

# TOGETHER IS POWERFUL

RISING TOGETHER.  
RISING EVERY DAY.



Allied Blenders  
& Distillers

## REGISTERED OFFICE

Allied Blenders and Distillers Pvt. Ltd. (CIN: U1551MH2008PTC187368)  
394/C, Ground Floor, Lamington Chambers, Lamington Road,  
Mumbai - 400 004, India.  
Tel: +91 22-6777 9777 Fax: +91 22 6777 9725

## CORPORATE OFFICE

Allied Blenders and Distillers Pvt. Ltd.  
Ashford Centre, 3rd and 4th Floor, Shankarrao Naram Marg,  
Lower Parel (West) Mumbai - 400 013, India.  
Tel: +91 22 4300 1111 Fax: +91 22 4300 1116  
Email: [info@abdindia.com](mailto:info@abdindia.com)  
Visit us at [www.abdindia.com](http://www.abdindia.com)

## OUR VISION

TO BE THE MOST ADMIRABLE  
SPIRITS COMPANY IN THE WORLD



## OUR VALUES



### TEAM WORK

We blend our efforts to forge our path to success. Our achievements stem from the collective intelligence of personnel across functions, which enables cohesive decision making.



### EXCELLENCE IN EXECUTION

At ABD, we are collectively responsible for steering success with excellence. We thus inculcate a superior work culture that is founded on quality and finesse.



### CONSTANTLY INNOVATING

We strive to brew new and beneficial thoughts daily. We encourage an inventive work environment for constant innovation at every level.



### PROFESSIONAL AND PERSONAL INTEGRITY

We strongly perpetuate both personal and professional integrity. Every employee at ABD is encouraged to be both, a custodian as well as a role-model of honesty and reliability.



### PROUD OF WHAT WE DO

We reflect our pride through our work, which we do with great passion, repeated excellence, and positivity.

## CONTENTS

• CHAIRMAN'S MESSAGE - TOGETHER IS POWERFUL	01
• THE PATRONS - BOARD OF DIRECTORS AND EXECUTIVE TEAM	05
• A NEW SPIRIT - OUR BRANDS	07
• DIRECTORS' REPORT	21
• INDEPENDENT AUDITOR'S REPORT & STANDALONE FINANCIAL STATEMENT	43
• INDEPENDENT AUDITOR'S REPORT & CONSOLIDATED FINANCIAL STATEMENT	107





## CHAIRMAN'S MESSAGE



**TOGETHER IS POWERFUL  
RISING TOGETHER.  
RISING EVERY DAY.**

Dear Members,

We are living through perhaps the most challenging times that any of us has experienced. The Covid 19 pandemic has impacted lives and livelihoods in an unprecedented manner. Just as we felt that we were slowly getting back to normalcy, the second wave hit us with even greater severity. I would like to make a special mention and commend the tireless efforts of our healthcare and essential services workers who have stood tall and strong in the service of the nation.

It is often said that problems give birth to wisdom, and as our business navigates through these tumultuous waves, we will come out a little wiser and a lot stronger. During this trying phase, it was the resilience of everyone at ABD that enabled us to weather these storms. I am incredibly proud of our team's efforts.

The pandemic has given probably one of the biggest economic setbacks to our country. Whilst the third and fourth quarter data of FY21 gave rise to optimism about an economic rebound in FY22, the second wave of COVID-19 is likely to affect this revival.

Nonetheless, I am pleased to report that we delivered sustained performance quarter-on-quarter, demonstrating the resilience and agility of our business.

Our strategy of improved cash management has served us well.

Allied Blenders And Distillers Private Limited (ABD) has performed reasonably well considering all the challenges and delivered the following results in standalone financials for FY 20-21.

- EBITDA - Rs 215.51 Crs.
- PAT - Rs 5.36 Crs.

Despite a challenging ecosystem, our brands embarked on an exciting journey to resonate stronger with consumer needs and deliver on our key business objectives for the year. Officer's Choice Whisky performed well in markets across the country supported by a range of limited edition packs and engaging promotions. In light of the COVID-19 pandemic, the brand saluted frontline workers with its meaningful film that thoughtfully celebrated the efforts of the 'true officers' serving the nation in these difficult times.

Officer's Choice Blue underwent a dramatic reinvention built around establishing a competitively superior offering. With refreshed eye-catching packaging, a youthful brand proposition and a convincing product narrative of '3 Steps to Smoothness', the relaunch was successfully rolled out in Assam and Telangana and will be taken forward pan-India this year. The new identity of Rok Sake Toh Rok Le, that was unveiled during IPL 2020 served as an inspiration to the youth to keep pursuing their aspirations despite all odds.

Sterling Reserve continued to forge ahead to become a sizeable player, with Blend 7 gaining market share ahead of well-entrenched competitors. The brand launched a new set of thematic films, explored exciting limited edition packs on both blends and initiated several award winning digital campaigns on Sterling Reserve Projects. Sterling Reserve has also been declared Brand Champion in the Indian Whisky category for the third year in a row by the venerated **Spirits Business** publication.



Our blends remain consumer favourites as reflected in the performance of our brands at the Superior Taste Awards 2020 in Brussels where Sterling Reserve Blend 10, Sterling Reserve Blend 7, Officer's Choice Blue and Kyron received accolades for their superior product experience.

Moving forward our aim will be to constantly innovate with relevant consumer offerings while leveraging new mediums, messaging and content formats to best deliver on our business goals.

We manufactured sanitizers at our distillery and supplied them to primary health care centers, hospitals etc. as per the directive of the local Government. We have also actively participated towards supporting the social and economic development of the nation through our CSR initiatives and we are committed towards the same in the future as well.

The employees of ABD are the pillars on which we stand strong. Guiding and connecting with them through a difficult year has been the primary focus during these challenging times.

There has been continued investment in talent, leadership, and inclusivity to foster individual and organisational growth. ABD was certified as a great place to work during the year. This is a testament to the commitment that ABD has towards its employees. We participated in the Great Place to Work survey in Nov 2020, which is a global authority in workplace culture assessment. The survey has also shown us areas where we can improve. The Leadership team is committed to create and implement a concrete action plan to address these in the next few months.

Several initiatives were rolled out to ensure the physical and psychological wellbeing of our employees, including policies to provide financial assistance to families in the event of a tragic loss of life of any of our employees. We also organised vaccination programmes for our employees and their families.

Despite our best efforts, we lost some of our ABD colleagues to the Covid-19

pandemic. My thoughts go out to their families and friends and indeed to all those whose lives have been impacted. The pandemic has tested the resilience and character of our people and agility of our operations. It has made us more focused and better prepared for the dynamics of the rapidly evolving world.

I would like to take this opportunity to thank all employees of ABD on behalf of the company and extend my gratitude to our customers, business partners and bankers for enabling us to look beyond challenging times.

Warm Regards,

Kishore R. Chhabria  
Chairman-Allied Blenders & Distillers (P) Ltd

## THE PATRONS

### BOARD OF DIRECTORS



**KISHORE R. CHHABRIA**  
CHAIRMAN



**BINA K. CHHABRIA**  
CO-CHAIRPERSON



**SHEKHAR RAMAMURTHY**  
DEPUTY CHAIRMAN  
(W.E.F. 1ST JULY 2021)



**UTPAL K. GANGULI**  
VICE-CHAIRMAN



**NICHOLAS BODO BLAZQUEZ**  
DEPUTY CHAIRMAN  
(TILL 30TH JUNE 2021)



**RAMAKRISHNAN RAMASWAMY**  
EXECUTIVE DIRECTOR  
& CHIEF FINANCIAL  
OFFICER



**DEEPAK ROY**  
NON-EXECUTIVE  
DIRECTOR



**CHIRAG V. PITTIE**  
NON-EXECUTIVE  
DIRECTOR  
(W.E.F. 14TH JUNE 2021)



**RESHAM CHHABRIA HEMDEV**

## EXECUTIVE TEAM



**ARUN BARIK**  
HEAD  
MANUFACTURING  
AND TECHNICAL



**ROOPAK CHATURVEDI**  
CHIEF  
COMMERCIAL  
OFFICER



**ANUPAM BOKEY**  
CHIEF  
MARKETING  
OFFICER



**PRASANNA MOHILE**  
PRESIDENT -  
CORPORATE  
AFFAIRS, PUBLIC  
RELATION & CSR



**BIKRAM BASU**  
VICE PRESIDENT -  
STRATEGY &  
BUSINESS  
DEVELOPMENT



**GOPI NAMBIAR**  
CHIEF HUMAN  
RELATIONS  
OFFICER



**RITESH SHAH**  
COMPANY  
SECRETARY &  
CHIEF LEGAL  
OFFICER

### AUDITORS

For Walker Chandiok & Co LLP Chartered Accountants |  
Firm Registration No.: 001076N/N500013

### BANKERS

Axis Bank | IDFC First Bank | IndusInd Bank |  
Lakshmi Vilas Bank | Rabo Bank | Saraswat Bank |  
State Bank of India | SVC Co-operative Bank Ltd. |  
South Indian Bank | Yes Bank



AN INDOMITABLE SPIRIT OF EXCELLENCE






## OFFICER'S CHOICE WHISKY

While 2020 – 21 has certainly been a difficult year with several lockdowns, restrictions and COVID-19 related taxes being introduced, the last quarter of the year witnessed consumers returning to the segment. This resulted in a marginal growth for the brand. In the same quarter, Officer's Choice Whisky grew stronger in comparison to the segment (11.1% vs 8.9%) while also increasing its market share to 36.2% (from 35.6% in Q4 2019 - 20). As a result, we completed the year with greater enthusiasm and optimism.

Officer's Choice Whisky made its big screen comeback last year with relevant, timely and inspirational communication. The well-timed TV campaign was further amplified via relevant Facebook communities reaching over 7 million views online.

Recent observations have shown that we have lost consumer franchise due to lowered salience of the brand in the adjacent segments of Cheap and Deluxe Whisky. We are, therefore, working towards building a stronger brand franchise for Officer's Choice Whisky by restaging the brand in FY'22. To put this into effect, we are going to introduce relevant differentiation and aspirational attributes into our brand appeal. Our aim is to not only recover the brand's earlier franchise, but to also recruit consumers from the Cheap Whisky segment into the fold.

In the coming year, we look forward to re-crafting our packaging as well as consumer communication in a fresher, contemporary and aspirational manner. With other regional competitors losing their interest in the segment, our bold step is certainly going to be a game-changer. We are working with one of the best-in-class packaging and creative development agencies to help resurrect the brand and achieve its due share of sales and volume.





# OFFICER'S CHOICE BLUE

Last year, we embarked on a distinct task of building a new marketing mix for OC Blue. Our goal was to differentiate the brand from Officer's Choice, its parent brand, and appeal strongly to competition consumers by communicating product superiority and driving premium brand imagery.

Despite challenging consumer situations and unfavourable market conditions that have hampered research and standard in-market launch processes, we overcame all odds posed and successfully set in motion our plans to reinvigorate OC Blue.

The brand was relaunched with new packaging which reflected its premium image and elucidated key aspects of our product superiority claims. The modern design is brought alive with attention-grabbing colours that make the pack stand out on-shelf and embodies a visual treatment showcasing 'smoothness' through a tessellation effect. The on-pack content details the '3 Steps to Smoothness' claim giving consumers a clear reason to pick us over competition. To top it all off, the pack distinctly proclaims our use of 100% grain whisky on the front of the label, further building consumer confidence. Overall, the new packaging has been widely appreciated by consumers and trade alike.

OC Blue's new proposition of being unstoppable, **Rok Sake Toh Rok Le**, is derived from the consumer insight of "the youth of today relentlessly pursuing their dreams and ambitions with confidence, despite the societal naysayers". Not only was this communication a clear winner during testing, but also post-launch during the IPL 2020, when the new communication significantly improved critical brand equity metrics.

To amplify the new brand positioning online, we created a virtual dugout on our Facebook page where fans connected in real time over key IPL 2020 moments and made our handle the go-to place to celebrate high points of the matches. We weaved in our whisky narrative to further validate our superiority story through quizzes, contests and other exciting activities.

The OC Blue IPL Digital Dugout grabbed mind share, reach and engagement that surpassed all expectations and benchmarks. With over 500 pieces of content created and a reach of over 120 million, we were easily the most active brand in the segment during the tournament. The campaign also went on to win several accolades from both within and outside the industry.

The new OC Blue has been launched with its full credentials across Assam, Telangana and Haryana, with encouraging initial responses. By July 2021, the repackaged brand will be launched throughout the country.





# STERLING RESERVE



Sterling Reserve continued its strong performance in FY20-21 despite an industry slowdown. With 2.92 million cases of sales, the brand grew from strength to strength in most markets. Sterling Reserve Blend 7 cemented its position as the third-highest selling whisky in the semi-premium whisky segment with 8.2% market share.

Sterling Reserve Blend 10 is an impeccable blend of imported Scotch malts from different barrel origins including bespoke bourbon oak casks and the finest Indian grain spirits. Awarded a 'Remarkable Product' rating at the **Superior Taste Awards 2021** by the **International Institute of Taste, Brussels**, this premium blend is chill filtered to lend it a smooth finish with 10 unique tasting notes in perfect balance.

Sterling Reserve Blend 7 is crafted to perfection with Scotch malts from different barrel origins and carefully selected Indian grain spirits with 7 distinct tasting notes. Awarded a 'Notable Product' rating at the **Superior Taste Awards 2021** by the **International Institute of Taste, Brussels**, the soft toasted touch of charred oak gives a luxurious texture and a smooth, well-rounded finish to this exquisite blend.

The brand launched two new commercials during the IPL 2020 and amplified the same across relevant news genre channels and on key platforms online. The vibrant and elegant films deployed an interesting circular motion camera technique that helped set it apart visually from other competition communication.


Limited edition packs were introduced on both blends for the first time in FY20-21 to build excitement in-store and grow engagement with customers. For Blend 7, we created an industry first pack where we printed a series of multi-player board games on the inside of the monocartons and also provided a set of dice and pawns for gameplay. We also embedded QR codes that gamers could scan to access the Sterling Reserve Gaming Project — our interactive web app which allows users to play online games with their friends and compete on a private and global leaderboard.

The year also saw the launch of the eco-friendly Sterling Reserve B10 Earth Edition - a series of 3 uniquely designed packs made from upcycled fabric discards and handcrafted by Indian artisans. The B10 Earth Edition was our conscientious effort to contribute to a greener planet.

The packs were amplified online through social media, influencer marketing, rich media ads on mobile and a display campaign driven by programmatic buying.

The Sterling Reserve Projects continued to produce cutting edge content and build an online community that eagerly engaged with the brand. With innovative interventions like Breakout and Sonic Labs, Sterling Reserve Music Project remained relevant during the pandemic induced lockdowns and gained widespread acclaim from the music fraternity. Sterling Reserve Comedy Project returned for Season 2 and saw phenomenal growth in audience votes as the chase for India's next big stand-up icon persisted.

Appreciation and acknowledgement for the innovative work done on the brand came from all corners including domestic and international awards from both within and outside the industry. The brand was awarded with the 'Best New Marketing Campaign' by the venerable Spirits Business magazine. The publication also awarded Brand Champion – Indian Whisky status to Sterling Reserve for the third year in a row.





## OFFICER'S CHOICE STAR



Officer's Choice Star was launched in July '18 in Karnataka and select parts of Maharashtra. It is a contemporary blend, appreciated for its rich and smooth taste. The brand caters to the value-conscious consumer seeking a quality drink.

In the past year, the brand grew by a whopping 32.6%, increasing its market share to 1.9%. A flurry of successful offline campaigns enabled drive in the massive growth.

In Karnataka, the brand executed a Display Contest for retailers and launched the 1-litre SKU to fill out its portfolio. Brand visibility in-market was further enhanced with the help of striking in-store branding and non-lit boards.

2020 also saw Officer's Choice Star's successful launch in Africa, where it was widely appreciated in its market segment



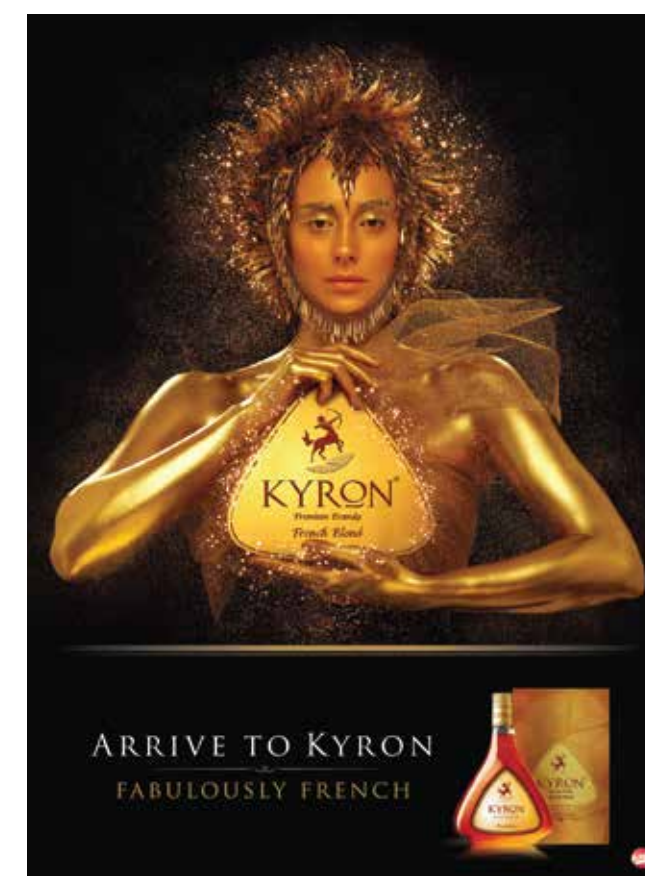
## KYRON



With its elegant French connection, Kyron offers a unique blend with unmatched quality in the premium brandy segment. This captivating spirit is a sublime combination of premium grape spirits from the Cognac region of France and exotic ingredients that lend to its complex flavours.

The bottle has an inimitable form, evocative of both class and heritage. The brand has carved a niche in the premium brandy segment owing to its splendid blend and standout packaging.

Kyron was successful in establishing itself in the key markets of Kerala and Telangana despite the challenges faced last year. The brand's sales volume touched 0.85 lakh cases to reach a market share of 3.2%.





## OFFICER'S CHOICE BRANDY



### BLENDED WITH TRUST

Concocted from handpicked grapes and the finest natural ingredients, Officer's Choice Brandy offers a distinct aroma and taste to consumers. Officer's Choice Brandy has enjoyed a rich run in Tamil Nadu, Kerala and Andhra Pradesh.



## OFFICER'S CHOICE RUM



### THE MAJESTIC RUM

Officer's Choice Rum is a pièce de résistance to tempt the palate of dark rum aficionados. It has a one-of-a-kind fruity rum quality at the core of its blend, making it an intricate, sweet, heavy, woody and full-bodied offering. Fashioned along the lines of revered Portuguese rums, the brand continues to make its presence felt in the leading rum-consuming markets of Odisha and Kerala.





## LORD & MASTER



### THE REAL SPIRIT OF SUBSTANCE

"True power never shouts. It roars."

Lord & Master Brandy boasts of a full-bodied blend of French grape spirit and exotic natural ingredients. Coupled with its exclusive packaging, the brand represents masculinity at its finest. Its communication plank of 'Man of Substance' celebrates subtle superiority and an inherent sense of strength and balance.

## JOLLY ROGER



### VICTORY BEGINS WITH YOU

"The best victory is when you win against yourself."

Jolly Roger presents a unique offering in the dark rum segment. A blend of Jamaican pot-still rum and native spices, it offers supreme quality and a seductive taste. It comes in a handsomely designed family-shaped bottle with a tamper-proof non-refillable closure.


The brand positioning focuses on the youth of the country who are willing to push the envelope when it comes to experiencing life. The positioning also sits well with Jolly Roger's primary target audience - tenacious young strivers who live by their own rules irrespective of societal norms.

## CLASS 21



### CRAFTED FOR A FOREVER YOUNG FEEL

Class 21 is India's first grain vodka in the regular segment. Its contemporary, modern and immaculate packaging has broken new ground in the market in terms of design and uniqueness. Class 21 indulges the consumer in an exciting vodka journey, making them feel forever young.





**DIRECTORS' REPORT TO MEMBERS**

Your Directors have pleasure in presenting their Annual Report and Audited Statement of Accounts for the financial year ended 31st March 2021.

**1. FINANCIAL RESULTS:**

[Rs. in lakhs]		
PARTICULARS	2020-2021	2019-2020
Revenue from Operations	6,37,877.52	8,11,906.45
Other Income	1,999.98	1,749.00
Total Expenses	6,38,300.07	8,13,401.59
<b>Profit Before Tax</b>	<b>1,577.43</b>	<b>253.86</b>
Less : Tax Expenses / (credit)	1,006.53	(1237.03)
<b>Profit after Tax</b>	<b>570.90</b>	<b>1,490.89</b>
Add : Other Comprehensive Income for the year	(34.56)	0.83
Total Comprehensive Income	536.34	1,491.72
Reserve and Surplus at the Beginning of the year	9,943.93	8501.04
Transitional adjustment of IndAS-116	-	(48.83)
Surplus carried forward to Balance Sheet	10,480.27	9943.93

**2. DIVIDEND AND RESERVES:**

The Board of Directors of your company, after considering the relevant circumstances and with a view to conserve the resources for future operations, has decided that it would be prudent, not to recommend any dividend on equity shares and preference shares for the financial year under review.

During the year under review, no amount was transferred to General Reserve as per the Companies (Declaration and Payment of Dividend) Rules, 2014.

**3. STATE OF COMPANY'S AFFAIRS AND REVIEW OF OPERATIONS:**

Your Company has achieved sales of 25.5 million cases in FY 20-21 with a share of 7.6% of the IMFL industry. Despite a challenging year for the industry, your company forged ahead and acquired wins in the semi-premium segment with Sterling Reserve Blend 7, and saw green shoots in the deluxe segment with the OC Blue relaunch.

Officer's Choice Whisky, our flagship brand, achieved sales figures of 15.5 million cases and continues to be the market leader in the regular whisky segment with a share of 34%.

OC Blue clocked sales of 5.9 million cases securing a market share of 9%. The relaunch in Assam, Telangana and Haryana with a refreshed packaging, a youthful and energetic brand proposition and a credible product story to build competitive superiority was critical to our efforts in reigniting the brand. The roll-out of the new marketing mix was amply supported with investments on TV, in digital media and in-store visibility. Sales and trade personnel were given special trainings and inductions to excite them further for the relaunch. We have begun seeing significant shifts in consumer perception and consideration towards the brand on the back of these interventions and are looking towards a pan-India roll-out of the restaged OC Blue by July'21.

Sterling Reserve Premium Whiskies continued on its path to chase the next by sustaining volumes in a tough year at 2.95 million cases being sold. Sterling Reserve Blend 7 grew its market share to 8.2% and firmly cemented its position in the top 3 brands of the highly competitive semi-premium whisky segment. Sterling Reserve B10, operating in the Premium whisky segment, saw a minor drop in volumes to 1.6 lakh cases. The brand embarked on several journeys of innovation this year launching new communication and industry-first limited edition packs for in-store excitement.

Sterling Reserve persisted in building consumer connect through the umbrella platform of Sterling Reserve Projects. The Sterling Reserve Music Project received much appreciation from music lovers for properties like Breakout and Sonic Labs. The second season of the Sterling Reserve Comedy Project was particularly well received by consumers looking for comic respite and the season saw over 2 lakh votes cast for the contestants.

Kyron Premium Brandy achieved sales of 0.84 lakh cases in FY 20-21 and has established itself as the brand of choice in the Premium Brandy segment.



Officer's Choice Brandy touched sales of 5.38 lakh cases in FY 20-21 while Officer's Choice Rum achieved sales of close to 0.9 lakh cases.

Officer's Choice Star, a value variant of Officer's Choice remains undeterred on its path to progress in Karnataka achieving sales of 2.43 lakh cases showcasing a 32% growth over the previous year.

The other brands in our portfolio like Officer's Choice Black, Lord & Master Brandy, Class 21 Vodka and Jolly Roger Rum, continue to meet expectations in their respective markets.

**4. FINANCIAL HIGHLIGHTS AND CHANGE IN NATURE OF BUSINESS:**

The Company is engaged in the business of manufacturing and marketing of IMFL products. There has been no change in the business of the Company during the financial year ended 31st March, 2021.

In the last month of FY 20-21, the COVID-19 pandemic developed rapidly into a global crisis, forcing governments to enforce lock-downs of all economic activity. For the Company, the focus immediately shifted to ensuring the health and well-being of all employees, and on minimizing disruption to services for all our customers globally.

During the year under review, your company has recorded revenues of ₹ 6413.01 Crores as compared to ₹ 8138.36 Crores during the previous year. The total expenses during the year were ₹ 6197.50 Crores as compared to ₹ 7886.78 Crores during the previous year.

Consequently, your Company's profit before tax for the year under review was Rs. 15.77 Crores as compared to the previous year's profit before tax of ₹ 2.54 Crores. After providing for income tax credit, profit after tax for the year under review was ₹ 5.71 Crores as compared to ₹ 14.91 Crores during the previous year.

**5. MERGERS / AMALGAMATION, JOINT VENTURE, SUBSIDIARY AND ASSOCIATE COMPANIES:**

The following are wholly owned subsidiaries of your Company:-

Sr. No.	Name of the Company	Status
1.	NV Distilleries & Breweries (AP) Private Limited (CIN: U15549MH2007PTC335436)	Subsidiary
2.	Deccan Star Distillers India Private Limited (CIN: U15492TG2013PTC090743)	Subsidiary
3.	Chitwan Blenders & Bottlers Private Limited (CIN: U15512BR1990PTC004097)	Subsidiary
4.	Sarthak Blenders & Bottlers Private Limited (CIN: U15311MH2011PTC337649)	Subsidiary

During the year under review the Board has approved the amalgamation of Sarthak Blenders & Bottlers Private Limited, wholly owned subsidiary with the Company.

The highlights of performance of subsidiaries and their contribution to the overall performance of the Company is covered in **Annexure 'A'** as form AOC-1 & forms integral part of this report.

**6. DIRECTORS:**

During the year under review, Mr. Deepak Roy ceased to be Executive Vice Chairman of the Company with effect from June 30, 2020. He continues on the board of the Company as Non-Executive Director with effect from July 01, 2020.

Subsequent to the balance sheet date Dr. Nicholas Bodo Blazquez resigned from the position of Executive Deputy Chairman of the Company with effect from the close of business hours of 30th June 2021 and was re-designated as Non- Executive Director of the Company with effect from 1st July 2021.

Mrs. Resham Chhabria J Hemdev and Mr. Chirag Vinod Kumar Pittie have been appointed as Additional Directors of the company. Further, Mrs. Resham Chhabria J Hemdev has been appointed as Vice Chairperson with effect from 14th June 2021 subject to the approval of the shareholders in terms of the provisions of section 188 of the Companies Act, 2013.

\*Mr. Shekhar Ramamurthy has been appointed as Additional Director and designated as Executive Deputy Chairman of the Company with effect from 01st July 2021.

The Company has received the declarations from all the Directors as required pursuant to Section 164(2) and section 184 (1) of the Companies Act 2013 and the rules made thereunder.

The composition of the Board after the above changes will be as follows:

Sr. No.	Name of Director	Designation
1	Mr. Kishore R Chhabria	Chairman
2	Mrs. Bina K Chhabria	Co-Chairperson
3	Mr. Shekhar Ramamurthy	Executive Deputy Chairman
4	Mr. Utpal K Ganguli	Executive Vice Chairman
5	Mrs. Resham Chhabria J Hemdev	Executive Vice-Chairperson
6	Mr. Ramakrishnan Ramaswamy	Executive Director
7	Mr. Deepak Roy	Non-Executive Director
8	Mr. Chirag Vinod Kumar Pittie	Non-Executive Director

#### 7. TRANSFER OF SHARES:

During the year under review there were change in the shareholding pattern of the company due to transfer of shares, the details of which has been noted in "MGT-9 extract of annual return" and annexed as **Annexure - C** to this report.

#### 8. ADEQUACY OF INTERNAL FINANCIAL CONTROLS WITH REFERENCE TO FINANCIAL STATEMENTS :

The Company has an internal control system and an all India integral audit team, commensurate with the size, scale and complexity of its operations. The Company has in place adequate internal financial controls with reference to financial statements. During the year under review, such controls were tested and no reportable material weakness in the design or operation was observed.

#### 9. STATUTORY AUDITORS AND AUDITORS' REPORT :

M/s. Walker Chandio & Co LLP., Chartered Accountants, Mumbai (Firm Registration Number: 001076N / N500013) continue as Statutory Auditors of your Company for a period of five years till conclusion of the Annual General Meeting for the year ended 31st March 2023. Since the appointment is not subject to ratification by the members at every Annual General Meeting, no resolution is proposed at this Annual General Meeting, pursuant to the provisions of the amended Companies Act, 2013.

#### 10. SECRETARIAL AUDIT

Pursuant to Section 204 of the Act, 2013 and Rule 9 of the Companies (Appointment and Remuneration of Managerial Personnel) Rules, 2014, the Company has appointed Mr. B K Pradhan & Associates, Practicing Company Secretary, to undertake Secretarial Audit of the Company for the financial Year 2020-2021. The Secretarial Audit Report forms part of this Report and is annexed as **Annexure - E**.

There are no qualifications or adverse remarks in the Secretarial Audit Report.

#### 11. CONSERVATION OF ENERGY, TECHNOLOGY ABSORPTION, FOREIGN EXCHANGE EARNINGS AND OUTGO AND RESEARCH & DEVELOPMENT :

##### A. Conservation of Energy, Technology Absorption

The statement pursuant to section 134 (3) (m) of the Companies Act, 2013 and the Companies (Accounts) Rules, 2014 is given in the **Annexure 'B'** and forms an integral part of this Report.

##### B. Foreign Exchange Earnings and Outgo

Earnings	Rs. 13,355.27 lakhs
Outgo	Rs. 507.43 lakhs

#### 12. PARTICULARS OF EMPLOYEES :

The information required pursuant to Section 197 read with Rule 5 of the Companies (Appointment and Remuneration of Managerial Personnel) Rules, 2014 in respect of employees of the Company, will be provided upon request. In terms of Section 136 of the Act, the reports and accounts are being sent to the members excluding the information on employees' particulars which is available for inspection by the members at the Registered office of the Company during business hours on working days of the Company up to the date of ensuing Annual General Meeting. Any member interested in inspecting / seeking such details may write to the Company Secretary.

#### 13. RELATED PARTY TRANSACTIONS :

Details of transactions with related parties as defined in the Act and the Rules framed thereunder, have been reported in the Notes to financial statements. Approval of the Audit Committee and the Board of Directors, as required has been obtained for such transactions. All transactions entered by the Company during Financial Year 2020-21 with related parties were in the ordinary course of business and on an arm's length basis. During the year, the Company has not entered into any transaction with related parties which could be considered material in accordance with the policy of the Company on materiality of related party transactions.

#### 14. DEPOSITS:

There were no outstanding deposits at the end of the previous financial year. The Company has not invited any deposits during the year.

#### 15. SIGNIFICANT AND MATERIAL ORDERS PASSED BY THE REGULATORS OR COURTS OR TRIBUNALS IMPACTING THE GOING CONCERN STATUS OF THE COMPANY :

There are no significant and / or material orders passed by the regulators or courts or tribunals impacting the going concern status of the Company.

#### 16. NUMBER OF BOARD MEETINGS :

During the year under review the Board of Directors of the Company met Six times on 15th April, 2020, 06th July, 2020, 02nd November 2020, 01st December, 2020, 23rd February, 2021 and 31st March, 2021.

Name of Directors	During Financial Year 2020-2021	
	No. of meeting eligible to attend	No. of meetings attended
Mr. Kishore R Chhabria	6	1
Mrs. Bina K Chhabria	6	1
Dr. Nicholas Bodo Blazquez	6	2
Mr. Utpal K Ganguli	6	3
Mr. Deepak Roy	6	6
Mr. Ramakrishnan Ramaswamy	6	6

#### 17. COMMITTEES

As on March 31, 2021, the Board had four committees viz, Audit Committee, Nomination and Remuneration Committee, Corporate Social Responsibility Committee, and Bank Operations Committee.

##### Procedure at Committee Meetings:

The Company's guidelines relating to the Board meetings are applicable to the Committee Meetings. Minutes of the proceedings of Committee meetings are circulated to the respective committee members and placed before the Board Meetings for noting. The composition and terms of reference of all the Committees are in compliance with the Companies Act, 2013 as applicable. The composition of all the Board Committees is as under:

##### Audit Committee:

One Meeting of the Audit Committee was held during the year under review on 01st Dec 2020:

Name of Members	During Financial Year 2020-2021	
	No. of meeting eligible to attend	No. of meetings attended
Dr. Nicholas Bodo Blazquez	1	1
Mr. U. K. Ganguli	1	1
Mr. Deepak Roy	1	1
Mr. Shibsankar Sanyal	1	0

##### Nomination and Remuneration Committee:

Since the Nomination and Remuneration Committee is a voluntary committee formed by the company there were no Meeting held during the year under review.

Corporate Social Responsibility Committee:

The CSR Committee met once during the financial year under review on 01st Dec 2020.

Name of Members	During Financial Year 2020-2021	
	No. of meeting eligible to attend	No. of meetings attended
Mrs. Bina K Chhabria	1	0
Mr. U. K. Ganguli	1	1
Mr. Deepak Roy	1	1

Bank Operations Committee:

Since the Bank Operation Committee is a voluntary committee formed by the company there were no Meeting held during the year under review.

**18. EXTRACT OF ANNUAL RETURN :**

In accordance with section 134 of the Companies Act, 2013 and the Companies (Accounts) Rules, 2014, the extract of Annual Return as provided under sub section 3 of section 92 under the Companies (Management and Administrative) Rules, 2014 is annexed hereto as **Annexure 'C'** in the prescribed form no. MGT-9.

**19. MATERIAL CHANGES AND COMMITMENTS :**

In terms of section 134 (3) (1) of Companies Act, 2013 the material changes and commitments which could affect the Company's financial position and have occurred between the end of the financial year and the date of this report are as under.

- Subsequent to the Balance sheet date the company has evaluated its decision and has decided to recall its capital advance of Rs. 7,500 Lakhs provided to Ashoka Liquors Private Limited, which has been received by the Company on 08th July 2021.
- The Company and the "0.01% Non-Cumulative Convertible Preference Shareholder i.e. Ashoka Liquors Private Limited have mutually decided to redeem the 0.01% Non-Cumulative Convertible Preference Shares (NCCPS) issued by the Company and the NCCPS has been redeemed on 8th July' 2021.
- Subsequent to the balance sheet date, the Company has received a sum of ₹ 10,000 lakhs from Oriental Radios Private Limited (ORPL), a promoter entity and related party as application money towards allotment of "8.5% Compulsorily Convertible Debentures" (convertible securities) on June 14, 2021. However, the application money was subsequently refunded to the party within the prescribed time under Companies Act 2013. On 08th July 2021, the Company has again received ₹ 10,000 lakhs towards application for allotment of **convertible securities** and the allotment is expected to be completed within statutory timelines.
- The Company has entered into a share purchase agreement (SPA) dated 15th July' 2021 to acquire the entire shareholding of ABD Dwellings Private Limited at their face value of ₹ 10 each and Madanlal Estates Private Limited for a consideration of ₹ 1 lakh and ₹1 lakh, respectively. Consequent to the said purchase, both these entities have become wholly owned subsidiaries w.e.f. 15th July' 2021.

**20. LOANS, GUARANTEES AND INVESTMENTS:**

Details of Loans, Guarantees and Investments covered under the provisions of Section 186 of the Companies Act, 2013 are given in the notes to the Financial Statements.

**21. RISK MANAGEMENT:**

Risk Management is the process of identification, assessment and prioritization of risks followed by coordinated efforts to minimize, monitor and mitigate/control the probability and/or impact of unfortunate events or to maximise the realization of opportunities. The major risks have been identified by the Company and its mitigation process / measures have been formulated in the areas such as business, project execution, event, financial, human, environment and statutory compliance.

**22. POLICY ON NOMINATION, REMUNERATION AND BOARD DIVERSITY:**

The Board of Directors has framed a policy which lays down a framework in relation to remuneration of Directors, Key Managerial Personnel and Senior Management of the Company. This policy also lays down criteria for selection and appointment of Board Members as well as diversity of the Board. The Company has a mix of Executive and Non-executive Director including Woman Director.

**23. CORPORATE SOCIAL RESPONSIBILITY INITIATIVES:**

The current composition of the CSR Committee comprises of Mrs. Bina K Chhabria, Mr. U. K. Ganguli and Mr. Deepak Roy as members of the Committee. During the financial year under review, the Company has incurred expenditure of a sum of Rs. 183.13 lakhs for activities specified in Section 135 of the Companies Act, 2013.

The annual report on CSR activities is annexed herewith marked as Annexure-D.

**24. VIGIL MECHANISM:**

As required under Section 177 of the Companies Act, 2013, the Company has established the vigil mechanism for directors and employees to report genuine concerns through the Whistle Blower Policy of the Company.

The Whistle Blower Policy of the Company provides for adequate safeguards against victimisation of persons who use such vigil mechanism and makes provision for direct access to the vice chairman of the Company.

**25. PERSONNEL :**

Your Directors wish to place on record their appreciation of all employees of the Company for their sustained efforts and valuable contribution to the high level of performance and growth during the year. Industrial relations remained cordial throughout the year. The Company continues to enjoy cordial relations with employees at all levels.

**26. DISCLOSURES UNDER SEXUAL HARASSMENT OF WOMEN AT WORKPLACE (PREVENTION, PROHIBITION & REDRESSAL) ACT, 2013:**

The Company has zero tolerance for sexual harassment at workplace and has adopted a policy on prevention, prohibition and redressal of sexual harassment at workplace in line with the provisions of the Sexual Harassment of Women at Workplace (Prevention, Prohibition and Redressal) Act, 2013 and the Rules thereunder for prevention and redressal of complaints of sexual harassment at workplace. During the year under review, there were no sexual harassment cases reported to the Company.

**27. GENERAL :**

Your Directors state that no disclosure or reporting is required in respect of the following items as there were no transactions / events on these items during the year under review:

- Issue of equity shares with differential rights as to dividend, voting or otherwise.
- Issue of Shares (including Sweat Equity Shares) to employees of the Company under any Scheme.
- Voting rights which are not directly exercised by the employees in respect of shares for the subscription / purchase of which loan was given by the Company (as there is no scheme pursuant to which such persons can beneficially hold shares as envisaged under section 67(3)(c) of the Companies Act, 2013).

**28. DIRECTOR'S RESPONSIBILITY STATEMENT :**

To the best of their knowledge and belief and according to the information and explanations obtained by them, your Directors make the following statements in terms of Section 134(3)(c) of the Companies Act, 2013:

- that in the preparation of the annual financial statements for the financial year ended March 31, 2021, the applicable accounting standards have been followed along with proper explanation and that there are no material departures;
- that such accounting policies as mentioned in the Notes to the Financial Statements have been selected and applied consistently and judgments and estimates have been made that are reasonable and prudent so as to give a true and fair view of the state of affairs of the Company as at March 31, 2021 and of the profit of the Company for that financial year ended on that date;
- that proper and sufficient care has been taken for the maintenance of adequate accounting records in accordance with the provisions of Companies Act, 2013 for safeguarding the assets of the Company and for preventing and detecting fraud and other irregularities;
- that the annual financial statements have been prepared on a going concern basis; and
- that systems to ensure compliance with the provisions of all applicable laws were in place and were adequate and operating effectively.



**29. APPRECIATION :**

The Directors acknowledge with gratitude the co-operation, understanding, support and assistance extended by its Customers, Dealers, Vendors, Bankers and all other Business Associates. Your Directors also take this opportunity to thank the various departments and agencies of the Central and State Governments for the co-operation, guidance and continued support provided throughout the year.

**FOR AND ON BEHALF OF THE BOARD****UTPAL K GANGULI**

Vice Chairman  
DIN: 0067083  
Mumbai, India  
19th July 2021

**NICHOLAS BLAZQUEZ**

Director  
DIN: 06995779  
Mumbai, India  
19th July, 2021

Registered Office:  
394-C, Ground Floor,  
Lamington Chambers,  
Lamington Road,  
Mumbai – 400 004

**ANNEXURE-A TO DIRECTORS REPORT FOR THE YEAR ENDED 31ST MARCH 2021****Form AOC-1**

(Pursuant to first proviso to sub-section (3) of section 129 read with rule 5 of Companies (Accounts) Rules, 2014)  
Statement containing salient features of the financial statement of subsidiaries or associate companies or joint ventures

**Part - A Subsidiaries**

1	Name of the subsidiary	:	NV Distilleries & Breweries (AP) Private Limited	Deccan Star Distilleries India Private Limited	Chitwan Blenders & Bottlers Private Limited	Sarthak Blenders and Bottlers Private Limited
2	The date since when subsidiary was acquired	:	17.06.2014	06.11.2014	15.03.2016	26.05.2017
3	Reporting period for the subsidiary concerned, if different from the holding company's reporting period.	:	N.A.	N.A.	N.A.	N.A.
4	Reporting currency and Exchange rate as on the last date of the relevant Financial year in the case of foreign subsidiaries	:	N.A.	N.A.	N.A.	N.A.
5	Share capital	:	<b>Authorised Share Capital :</b> Rs. 1,00,000/- divided into 10,000 Equity shares of Rs. 10/- each <b>Issued &amp; Paid up Share Capital :</b> Rs. 1,00,000/- divided into 10,000 Equity shares of Rs. 10/- each	<b>Authorised Share Capital :</b> Rs. 1,00,000/- divided into 10,000 Equity shares of Rs. 10/- each <b>Issued &amp; Paid up Share Capital :</b> Rs. 1,00,000/- divided into 10,000 Equity shares of Rs. 10/- each	<b>Authorised Share Capital :</b> Rs. 25,00,000/- divided into 20,000 Equity shares of Rs. 100/- each and 5000, 12.5% Cumulative Redeemable Preference Share of Rs. 100/- each <b>Issued &amp; Paid up Share Capital :</b> Rs. 24,98,000/- divided into 19,980 Equity shares of Rs. 100/- each and 5000, 12.5% Cumulative Redeemable Preference Share of Rs. 100/- each	<b>Authorised Share Capital :</b> Rs. 1,30,00,000/- divided into 13,00,000 Equity shares of Rs. 10/- each <b>Issued &amp; Paid up Share Capital :</b> Rs. 52,21,000/- divided into 5,22,100 Equity shares of Rs. 10/- each
6	Reserves and surplus	:	(Rs 347.27L)	(Rs 2.43L)	(Rs 410.42L)	(Rs 664.02L)
7	Total assets	:	Rs 1428.71L	0	Rs 18.25L	Rs 958.74L
8	Total Liabilities	:	Rs 1774.98L	Rs 1.43L	Rs 408.69L	Rs 1570.56L
9	Investments	:	-	-	-	-
10	Turnover	:	0	0	0	Rs 53.35L
11	Profit before taxation	:	Loss- Rs 107.16L	Loss- Rs 0.21L	Loss- Rs 1.37L	Loss- Rs 171.08L
12	Provision for taxation	:	0	0	Rs 1.52L	Rs 0.19L
13	Profit after taxation	:	Loss- Rs 107.16L	Loss- Rs 0.21L	Loss- Rs 2.89L	Loss- Rs 170.89L
14	Proposed Dividend	:	-	-	-	-
15	Extent of shareholding (in percentage)	:	100	100	100	100

- Names of subsidiaries which are yet to commence operations: None
- Names of subsidiaries which have been liquidated or sold during the year: None



## Part - B Associates and Joint Ventures

Statement pursuant to Section 129 (3) of the Companies Act, 2013 related to Associate Companies and Joint Ventures

Name of Associates or Joint Ventures	
<b>1. Latest audited Balance Sheet Date</b>	
<b>2. Date on which the Associate or Joint Venture was associated or acquired</b>	
<b>3. Shares of Associate or Joint Ventures held by the company on the year end</b>	
No. of Shares	
Amount of Investment in Associates or Joint Venture	
Extent of Holding (in percentage)	
<b>4. Description of how there is significant influence</b>	
<b>5. Reason why the associate/joint venture is not consolidated</b>	
<b>6. Networth attributable to shareholding as per latest audited Balance Sheet</b>	
<b>7. Profit or Loss for the year</b>	
i. Considered in Consolidation	
ii. Not Considered in Consolidation	

- Names of associates or joint ventures which are yet to commence operations – Not Applicable
- Names of associates or joint ventures which have been liquidated or sold during the year – Not Applicable

## FOR AND ON BEHALF OF THE BOARD

## UTPAL K GANGULI

Vice Chairman  
DIN: 0067083  
Mumbai, India  
19th July 2021

## NICHOLAS BLAZQUEZ

Director  
DIN: 06995779  
Mumbai, India  
19th July, 2021

Registered Office:  
394-C, Ground Floor,  
Lamington Chambers,  
Lamington Road,  
Mumbai – 400 004



## ANNEXURE-B TO DIRECTORS REPORT FOR THE YEAR ENDED 31ST MARCH 2021

POWER AND FUEL CONSUMPTION		CURRENT YEAR 31.03.2021	PREVIOUS YEAR 31.03.2020
ELECTRICITY			
A. Purchased Unit		37,44,241.26	31,04,345.50
Total Amount (Including rents of Meter & Others charges)		3,77,94,761.53	3,44,34,944.59
Rate Per Unit in Paisa		1,009.41	1,109.25
B. Own Generator			
I) Through Diesel Generator Unit		4,66,689.07	3,96,321.52
Unit per litre of Diesel (oil Cost Unit in Paisa)		2,715.98	2,407.69
II) Through Stream Terbine / Generator Unit		1,58,87,014.00	2,61,98,000.00
Unit per litre of Fuel,oil,gas, Coal/unit Cost in Paisa		1,366.20	1,228.24
Coal (Specify quality & where used)		N. A	N.A
Quantity(Tonnes)			
Total Cost		22,97,23,941.82	33,13,17,791.88
Average Cost		1,404.72	1,245.82
Other/ Inter Generation (Please give details)		N.A	N.A
Quantity			N.A   N.A
Total Cost		26,75,18,703.35	36,57,52,736.47
Rate Per Unit		1,331.07	1,231.55
Consumption per unit of Production	Standards if any	Current year 2020-21	Previous Year 2019-2020
Indian Made Foreign Liquor (IMFL)			
Electricity (in Paisa per case)		1,705.57	1,834.40
Furnace Oil		Nil	Nil
Coal (Specify quantity In MT)		-	-
Other (Specify)		Nil	Nil

## FOR AND ON BEHALF OF THE BOARD

## UTPAL K GANGULI

Vice Chairman  
DIN: 0067083  
Mumbai, India  
19th July 2021

## NICHOLAS BLAZQUEZ

Director  
DIN: 06995779  
Mumbai, India  
19th July, 2021

Registered Office:  
394-C, Ground Floor,  
Lamington Chambers,  
Lamington Road,  
Mumbai – 400 004



## ANNEXURE-C TO DIRECTORS REPORT FOR THE YEAR ENDED 31ST MARCH 2021

FORM NO. MGT 9

## EXTRACT OF ANNUAL RETURN

(As on Financial Year Ended on March 31, 2021)

Pursuant to Section 92 (3) of the Companies Act, 2013 and rule 12(1) of the Companies (Management &amp; Administration) Rules, 2014.

## I. REGISTRATION &amp; OTHER DETAILS

CIN	U15511MH2008PTC187368
Registration Date	08/10/2008
Name Of The Company	Allied Blenders And Distillers Private Limited
Category/Sub-category of the Company	Company limited by Shares/ Non-govt company
Address of the Registered office & contact details	394-C, Lamington Chambers, Lamington Road Mumbai- 400004
Whether listed company	Unlisted
Name, Address & contact details of the Registrar & Transfer Agent, if any.	Link Intime India Private Limited C 101, 247 Park, L.B.S.Marg, Vikhroli (West), Mumbai - 400083

## II. PRINCIPAL BUSINESS ACTIVITIES OF THE COMPANY (All the business activities contributing 10 % or more of the total turnover of the company shall be stated)

Sr. No.	Name and Description of main	NIC Code of the Product / Service	% to total turnover of the Company
1	Manufacturing of Alcohol & Alcoholic products	1101	99.69

## III. PARTICULARS OF HOLDING, SUBSIDIARY AND ASSOCIATE COMPANIES

Sr. No.	Name and Address of the Company	CIN/GLN	Holding / Subsidiary / Associate	% of Shares Held	Applicable Section
1	Chitwan Blenders & Bottlers Private Limited	U15512BR1990PTC004097	Subsidiary	100%	2 (87) (ii)
2	Deccan Star Distilleries India Private Limited	U15492TG2013PTC090743	Subsidiary	100%	2 (87) (ii)
3	NV Distilleries & Breweries (AP) Private Limited	U15549MH2007PTC335436	Subsidiary	100%	2 (87) (ii)
4	Sarthak Blenders & Bottlers Private Limited	U15311MH2011PTC337649	Subsidiary	100%	2 (87) (ii)

## IV. SHARE HOLDING PATTERN (Equity Share Capital Breakup as percentage of Total Equity)

## A. Category-wise Share Holding:-

Category of Share holders	No. of Shares held at the beginning of the year				No. of Shares held at the end of the year				% Change during the year
	Demat	Physical	Total	% of Total Shares	Demat	Physical	Total	% of Total Shares	
Equity									
A. Promoters									
(1) Indian	-	-	-	-	-	-	-	-	-
a) Individual / HUF	23,25,50,790	-	23,25,50,790	98.7197	23,48,57,290	-	23,48,57,290	99.6989	-
b) Central Govt	-	-	-	-	-	-	-	-	-
c) State Govt(s)	-	-	-	-	-	-	-	-	-
d) Bodies Corp.	7,09,375	-	7,09,375	0.3012	7,09,375	-	7,09,375	0.3011	
e) Banks / FI	-	-	-	-	-	-	-	-	-
f) Any other	-	-	-	-	-	-	-	-	-
<b>Sub - total (A) (1):-</b>	<b>23,32,60,165</b>		<b>23,32,60,165</b>	<b>99.0209</b>	<b>23,55,66,665</b>		<b>23,55,66,665</b>	<b>100</b>	
(2) Foreign									
a) NRIs - Individuals	-	-	-	-	-	-	-	-	-
b) Other - Individuals	-	-	-	-	-	-	-	-	-
c) Bodies Corp.	-	-	-	-	-	-	-	-	-
d) Banks / FI	-	-	-	-	-	-	-	-	-
e) Any Other	-	-	-	-	-	-	-	-	-
<b>Sub - total (A) (2):-</b>	<b>-</b>	<b>-</b>	<b>-</b>	<b>-</b>	<b>-</b>	<b>-</b>	<b>-</b>	<b>-</b>	<b>-</b>
<b>Total Shareholding of Promoter (A) = (A)(1)+ (A)(2)</b>	<b>23,32,60,165</b>		<b>23,32,60,165</b>	<b>99.0209</b>	<b>23,55,66,665</b>		<b>23,55,66,665</b>	<b>100</b>	
B. Public Shareholding									
(1) Institutions	-	-	-	-	-	-	-	-	-
a) Mutual Funds	-	-	-	-	-	-	-	-	-
b) Banks / FI	-	-	-	-	-	-	-	-	-
c) Central Govt	-	-	-	-	-	-	-	-	-
d) State Govt(s)	-	-	-	-	-	-	-	-	-
e) Venture Capital Funds	-	-	-	-	-	-	-	-	-
f) Insurance Companies	-	-	-	-	-	-	-	-	-
g) FIs	-	-	-	-	-	-	-	-	-
h) Foreign Venture Capital Funds	-	-	-	-	-	-	-	-	-

i) Others (specify)	-	-	-	-	-	-	-	-	-
Sub - total (B)(1):-	-	-	-	-	-	-	-	-	-
(2) Non – Institutions									
a) Bodies Corp.									
i) Indian	-	-	-	-	-	-	-	-	-
ii) Overseas	-	-	-	-	-	-	-	-	-
b) Individuals									
i) Individual shareholders holding nominal share capital up to Rs. 1 lakh	-	-	-	-	-	-	-	-	-
ii) Individual shareholders holding nominal share capital in excess of Rs 1 lakh	2306500		2306500	0.9791	-	-	-	-	-
c) Others (specify)									
Non Resident Indians	-	-	-	-	-	-	-	-	-
Overseas Corporate Bodies	-	-	-	-	-	-	-	-	-
Foreign Nationals	-	-	-	-	-	-	-	-	-
Clearing Members	-	-	-	-	-	-	-	-	-
Trusts	-	-	-	-	-	-	-	-	-
Foreign Bodies - D R	-	-	-	-	-	-	-	-	-
<b>Sub - total (B)(2):-</b>	-	-	-	-	-	-	-	-	-
Total Public Shareholding (B)=(B)(1)+(B)(2)	-	-	-	-	-	-	-	-	-
C. Shares held by Custodian for GDRs & ADRs	-	-	-	-	-	-	-	-	-
Grand Total (A+B+C)	23,55,66,665		23,55,66,665	100	23,55,66,665		23,55,66,665	100	-

**B. Shareholding of Promoter:-**

SN	Shareholder's Name	Shareholding at the beginning of the year			Shareholding at the end of the year			% change in share holding during the year
		No. of Shares	% of total Shares of the company	% of Shares Pledged / encumbered to total shares	No. of Shares of the company	% of total Shares	% of Shares Pledged / encumbered to total share	
1	Mrs. Bina K Chhabria	11,62,75,400	49.3599	-	11,74,28,650	49.8494		49.8494
2	Mrs. Resham C J Hemdev	5,81,37,695	24.6799	-	5,87,14,320	24.9247		24.9247
3	Mrs. Neesha K Chhabria	5,81,37,695	24.6799	-	5,87,14,320	24.9247		24.9247
4	Bina Chhabria Enterprises Private Limited	1,41,095	0.0599	-	1,41,095	0.0599		-
5	Officers Choice Spirits Private Limited	1,615	0.0007	-	1,615	0.0007		-
6	Mr. Deepak Roy	23,06,500	0.9791		-	-		-
7	Oriental Radios Private Limited	5,66,665	0.2406	-	5,66,665	0.2406	-	-
	<b>Total</b>	<b>23,55,66,665</b>	<b>100.000</b>	-	<b>23,55,66,665</b>	<b>100.000</b>	-	-

**C. Change in Promoters' Shareholding (please specify, if there is no change):-**

Particulars	Shareholding at the beginning of the year		Cumulative Shareholding during the year	
	No. of shares	% of total shares of the company	No. of shares	% of total shares of the company
<b>At the beginning of the year</b>	23,32,60,165	99.0209	-	-
Date Wise Increase/Decrease in Promoters Shareholding during the year specifying the reasons for increase/decrease (e.g. allotment/ transfer/bonus/sweat equity etc.)	<b>Date</b>	<b>Transferor</b>	<b>Transferee</b>	<b>No. of Shares</b>
	12.10.2020	Deepak Roy	Bina K Chhabria	11,53,250
			Resham Chhabria J Hemdev	5,76,625
			Neesha K Chhabria	5,76,625
<b>At the end of the year</b>	<b>23,55,66,665</b>	<b>100.00</b>	-	-



**D. Shareholding Pattern of top ten Shareholders: (Other than Directors, Promoters and Holders of GDRs and ADRs):-**

Sr. No.	For Each of the Top 10 Shareholders	Shareholding at the beginning of the year		Shareholding at the end of the year		Cumulative Shareholding during the year	
		No. of shares	% of total shares of the company	No. of shares	% of total shares of the company	No. of shares	% of total shares of the company
-	-	-	-	-	-	-	-

**E. Shareholding of Directors and Key Managerial Personnel:-**

Sr. No.	Shareholding of each Directors and each Key Managerial Personnel	Shareholding at the beginning of the year		Shareholding at the end of the year		Cumulative Shareholding during the year	
		No. of shares	% of total shares of the company	No. of shares	% of total shares of the company	No. of shares	% of total shares of the company
1.	Kishore R Chhabria	-	-	-	-	-	-
2.	Bina K Chhabria	11,62,75,400	49.3599	11,74,28,650	49.8494	-	-
3.	Utpal Kumar Ganguli	-	-	-	-	-	-
4.	Deepak Roy	23,06,500	0.9791	-	-	-	-
5.	Ramakrishnan Ramaswamy	-	-	-	-	-	-
	<b>Total</b>	<b>11,85,81,900</b>	<b>50.339</b>	<b>11,74,28,650</b>	<b>49.8494</b>	-	-

**V. INDEBTEDNESS:-Indebtedness of the Company including interest outstanding/accrued but not due for payment.**

(Amount in Lakhs )

Indebtedness at the beginning of the financial year	Secured Loans excluding deposits (Rs.)	Unsecured Loans (Rs.)	Deposits (Rs.)	Total Indebtedness (Rs.)
i) Principal Amount	99,586.80	3,137.52	-	1,02,724.32
ii) Interest due but not paid	-	-	-	-
iii) Interest accrued but not due	118.97	-	-	118.97
Total (i+ii+iii)	99,705.77	3,137.52	-	1,02,843.29
<b>Change in Indebtedness during the financial year</b>				
* Addition	5,053.78	-	-	5,053.78
* Reduction	11,745.90	1,315.54	-	13,061.44
IND AS Adjustment	258.33	-	-	-
<b>Net Change</b>	<b>(6,433.79)</b>	<b>(1,315.54)</b>	-	<b>(7,749.33)</b>
<b>Indebtedness at the end of the financial year</b>				
i) Principal Amount	93,113.74	1,810.92	-	94,924.66
ii) Interest due but not paid	-	-	-	-
iii) Interest accrued but not due	158.24	11.06	-	169.30
<b>Total (i+ii+iii)</b>	<b>93,271.98</b>	<b>1,821.98</b>	-	<b>95,093.96</b>

**VI. REMUNERATION OF DIRECTORS AND KEY MANAGERIAL PERSONNEL:-****A. Remuneration to Managing Director, Whole - time Directors and/or Manager:**

Sr. No.	Particulars of Remuneration	Name of MD/WTD/ Manager					Total Amount
		Mr. Kishore R Chhabria	Dr. Nicholas B Blazquez	Mr. Utpal Kumar Ganguli	Mr. Deepak Roy	Mr. Ramakrishnan Ramaswamy	
1	<b>Gross salary</b>						
	(a) Salary as per provisions contained in section 17(1) of the Income- tax Act, 1961	36,81,00,100	5,36,90,022	2,49,95,400	45,24,086	2,12,70,050	47,25,79,658
	(b) Value of perquisites u/s 17(2) Income-tax Act, 1961	3,83,17,656	1,43,65,203	4,89,600	-	3,07,872	5,34,80,331
	(c) Profits in lieu of salary under section 17(3) Income- tax Act, 1961	-	-	-	-	-	-
2	Stock Option	-	-	-	-	-	-
3	Sweat Equity	-	-	-	-	-	-
4	Commission	-	-	-	-	-	-
	- as % of profit	-	-	-	-	-	-
	- others, specify...	-	-	-	-	-	-
5	Others, please specify	-	-	-	-	-	-
	<b>Total (A)</b>	<b>40,64,17,756</b>	<b>6,80,55,225</b>	<b>2,54,85,000</b>	<b>45,24,086</b>	<b>2,15,77,922</b>	<b>52,60,59,989</b>
	Ceiling as per the Act	-	-	-	-	-	-

**E. Shareholding of Directors and Key Managerial Personnel:-**

Sr. No.	Particulars of Remuneration	Name of MD/WTD/ Manager					Total Amount
1	Independent Directors	-			-		-
	Fee for attending board & committee meetings	-			-		-
	Commission	-			-		-
	Others, please specify	-			-		-
	<b>Total (1)</b>	-			-		-
2	Other Non-Executive Directors	-			-		-
	Fee for attending board committee meetings	-			-		-
	Commission	-			-		-
	Others, please specify	-			-		-
	<b>Total (2)</b>	-			-		-
	<b>Total (B)=(1+2)</b>	-			-		-
	<b>Total Managerial Remuneration</b>	-			-		-
	<b>Overall Ceiling as per the Act</b>	-			-		-

**C. REMUNERATION TO KEY MANAGERIAL PERSONNEL OTHER THAN MD/MANAGER/WT**

Sr. No.	Particulars of Remuneration	Key Managerial Personnel		
		CEO	CS - Ritesh Shah	Total
1	Gross salary	-	-	-
	(a) Salary as per provisions contained in section 17(1) of the Income-tax Act, 1961	-	67,59,765	67,59,765
	(b) Value of perquisites u/s 17(2) Income - tax Act, 1961	-	39,600	39,600
	(c) Profits in lieu of salary under section 17(3) Income-tax Act, 1961	-	-	-
2	Stock Option	-	-	-
3	Sweat Equity	-	-	-
4	Commission	-	-	-
	- as % of profit	-	-	-
	others, specify...	-	-	-
5	Others, please specify	-	-	-
	<b>Total</b>	-	<b>67,99,365</b>	<b>67,99,365</b>

**VII. PENALTIES / PUNISHMENT/ COMPOUNDING OF OFFENCES:**

Type	Section of the Companies Act, 2013	Brief Description	Details of Penalty /Punishment/ Compounding fees imposed	Authority [RD / NCLT/ COURT]	Appeal made, if any (give Details)
<b>A. COMPANY</b>					
Penalty	-	-	-	-	-
Punishment	-	-	-	-	-
Compounding	-	-	-	-	-
<b>B. DIRECTORS</b>					
Penalty	-	-	-	-	-
Punishment	-	-	-	-	-
Compounding	-	-	-	-	-
<b>C. OTHER OFFICERS IN DEFAULT</b>					
Penalty	-	-	-	-	-
Punishment	-	-	-	-	-
Compounding	-	-	-	-	-

**FOR AND ON BEHALF OF THE BOARD****UTPAL K GANGULI**

Vice Chairman  
DIN: 0067083  
Mumbai, India  
19th July 2021

**NICHOLAS BLAZQUEZ**

Director  
DIN: 06995779  
Mumbai, India  
19th July, 2021

Registered Office:  
394-C, Ground Floor,  
Lamington Chambers,  
Lamington Road,  
Mumbai – 400 004

**ANNEXURE-D TO DIRECTORS REPORT FOR THE YEAR ENDED 31ST MARCH 2021****ANNUAL REPORT ON CSR ACTIVITIES**

1. The CSR vision of Allied Blenders and Distillers Private Limited (ABDPL) is to serve and give back to the communities within which it works and is responsible for the development of a just and humane society that can build a national enterprise. The Company commits itself to contribute to the society in all ways possible for the organization. In line with Companies Act, 2013, ABDPL pledges 2% of average net profits made during the three immediately preceding financial years specifically towards CSR initiatives.

2. Composition of CSR Committee:

Sr. No.	Name of Members	Designation / Nature of Directorship	Number of Meetings of CSR Committee held during the year	Number of Meetings of CSR Committee attended during the year
1	Mrs. Bina K Chhabria	Chairperson	1	0
2	Mr. Utpal K. Ganguli	Executive Vice Chairman	1	1
3	Mr. Deepak Roy	Non-Executive Director	1	1

3. Provide the web-link where Composition of CSR committee, CSR Policy and CSR projects approved by the board are disclosed on the website of the company: [www.abdindia.com](http://www.abdindia.com)
4. Provide the details of Impact assessment of CSR projects carried out in pursuance of sub-rule (3) of rule 8 of the Companies (Corporate Social responsibility Policy) Rules, 2014, if applicable (attach the report) : NA
5. Details of the amount available for set off in pursuance of sub-rule (3) of rule 7 of the Companies (Corporate Social responsibility Policy) Rules, 2014 and amount required for set off for the financial year, if any: NA

Sr. No.	Financial Year	Amount available for set-off from preceding financial years (in Rs)	Amount required to be setoff for the succeeding financial years, if any (in Rs)
1	2020-2021	NIL	132.84 Lakhs

6. Average net profit of the Company for last three financial years. Rs. 2514.31/- Lakhs
7. (a) Two percent of average net profit of the company as per section 135(5) : Rs. 50.29/- Lakhs
- (b) Surplus arising out of the CSR projects or programmes or activities of the previous financial years: NIL
- (c) Amount required to be set off for the financial year: NIL
- (d) Total CSR obligation for the financial year (7a+7b+7c): 50.29/- Lakhs
8. (a) CSR amount spent or unspent for the financial year:

Total Amount Spent for the Financial Year. (Rs. in Lakhs)	Amount Unspent (in Rs. Lakhs)				
	Total Amount transferred to Unspent CSR Account as per section 135(6)		Amount transferred to any fund specified under Schedule VII as per second proviso to section 135(5).		
	Amount	Date of transfer	Name of the Fund	Amount	Date of transfer
183.13	NIL	N A	NA	NIL	NA

- (b) Details of CSR amount spent against ongoing projects for the financial year: NA

- (c) Details of CSR amount spent against other than ongoing projects for the financial year: 183.13 Lakhs



Sr.	CSR project or activity identified	Sector in which the project is covered	Projects or programs (1) Local area or other (2) Specify the State and district where projects or programs was undertaken	Amount outlay (budget) project or program wise (₹ )	Amount spent on the projects or programs Sub-heads: (1) Direct expenditure on projects or programs (2) Overheads (₹ in lakhs)	Cumulative expenditure upto the reporting period (₹ in lakhs)	Amount spent: Direct or through Implementing (₹ in lakhs)
1	Donation to West Bengal State Emergency Relief Fund	(i)	West Bengal	-	0.50	-	-
2	Contribution To Shree Udaseen Math Seva Trust, Bangalore	(i)	Karnataka	-	0.50	-	-
3	Supply of ENA for production of Hand Sanitizer	(i)	Odisha, Unokoti	-	19.21	-	-
4	Contribute to Rangapur Police Station, Pebbair, Wanaparthi, District for provision of essential commodity kits to the migrant labourers.	(i)	Telangana	-	2.00	-	-
5	CSR-Contribution For Check Dam Project On Chityala	(x)	Telangana	-	35.00	-	-
6	Sevasadan Shikshan Sanstha, Nagpur, Maharashtra	(ii)	Maharashtra	-	125.00	-	-
7	Supply of DWGS to Singireddy Charitable Trust	(iv)	Telangana	-	0.92	-	-
<b>Total</b>					<b>183.13</b>	-	-

(d) Amount spent in Administrative Overheads: NA

(e) Amount spent on Impact Assessment, if applicable: NA

(f) Total amount spent for the Financial Year (8b+8c+8d+8e): 183.13 Lakhs

(g) Excess amount for set off, if any: 132.84 Lakhs

9. (a) Details of Unspent CSR amount for the preceding three financial years:

Sr. No.	Preceding Financial Year.	Amount transferred to Unspent CSR	Amount spent in the reporting Financial Year	Amount transferred to any fund specified under Schedule VII as per section 135(6), if any. spent in			Amount remaining to be
		Account under section 135 (6) (₹ In Lakhs)	(₹ in lakhs).	Name of the Fund	Amount (₹ in lakhs)	Date of transfer	succeeding financial years (₹ in lakhs)
1.	2017-2018	NA	7.39	NA	NA	NA	122.72
2.	2018-2019	NA	51.00	NA	NA	NA	35.37
3.	2019-2020	NA	23.21	NA	NA	NA	23.96
		Total	81.6				182.05

(b) Details of CSR amount spent in the financial year for ongoing projects of the preceding financial year(s): NA

10. In case of creation or acquisition of capital asset, furnish the details relating to the asset so created or acquired through CSR spent in the financial year: NA

11. Specify the reason(s), if the company has failed to spend two per cent of the average net profit as per section 135(5): NA

#### FOR AND ON BEHALF OF THE BOARD

##### UTPAL K GANGULI

Vice Chairman  
DIN: 0067083  
Mumbai, India  
19th July 2021

##### NICHOLAS BLAZQUEZ

Director  
DIN: 06995779  
Mumbai, India  
19th July, 2021

##### Registered Office:

394-C, Ground Floor,  
Lamington Chambers,  
Lamington Road,  
Mumbai – 400 004



**ANNEXURE-E TO DIRECTORS REPORT FOR THE YEAR ENDED 31ST MARCH 2021  
FORM NO. MR-3**

**SECRETARIAL AUDIT REPORT**

**FOR THE FINANCIAL YEAR ENDED 31ST MARCH, 2021**

**[Pursuant to section 204(1) of the Companies Act, 2013 and Rule 9 of the Companies  
(Appointment and Remuneration Personnel) Rules, 2014]**

**To,**

**The Members,**

**Allied Blenders and Distillers Private Limited**

**394-C Lamington Chambers Lamington Road,**

**Mumbai-400 004.**

I have conducted the secretarial audit of the compliance of applicable statutory provisions and the adherence to good corporate practices by **Allied Blenders And Distillers Private Limited (CIN:- U15511MH2008PTC187368)** (hereinafter called the Company). Secretarial Audit was conducted in a manner that provided me a reasonable basis for evaluating the corporate conducts/statutory compliances and expressing my opinion thereon.

Based on my verification of the Company's books, papers, minute books, forms and returns filed and other records maintained by the Company and also the information provided by the Company, its officers, agents and authorized representatives during the conduct of secretarial audit, I hereby report that in my opinion, the Company has, during the audit period covering the financial year ended on 31st March, 2021 complied with the statutory provisions listed hereunder and also that the Company has proper Board-processes and compliance-mechanism in place to the extent, in the manner and subject to the reporting made hereinafter:

- I have examined the books, papers, minute books, forms and returns filed and other records maintained by "the Company" for the financial year ended on 31st March, 2021 according to the provisions of:
- (i) The Companies Act, 2013 ('the Act') and Rules made there under;
  - (ii) The Depositories Act, 1996 and the Regulations and Bye-laws framed thereunder; **(Not applicable to the Company during the Audit Period);**
  - (iii) The Securities Contracts (Regulation) Act, 1956 ('SCRA') and the rules made thereunder **(Not applicable to the Company during the Audit Period);**
  - (iv) Foreign Exchange Management Act, 1999 and the rules and regulations made thereunder to the extent of Foreign Direct Investment, Overseas Direct Investment and External Commercial Borrowings **(Not applicable to the Company during the Audit Period);**
  - (v) The following Regulations and Guidelines prescribed under the Securities and Exchange Board of India Act, 1992 ('SEBI Act') **were not applicable to the Company during the Audit Period:**
    - a) The Securities and Exchange Board of India (Substantial Acquisition of Shares and Takeovers) Regulations, 2011;
    - b) The Securities and Exchange Board of India (Prohibition of Insider Trading) Regulations, 2015;
    - c) The Securities and Exchange Board of India (Registrars to an Issue and Share Transfer Agents) Regulations, 1993 regarding the Companies Act and dealing with client;
    - d) The Securities and Exchange Board of India (Issue of Capital and Disclosure Requirements) Regulations, 2018;
    - e) The Securities and Exchange Board of India (Share Based Employee Benefits) Regulations, 2014;
    - f) The Securities and Exchange Board of India (Delisting of Equity Shares) Regulations, 2009;
    - g) The Securities and Exchange Board of India (Issue and Listing of Debt Securities) Regulations, 2008;
    - h) The Securities and Exchange Board of India (Buyback of Securities) Regulations, 2018;
  - (vi) I, based on the representation made by the Company and its officers for systems and mechanism framed by the Company for compliances under other applicable Acts, Laws and Regulations to the Company, further report that, the Company has complied with the following laws applicable specifically to the Company;



- a) The Trade Marks Act, 1999;
- b) Food Safety and Standards Act, 2006;
- c) The Indian Boiler Act, 1923;
- d) Legal Metrology Act, 2009;
- e) Various State Excise Laws to the extent applicable to brewing/alcohol industry;
- f) All other Labour, Employee and Industrial or factory and environmental Laws to the extent of necessary permissions, licenses, compliance mechanisms, controls and any violations noted by the respective authorities as applicable to the Company;

I have also examined compliance with the applicable clauses of the Secretarial Standards issued by the Institute of Company Secretaries of India.

During the period under review the Company has complied with the provisions of the Act, Rules, Regulations, Guidelines, Standards etc. mentioned above.

**I further report that:**

The Board of Directors of the Company is duly constituted and the changes in the composition of the Board of Directors that took place during the period under review were carried out in compliance the provisions of the Act.

Adequate notice is given to all directors to schedule the Board Meetings, agenda and detailed notes on agenda were sent in due course of time, and a system exists for seeking and obtaining further information and clarifications on the agenda items before the meeting and for meaningful participation at the meeting.

Majority of the decision being carried through were captured and recorded as part of the minutes.

There are adequate systems and processes in the Company commensurate with the size and operations of the Company to monitor and ensure compliance with applicable laws, rules, regulations and guidelines.

The compliance by the Company of applicable Financial Laws, like Direct and Indirect Tax Laws, and maintenance of financial records and books of accounts have not been reviewed in this Audit, since the same is subject to review by designated professional/s during the course of statutory financial audit.

For **B. K. Pradhan & Associates**  
Company Secretaries

**Balkrishan Pradhan**  
Proprietor  
M. No.: F8879  
C. P. No.: 10179  
UDIN:- F08879C000580307

**Date:** 05th July 2021  
**Place:** Mumbai

**Note: This Report is to read with our letter of even date which is annexed and forms an integral part of this report.**



**To the Members of Allied Blenders and Distillers Private Limited****Report on the Audit of the Standalone Financial Statements****Opinion**

1. We have audited the accompanying standalone financial statements of **Allied Blenders and Distillers Private Limited** ('the Company'), which comprise the Standalone Balance Sheet as at **31 March 2021**, the Standalone Statement of Profit and Loss (including Other Comprehensive Income), the Standalone Statement of Cash Flow and the Standalone Statement of Changes in Equity for the year then ended, and a summary of the significant accounting policies and other explanatory information.
2. In our opinion and to the best of our information and according to the explanations given to us, the aforesaid standalone financial statements ('the financial statements') give the information required by the Companies Act, 2013 ('Act') in the manner so required and give a true and fair view in conformity with the accounting principles generally accepted in India including Indian Accounting Standards ('Ind AS') specified under section 133 of the Act, of the state of affairs of the Company as at 31 March 2021, and its profit (including other comprehensive income), its cash flows and the changes in equity for the year ended on that date.

**Basis for Opinion**

3. We conducted our audit in accordance with the Standards on Auditing specified under Section 143(10) of the Act. Our responsibilities under those standards are further described in the "Auditor's Responsibilities for the Audit of the Standalone Financial Statements" section of our report. We are independent of the Company in accordance with the Code of Ethics issued by the Institute of Chartered Accountants of India ('ICAI') together with the ethical requirements that are relevant to our audit of the standalone financial statements under the provisions of the Act and the rules thereunder, and we have fulfilled our other ethical responsibilities in accordance with these requirements and the Code of Ethics. We believe that the audit evidence we have obtained is sufficient and appropriate to provide a basis for our opinion.

**Emphasis of Matter – Recoverability of dues receivable from a customer**

4. We draw attention to the matter stated in Note 48 (n) to the accompanying standalone financial statements which indicates that the Company is in the process of recovering dues receivable from a customer – Canteen Stores Department, amounting to ₹ 3,402.95 lakhs as at 31 March 2021, which have been withheld by the customer pursuant to a debit memorandum amounting to ₹ 3,661.44 lakhs raised on the Company on account of differential trade rates for sales made to the customer during the period from 1 March 2012 to 31 October 2017, which is being contested by the Company. Our opinion is not modified in respect of this matter.

**Information other than the Standalone Financial Statements and Auditor's Report thereon**

5. The Company's Board of Directors is responsible for the other information. The other information comprises the information included in the Annual Report, but does not include the standalone financial statements and our auditor's report thereon.

Our opinion on the standalone financial statements does not cover the other information and we do not express any form of assurance conclusion thereon.

In connection with our audit of the standalone financial statements, our responsibility is to read the other information and, in doing so, consider whether the other information is materially inconsistent with the standalone financial statements or our knowledge obtained in the audit or otherwise appears to be materially misstated. If, based on the work we have performed, we conclude that there is a material misstatement of this other information, we are required to report that fact.

The Annual Report is not made available to us at the date of this auditor's report. We have nothing to report in this regard.

**Responsibilities of Management for the Standalone Financial Statements**

6. The accompanying standalone financial statements have been approved by the Company's Board of Directors. The Company's Board of Directors is responsible for the matters stated in Section 134(5) of the Act with respect to the preparation of these standalone financial statements that give a true and fair view of the financial position, financial performance including other comprehensive income, changes in equity and cash flows of the Company in accordance with the accounting principles generally accepted in India, including the Ind AS specified under section 133 of the Act. This responsibility also includes maintenance of adequate accounting records in accordance

with the provisions of the Act for safeguarding of the assets of the Company and for preventing and detecting frauds and other irregularities; selection and application of appropriate accounting policies; making judgments and estimates that are reasonable and prudent; and design, implementation and maintenance of adequate internal financial controls, that were operating effectively for ensuring the accuracy and completeness of the accounting records, relevant to the preparation and presentation of the standalone financial statements that give a true and fair view and are free from material misstatement, whether due to fraud or error.

7. In preparing the standalone financial statements, management is responsible for assessing the Company's ability to continue as a going concern, disclosing, as applicable, matters related to going concern and using the going concern basis of accounting unless management either intends to liquidate the Company or to cease operations, or has no realistic alternative but to do so.

**Auditor's Responsibilities for the Audit of the Standalone Financial Statements**

8. Our objectives are to obtain reasonable assurance about whether the standalone financial statements as a whole are free from material misstatement, whether due to fraud or error, and to issue an auditor's report that includes our opinion. Reasonable assurance is a high level of assurance, but is not a guarantee that an audit conducted in accordance with Standards on Auditing will always detect a material misstatement when it exists. Misstatements can arise from fraud or error and are considered material if, individually or in the aggregate, they could reasonably be expected to influence the economic decisions of users taken on the basis of these financial statements.
9. As part of an audit in accordance with Standards on Auditing, we exercise professional judgment and maintain professional skepticism throughout the audit. We also:
  - Identify and assess the risks of material misstatement of the financial statements, whether due to fraud or error, design and perform audit procedures responsive to those risks, and obtain audit evidence that is sufficient and appropriate to provide a basis for our opinion. The risk of not detecting a material misstatement resulting from fraud is higher than for one resulting from error, as fraud may involve collusion, forgery, intentional omissions, misrepresentations, or the override of internal control;
  - Obtain an understanding of internal control relevant to the audit in order to design audit procedures that are appropriate in the circumstances. Under section 143(3)(i) of the Act, we are also responsible for expressing our opinion on whether the Company has adequate internal financial controls with reference to financial statements in place and the operating effectiveness of such controls;
  - Evaluate the appropriateness of accounting policies used and the reasonableness of accounting estimates and related disclosures made by management;
  - Conclude on the appropriateness of management's use of the going concern basis of accounting and, based on the audit evidence obtained, whether a material uncertainty exists related to events or conditions that may cast significant doubt on the Company's ability to continue as a going concern. If we conclude that a material uncertainty exists, we are required to draw attention in our auditor's report to the related disclosures in the financial statements or, if such disclosures are inadequate, to modify our opinion. Our conclusions are based on the audit evidence obtained up to the date of our auditor's report. However, future events or conditions may cause the Company to cease to continue as a going concern;
  - Evaluate the overall presentation, structure and content of the financial statements, including the disclosures, and whether the financial statements represent the underlying transactions and events in a manner that achieves fair presentation;

10. We communicate with management regarding, among other matters, the planned scope and timing of the audit and significant audit findings, including any significant deficiencies in internal control that we identify during our audit.

**Report on Other Legal and Regulatory Requirements**

11. Based on our audit, we report that the provisions of Section 197 read with Schedule V to the Act are not applicable to the Company since the Company is not a public company as defined under Section 2(71) of the Act. Accordingly, reporting under section 197(16) is not applicable.
12. As required by the Companies (Auditor's Report) Order, 2016 ('the Order') issued by the Central Government of India in terms of Section 143(11) of the Act, we give in the Annexure A, a statement on the matters specified in paragraphs 3 and 4 of the Order.



13. Further to our comments in Annexure A, as required by Section 143(3) of the Act, based on our audit, we report, to the extent applicable, that:
- we have sought and obtained all the information and explanations which to the best of our knowledge and belief were necessary for the purpose of our audit of the accompanying standalone financial statements;
  - in our opinion, proper books of account as required by law have been kept by the Company so far as it appears from our examination of those books;
  - the standalone financial statements dealt with by this report are in agreement with the books of account;
  - in our opinion, the aforesaid standalone financial statements comply with Ind AS specified under Section 133 of the Act;
  - the matter described in paragraph 4 under the Emphasis of Matter section, in our opinion, may have an adverse effect on the functioning of the Company;
  - on the basis of the written representations received from the directors and taken on record by the Board of Directors, none of the directors is disqualified as on 31 March 2021 from being appointed as a director in terms of Section 164(2) of the Act;
  - we have also audited the internal financial controls with reference to the standalone financial statements of the Company as on 31 March 2021 in conjunction with our audit of the standalone financial statements of the Company for the year ended on that date and our report as per Annexure B expressed an unmodified opinion; and
  - with respect to the other matters to be included in the Auditor's Report in accordance with rule 11 of the Companies (Audit and Auditors) Rules, 2014 (as amended), in our opinion and to the best of our information and according to the explanations given to us:
    - the Company has disclosed the impact of pending litigations on its financial position as at 31 March 2021;
    - the Company did not have any long-term contracts including derivative contracts for which there were any material foreseeable losses as at 31 March 2021;
    - there were no amounts which were required to be transferred to the Investor Education and Protection Fund by the Company during the year ended 31 March 2021; and
    - the disclosure requirements relating to holdings as well as dealings in specified bank notes were applicable for the period from 8 November 2016 to 30 December 2016, which are not relevant to these standalone financial statements. Hence, reporting under this clause is not applicable.

For **Walker Chandiok & Co LLP**  
Chartered Accountants  
Firm Registration No: 001076N/N500013

**Adi P. Sethna**  
Partner  
Membership No: 108840  
UDIN: 21108840AAADS8801

**Place:** Mumbai  
**Date:** 20 July 2021



**Annexure A to the Independent Auditor's Report of even date to the members of Allied Blenders and Distillers Private Limited, on the standalone financial statements for the year ended 31 March 2021**

**Independent Auditor's Report on Companies (Auditor's Report) Order, 2016 ('the Order') under Sub section 11 of Section 143 of the Companies Act, 2013 ('the Act')**

Based on the audit procedures performed for the purpose of reporting a true and fair view on the standalone financial statements of the Company and taking into consideration the information and explanations given to us and the books of account and other records examined by us in the normal course of audit, and to the best of our knowledge and belief, we report that:

- The Company has maintained proper records showing full particulars, including quantitative details and situation of its property, plant and equipment.
  - The property, plant and equipment have been physically verified by the management during the year and no material discrepancies were noticed on such verification. In our opinion, the frequency of verification of these assets is reasonable having regard to the size of the Company and the nature of its assets.
  - The title deeds of all the immovable properties (which are included under the head 'Property, plant and equipment') are held in the name of the Company.
- In our opinion, the management has conducted physical verification of inventory at reasonable intervals during the year and no material discrepancies between physical inventory and book records were noticed on physical verification.
- The Company has, during the year, granted unsecured loans to its wholly owned subsidiaries (WOS) and employee directors (under the Company's employee loan scheme) covered in the Register maintained under Section 189 of the Act and with respect to the same:
  - in our opinion the terms and conditions of grant of such loans are not prima facie, prejudicial to the company's interest.
  - the schedule of repayment of principal and payment of interest has been stipulated in the case of loans granted to the employee directors and the repayment/receipts of the principal amount and the interest are regular, except for four instalments of principal and interest with respect to a loan given to an employee director, wherein the delayed amounts have been received post year end. In the case of loans granted to companies, the schedule of repayment of principal and interest has been stipulated wherein these amounts are repayable on demand and the repayments have been regular. Further, to the extent such repayments have not been demanded, in our opinion, repayment of the principal and interest amounts are also considered to be regular. However, in the case of loans given to a wholly owned subsidiary, the Company has written off the entire amounts outstanding towards principal and interest aggregating Rs. 361.58 lakhs and Rs.92.32 lakhs, respectively, during the year ended 31 March 2021.
  - in view of our comments in (b) above, there are no amounts considered to be overdue in respect of loans granted to such companies or other parties except for a loan given to an employee director wherein the total amount overdue for more than 90 days as at 31 March 2021, in respect of one installment, amounted to Rs.11.67 lakhs (including interest Rs.1.67 lakhs) which has been subsequently received post year end.
- In respect of loans and investments, the provisions of Section 185 and 186 of the Act have been complied with by the Company. The Company has not given any guarantees or security within the meaning of Section 185 and 186 of the Act.
- In our opinion, the Company has not accepted any deposits within the meaning of Sections 73 to 76 of the Act and the Companies (Acceptance of Deposits) Rules, 2014 (as amended). Accordingly, the provisions of clause 3(v) of the Order are not applicable.
- The Central Government has not specified maintenance of cost records under sub-section (1) of Section 148 of the Act, in respect of Company's products. Accordingly, the provisions of clause 3(vi) of the Order are not applicable.
- Undisputed statutory dues including provident fund, employees' state insurance, income-tax, sales-tax, service tax, goods and service tax, duty of customs, duty of excise, value added tax, cess and other material statutory dues, as applicable, have not been regularly deposited to the appropriate authorities and there have been significant delays in a large number of cases. Further, no undisputed amounts payable in respect thereof were outstanding at the year-end for a period of more than six months from the date they become payable.



**Annexure A (Contd)**

- (b) There are no dues in respect of goods and service tax and duty of customs that have not been deposited with the appropriate authorities on account of any dispute. The dues outstanding in respect of income-tax, sales tax, service-tax, duty of excise and value added tax on account of disputes are as follows:

**Statement of Disputed Dues**

Name of the statute	Nature of dues (Including interest and penalty, as the case may be)	Amount (Rs. in lakhs)	Amount paid/ adjusted under protest (Rs. in lakhs)	Amount unpaid (Rs. in lakhs)	Period to which the amount relates	Forum where dispute is pending
Income Tax Act, 1961	Income Tax	333.11	333.11	-	AY 2014-2015	Commissioner of Income Tax (Appeals)
Income Tax Act, 1961	Income Tax	48.32	17.34	30.98	AY 2016-2017	Commissioner of Income Tax (Appeals)
Income Tax Act, 1961	Income Tax	505.75	-	505.75	AY 2010-2011 AY 2011-2012	Bombay High Court
Finance Act, 1994	Service Tax	538.08	20.11	517.97	April 2011 to March 2015	Customs, Excise and Service Tax Appellate Tribunal (CESTAT)
Finance Act, 1994	Service Tax	6.97	0.24	6.73	August 2014 to July 2015	Commissioner (Appeals), Customs, Central Excise and Service Tax, Nashik
Central Excise Act, 1944	Excise Duty	286.02	71.50	214.52	2016-2017	High Court of Madhya Pradesh, Jabalpur
MVAT Act, 2002	MVAT	3,248.90	9.87	3,239.03	2011-2012	Maharashtra Sales Tax Appellate Tribunal
Bombay Prohibition Act, 1949	Excise Duty- License Fee	32.80	32.80	-	FY 2007-2008	High Court of Judicature of Bombay, Aurangabad Bench
Central Sales Tax Act, 1956	CST	14.02	7.24	6.78	FY 2015-2016	Joint commissioner of State Tax
MVAT Act, 2002	VAT	614.03	0.49	613.54	FY 2015-2016	Joint commissioner of State Tax
MVAT Act, 2002	VAT	582.58	-	582.58	FY 2016-2017	Joint commissioner of State Tax
Central Sales Tax Act, 1956	CST	2.41	-	2.41	FY 2016-2017	Joint commissioner of State Tax
Karnataka Stamp Act, 1957	Excise Duty – Stamp Duty	2.98	2.98	-	FY 2016-2017 to FY 2018-2019	Superintendent of Excise

- (viii) After receiving the approvals for rescheduling its loans from the banks and financial institution, the Company has not defaulted in repayment of loans or borrowings to any bank or financial institution during the year. The Company did not have any borrowings from government or any outstanding debentures during the year.
- (ix) The Company did not raise moneys by way of initial public offer or further public offer (including debt instruments). In our opinion, the term loans availed during the year, were applied for the purposes for which the loans were obtained.
- (x) No fraud by the Company or on the Company by its officers or employees has been noticed or reported during the period covered by our audit.

**Annexure A (Contd)**

- (xi) The provisions of Section 197 of the Act read with Schedule V to the Act are not applicable to the Company since the Company is not a public company as defined under Section 2(71) of the Act. Accordingly, provisions of clause 3(xi) of the Order are not applicable.
- (xii) In our opinion, the Company is not a Nidhi Company. Accordingly, provisions of clause 3(xii) of the Order are not applicable.
- (xiii) In our opinion, all transactions with the related parties are in compliance with Section 188 of the Act, where applicable, and the requisite details have been disclosed in the financial statements, as required by the applicable Ind AS. Further, in our opinion, the Company is not required to constitute audit committee under Section 177 of the Act.
- (xiv) During the year, the Company has not made any preferential allotment or private placement of shares or fully or partly convertible debentures.
- (xv) In our opinion, the Company has not entered into any non-cash transactions with the directors or persons connected with them covered under Section 192 of the Act.
- (xvi) The Company is not required to be registered under Section 45-IA of the Reserve Bank of India Act, 1934.

For **Walker Chandiok & Co LLP**  
Chartered Accountants  
Firm Registration No: 001076N/N500013

**Adi P. Sethna**  
Partner  
Membership No: 108840  
UDIN: 21108840AAADS8801

**Place:** Mumbai  
**Date:** 20 July 2021

**Annexure B to the Independent Auditor's Report of even date to the members of Allied Blenders and Distillers Private Limited, on the standalone financial statements for the year ended 31 March 2021**

**Independent Auditor's Report on the internal financial controls with reference to the standalone financial statements under Clause (i) of Sub-section 3 of Section 143 of the Companies Act, 2013 ('the Act')**

1. In conjunction with our audit of the standalone financial statements of **Allied Blenders and Distillers Private Limited** ('the Company') as at and for the year ended **31 March 2021**, we have audited the internal financial controls with reference to the standalone financial statements of the Company as at that date.

**Responsibilities of Management for Internal Financial Controls**

2. The Company's Board of Directors is responsible for establishing and maintaining internal financial controls based on the internal financial controls with reference to financial statements criteria established by the Company considering the essential components of internal control stated in the Guidance Note on Audit of Internal Financial Controls over Financial Reporting issued by the Institute of Chartered Accountants of India. (ICAI). These responsibilities include the design, implementation and maintenance of adequate internal financial controls that were operating effectively for ensuring the orderly and efficient conduct of the Company's business, including adherence to the Company's policies, the safeguarding of its assets, the prevention and detection of frauds and errors, the accuracy and completeness of the accounting records, and the timely preparation of reliable financial information, as required under the Act.

**Auditor's Responsibility for the Audit of the Internal Financial Controls with Reference to Standalone Financial Statements**

3. Our responsibility is to express an opinion on the Company's internal financial controls with reference to standalone financial statements based on our audit. We conducted our audit in accordance with the Standards on Auditing issued by the Institute of Chartered Accountants of India ('ICAI') prescribed under Section 143(10) of the Act, to the extent applicable to an audit of internal financial controls with reference to standalone financial statements, and the Guidance Note on Audit of Internal Financial Controls Over Financial Reporting ('the Guidance Note') issued by the ICAI. Those Standards and the Guidance Note require that we comply with ethical requirements and plan and perform the audit to obtain reasonable assurance about whether adequate internal financial controls with reference to financial statements were established and maintained and if such controls operated effectively in all material respects.
4. Our audit involves performing procedures to obtain audit evidence about the adequacy of the internal financial controls with reference to standalone financial statements and their operating effectiveness. Our audit of internal financial controls with reference to standalone financial statements includes obtaining an understanding of such internal financial controls, assessing the risk that a material weakness exists, and testing and evaluating the design and operating effectiveness of internal control based on the assessed risk. The procedures selected depend on the auditor's judgement, including the assessment of the risks of material misstatement of the financial statements, whether due to fraud or error.
5. We believe that the audit evidence we have obtained is sufficient and appropriate to provide a basis for our audit opinion on the Company's internal financial controls with reference to standalone financial statements.

**Meaning of Internal Financial Controls with Reference to Standalone Financial Statements**

6. A company's internal financial controls with reference to financial statements is a process designed to provide reasonable assurance regarding the reliability of financial reporting and the preparation of financial statements for external purposes in accordance with generally accepted accounting principles. A company's internal financial controls with reference to financial statements include those policies and procedures that (1) pertain to the maintenance of records that, in reasonable detail, accurately and fairly reflect the transactions and dispositions of the assets of the company; (2) provide reasonable assurance that transactions are recorded as necessary to permit preparation of financial statements in accordance with generally accepted accounting principles, and that receipts and expenditures of the company are being made only in accordance with authorisations of management and directors of the company; and (3) provide reasonable assurance regarding prevention or timely detection of unauthorised acquisition, use, or disposition of the company's assets that could have a material effect on the financial statements.

**Inherent Limitations of Internal Financial Controls with Reference to Standalone Financial Statements**

**Annexure B (Contd)**

7. Because of the inherent limitations of internal financial controls with reference to standalone financial statements, including the possibility of collusion or improper management override of controls, material misstatements due to error or fraud may occur and not be detected. Also, projections of any evaluation of the internal financial controls with reference to standalone financial statements to future periods are subject to the risk that the internal financial controls with reference to standalone financial statements may become inadequate because of changes in conditions, or that the degree of compliance with the policies or procedures may deteriorate.

**Opinion**

8. In our opinion, the Company has, in all material respects, adequate internal financial controls with reference to standalone financial statements and such controls were operating effectively as at 31 March 2021, based on the internal financial controls with reference to standalone financial statements criteria established by the Company considering the essential components of internal control stated in the Guidance Note on Audit of Internal Financial Controls over Financial Reporting issued by the ICAI.

For **Walker Chandiok & Co LLP**  
Chartered Accountants  
Firm Registration No: 001076N/N500013

**Adi P. Sethna**  
Partner  
Membership No: 108840  
UDIN: 21108840AAADS8801

**Place:** Mumbai  
**Date:** 20 July 2021



## Standalone balance sheet as at 31 March 2021

(₹ in lakhs)

Particulars	Notes	As at 31 March 2021	As at 31 March 2020
<b>ASSETS</b>			
<b>I Non-current assets</b>			
Property, plant and equipment	5	43,362.13	42,276.49
Capital work-in-progress	5A	1,259.91	4,338.29
Right of use assets	6	13,620.39	13,473.87
Goodwill	7	366.31	366.31
Other intangible assets	7	6,142.72	5,961.02
Investments in subsidiaries	8A	238.10	226.73
Financial assets			
(i) Investments	8B	2,210.83	0.36
(ii) Loans	9	2,210.30	2,066.50
(iii) Other financial assets	10	4,055.79	3,008.55
Deferred tax assets (net)	11	1,596.85	2,248.54
Income tax (current-tax) assets (net)	12	905.79	859.07
Other non-current assets	13	12,515.88	12,521.96
<b>Total non-current assets</b>		<b>88,485.00</b>	<b>87,347.69</b>
<b>II Current assets</b>			
Inventories	14	34,581.09	36,964.11
Financial assets			
(i) Trade receivables	15	86,692.96	93,474.54
(ii) Cash and cash equivalents	16	4,305.93	7,184.94
(iii) Other bank balances	17	2,676.09	3,102.61
(iv) Loans	18	936.18	416.65
(v) Other financial assets	19	1,603.09	3,460.72
Other current assets	20	11,200.04	8,418.32
<b>Total current assets</b>		<b>1,41,995.38</b>	<b>1,53,021.89</b>
<b>TOTAL ASSETS</b>		<b>2,30,480.38</b>	<b>2,40,369.58</b>
<b>EQUITY AND LIABILITIES</b>			
<b>III Equity</b>			
Equity share capital	21	4,711.33	4,711.33
Equity component of non-cumulative convertible preference shares	21	681.82	681.82
Other equity	22	33,831.81	33,295.47
<b>Total equity</b>		<b>39,224.96</b>	<b>38,688.62</b>
<b>Liabilities</b>			
<b>IV Non-current liabilities</b>			
Financial liabilities			
(i) Borrowings	23	20,143.22	24,810.69
(ii) Lease liabilities	24	1,705.90	1,256.15
Provisions	25	1,261.72	1,160.80
<b>Total non-current liabilities</b>		<b>23,110.84</b>	<b>27,227.64</b>
<b>V Current liabilities</b>			
Financial liabilities			
(i) Borrowings	26	65,817.78	70,817.03
(ii) Lease liabilities	27	274.16	625.33
(iii) Trade payables	28		
Dues of micro and small enterprises		15,598.80	16,745.33
Dues of creditors other than micro and small enterprises		21,681.37	26,549.66
(iv) Other financial liabilities	29	41,593.78	38,607.10
Other current liabilities	30	21,487.06	19,581.97
Provisions	31	1,474.87	1,450.61
Current tax liabilities (net)	32	216.76	76.29
<b>Total current liabilities</b>		<b>1,68,144.58</b>	<b>1,74,453.32</b>
<b>TOTAL LIABILITIES</b>		<b>1,91,255.42</b>	<b>2,01,680.96</b>
<b>TOTAL EQUITY AND LIABILITIES</b>		<b>2,30,480.38</b>	<b>2,40,369.58</b>

Summary of significant accounting policies and other explanatory information 2  
The accompanying notes form an integral part of the standalone financial statements  
This is the standalone balance sheet referred to in our report of even date

**For Walker Chandiok & Co LLP**  
Chartered Accountants  
Firm Registration No: 001076N / N500013

**For and on behalf of the Board of Directors**

**Adi P. Sethna**  
Partner  
Membership No: 108840  
Place : Mumbai  
Date: 20 July 2021

**Utpal K Ganguli**  
Vice Chairman  
DIN: 0067083  
Place : Mumbai  
Date: 19 July 2021

**Ramakrishnan Ramaswamy**  
Director  
DIN: 00773787  
Place : Mumbai  
Date: 19 July 2021

**Nicholas Blazquez**  
Director  
DIN: 06995779  
Place : Mumbai  
Date: 19 July 2021

**Ritesh Shah**  
Company Secretary  
ACS: 14037  
Place : Mumbai  
Date: 19 July 2021

## Standalone statement of profit and loss for the year ended 31 March 2021

(₹ in lakhs)

Particulars	Notes	Year ended 31 March 2021	Year ended 31 March 2020
<b>Revenue</b>			
Revenue from operations	33	6,37,877.52	8,11,906.45
Other income	34	1,999.98	1,749.00
<b>Total Income</b>		<b>6,39,877.50</b>	<b>8,13,655.45</b>
<b>Expenses</b>			
Cost of materials consumed	35	1,39,044.45	1,84,512.04
Purchases of stock-in-trade	36	373.01	518.14
Changes in inventories of finished goods, stock-in-trade and work-in-progress	37	2,687.74	1,756.08
Excise duty		4,03,040.97	5,12,311.50
Employee benefit expense	38	17,150.23	17,765.93
Other expenses	41	56,029.58	71,633.32
<b>Total expenses (excluding finance cost and depreciation / amortisation)</b>		<b>6,18,325.98</b>	<b>7,88,497.01</b>
<b>Profit before depreciation, finance costs and tax</b>		<b>21,551.52</b>	<b>25,158.44</b>
Finance costs	39	14,150.95	18,019.07
Depreciation and amortisation expenses	40	5,823.14	6,885.51
<b>Profit before tax</b>		<b>1,577.43</b>	<b>253.86</b>
<b>Tax expense/(credit), net</b>			
(i) Current tax	42	455.07	-
(ii) Deferred tax expense	42	670.25	(1,197.86)
(iii) Tax adjustments in respect of earlier years	42	(118.79)	(39.17)
		<b>1,006.53</b>	<b>(1,237.03)</b>
<b>Profit after tax</b>		<b>570.90</b>	<b>1,490.89</b>
Other comprehensive income			
Items that will not be reclassified to profit or loss			
Remeasurement of the defined benefit plans (loss)/gain	41B	(53.12)	1.27
Income tax relating to these items		18.56	(0.44)
<b>Other comprehensive income for the year, net of tax</b>		<b>(34.56)</b>	<b>0.83</b>
<b>Total comprehensive income for the year</b>		<b>536.34</b>	<b>1,491.72</b>
<b>Earnings per equity share:</b>	<b>50</b>		
Basic (in ₹)		0.24	0.63
Diluted (in ₹)		0.24	0.62
Face value per share (in ₹)		2.00	2.00

Summary of significant accounting policies and other explanatory information 2  
The accompanying notes form an integral part of the standalone financial statements  
This is the standalone statement of profit and loss referred to in our report of even date

**For Walker Chandiok & Co LLP**  
Chartered Accountants  
Firm Registration No: 001076N / N500013

**For and on behalf of the Board of Directors**

**Adi P. Sethna**  
Partner  
Membership No: 108840  
Place : Mumbai  
Date: 20 July 2021

**Utpal K Ganguli**  
Vice Chairman  
DIN: 0067083 DIN: 06995779  
Place : Mumbai  
Date: 19 July 2021

**Nicholas Blazquez**  
Director  
Place : Mumbai  
Date: 19 July 2021

**Ramakrishnan Ramaswamy**  
Director  
DIN: 00773787  
Place : Mumbai  
Date: 19 July 2021

**Ritesh Shah**  
Company Secretary  
ACS: 14037  
Place : Mumbai  
Date: 19 July 2021

## Standalone statement of cash flow for the year ended 31 March 2021

(₹ in lakhs)

Particulars	Notes	Year ended 31 March 2021	Year ended 31 March 2020
<b>A. CASH FLOW FROM OPERATING ACTIVITIES</b>			
Profit before tax		1,577.43	253.86
Adjustments for :			
Depreciation/amortisation		5,823.14	6,885.51
Provision for doubtful debts		1,144.22	88.86
Bad debts and advances written-off		50.00	411.33
Provision for doubtful advances		-	375.00
Provision for inventory		140.74	207.43
Unrealised foreign loss		47.38	75.49
Finance costs		14,150.95	18,019.07
(Profit)/loss on sale of property, plant and equipment		(6.29)	56.65
Profit on sale of investment		-	(1.35)
Liabilities no longer required written back		(606.09)	(590.02)
Provision for earlier year written back		(245.29)	(101.12)
Interest income from investing activities		(402.41)	(332.82)
<b>Operating profit before working capital changes</b>		<b>21,673.78</b>	<b>25,347.89</b>
Adjustments for working capital:			
Decrease in inventories		2,242.28	4,482.74
Decrease in trade receivables		5,832.65	20,059.36
Decrease/(Increase) in financial assets and other assets		(2,439.84)	3,586.50
(Decrease)/Increase in liabilities and provisions		(2,362.20)	6,106.90
<b>Cash generated from operating activities</b>		<b>24,946.67</b>	<b>59,583.39</b>
Direct taxes paid (net)		(242.54)	(350.10)
<b>Net cash generated from operating activities</b>	<b>(A)</b>	<b>24,704.13</b>	<b>59,233.29</b>
<b>B. CASH FLOW FROM INVESTING ACTIVITIES</b>			
Sale/(Purchase) of investments		(0.03)	1.35
Investment in compulsorily convertible debentures		(2,210.44)	-
Purchase of property, plant and equipment		(3,535.62)	(4,439.91)
Sale of property, plant and equipment		83.59	58.38
Proceeds from sale of investment		530.00	-
Investment in bank fixed deposits (net)		(1,091.81)	(130.60)
Interest received		293.13	211.66
<b>Net cash used in investing activities</b>	<b>(B)</b>	<b>(5,931.18)</b>	<b>(4,299.12)</b>
<b>C. CASH FLOW FROM FINANCING ACTIVITIES</b>			
Proceeds from long term borrowings		5,053.78	11,328.12
Repayment of long term borrowings		(7,511.84)	(17,096.95)
(Repayment of) short term borrowings (net)		(4,999.25)	(24,977.87)
Deposits with bank towards margin money against borrowings (net)		794.95	(1,181.37)
Finance costs paid		(14,272.17)	(17,487.55)
Repayment of lease obligations		(717.43)	(213.41)
<b>Net cash used in financing activities</b>	<b>(C)</b>	<b>(21,651.96)</b>	<b>(49,629.03)</b>
<b>Net (decrease)/increase in cash and cash equivalents</b>	<b>(A+B+C)</b>	<b>(2,879.01)</b>	<b>5,305.14</b>
Opening balance of cash and cash equivalents		7,184.94	1,879.80
<b>Closing balance of cash and cash equivalents</b>		<b>4,305.93</b>	<b>7,184.94</b>
<b>Components of cash and cash equivalents:</b>			
Cash on hand		168.13	157.99
Balances with banks in current accounts		4,137.80	7,026.95
<b>Cash and cash equivalents</b>	<b>16</b>	<b>4,305.93</b>	<b>7,184.94</b>

## Note:

The statement of cash flows has been prepared under the indirect method as set out in Indian Accounting Standard (Ind AS 7) statement of cash flows.

Summary of significant accounting policies and other explanatory information

2

The accompanying notes form an integral part of the standalone financial statements

This is the standalone cash flow statement referred to in our report of even date

## For Walker Chandiook &amp; Co LLP

Chartered Accountants

Firm Registration No: 001076N / N500013

## For and on behalf of the Board of Directors

## Adi P. Sethna

Partner  
Membership No: 108840  
Place : Mumbai  
Date: 20 July 2021

## Utpal K Ganguli

Vice Chairman  
DIN: 00067083  
Place : Mumbai  
Date: 19 July 2021

## Ramakrishnan Ramaswamy

Director  
DIN: 00773787  
Place : Mumbai  
Date : 19 July 2021

## Nicholas Blazquez

Director  
DIN: 06995779  
Place : Mumbai  
Date : 19 July 2021

## Ritesh Shah

Company Secretary  
ACS: 14037  
Place : Mumbai  
Date : 19 July 2021

## Standalone statement of changes in equity for the year ended 31 March 2021

## a) Equity share capital

(Refer note 21)

Particulars	Number of shares	(₹ in lakhs)
<b>Issued, subscribed and paid-up:</b>		
<b>As at 1 April 2019</b>	<b>23,55,66,665</b>	<b>4,711.33</b>
Issue of shares	-	-
<b>As at 31 March 2020</b>	<b>23,55,66,665</b>	<b>4,711.33</b>
Issue of shares	-	-
<b>As at 31 March 2021</b>	<b>23,55,66,665</b>	<b>4,711.33</b>

## b) Equity component of non-cumulative convertible preference shares

(Refer note 21)

Particulars	Number of shares	(₹ in lakhs)
<b>Issued, subscribed and paid-up:</b>		
<b>As at 1 April 2019</b>	-	-
Issue of shares	68,18,180	681.82
<b>As at 31 March 2020</b>	<b>68,18,180</b>	<b>681.82</b>
Issue of shares	-	-
<b>As at 31 March 2021</b>	<b>68,18,180</b>	<b>681.82</b>

## c) Other equity

(Refer note 22)

(₹ in lakhs)

Particulars	Reserve and Surplus				Total
	Capital reserve	Securities premium	General reserve	Balance surplus in the statement of profit and loss (Retained Earnings)	
<b>Balance as at 1 April 2019</b>	<b>0.80</b>	<b>11,027.80</b>	<b>5,504.76</b>	<b>7,985.35</b>	<b>24,518.71</b>
Transitional adjustment of Ind AS-116 (Refer note 54)	-	-	-	(48.83)	(48.83)
Profit for the year	-	-	-	1,490.89	1,490.89
Other comprehensive income for the year	-	-	-	0.83	0.83
Issue of shares at premium	-	6,818.18	-	-	6,818.18
<b>Balance as at 31 March 2020</b>	<b>0.80</b>	<b>17,845.98</b>	<b>5,504.76</b>	<b>9,943.93</b>	<b>33,295.47</b>
Profit for the year	-	-	-	570.90	570.90
Other comprehensive income for the year	-	-	-	(34.56)	(34.56)
<b>Balance as at 31 March 2021</b>	<b>0.80</b>	<b>17,845.98</b>	<b>5,504.76</b>	<b>10,480.27</b>	<b>33,831.81</b>

Summary of significant accounting policies and other explanatory information (Refer note 2)

The accompanying notes form an integral part of the standalone financial statements

This is the standalone statement of changes in equity referred to in our report of even date

## For Walker Chandiook &amp; Co LLP

Chartered Accountants

Firm Registration No: 001076N / N500013

## For and on behalf of the Board of Directors

## Adi P. Sethna

Partner  
Membership No: 108840  
Place : Mumbai  
Date: 20 July 2021

## Utpal K Ganguli

Vice Chairman  
DIN: 00067083  
Place : Mumbai  
Date: 19 July 2021

## Nicholas Blazquez

Director  
DIN: 06995779  
Place : Mumbai  
Date: 19 July 2021

## Ramakrishnan Ramaswamy

Director  
DIN: 00773787  
Place : Mumbai  
Date: 19 July 2021

## Ritesh Shah

Company Secretary  
ACS: 14037  
Place : Mumbai  
Date: 19 July 2021



**Notes to the standalone financial statements for the year ended 31 March 2021****1. Company information**

Allied Blenders and Distillers Private Limited ("the Company" or "ABD Pvt Ltd") is a private limited company domiciled and headquartered in Mumbai, Maharashtra, India. It is incorporated under the Companies Act, 1956. The Company is engaged in the business of manufacture, purchase and sale of Alcoholic Beverages/ liquids.

The Standalone financial statements ('the financial statements') of the Company for the year ended 31 March 2021 were authorised for issue in accordance with the resolution of Board of Directors on 19 July 2021.

**2. Significant accounting policies****a. Basis of Preparation**

The financial statements comply in all material aspects with Indian Accounting Standards (Ind AS) notified under Section 133 of the Companies Act, 2013 (the 'Act') and Companies (Indian Accounting Standards) Rules, 2015, as amended and other relevant provisions of the Act.

The accounting policies are applied consistently to all the periods presented in the financial statements, except for amendments applicable from a specified date.

The financial statements have been prepared on a historical cost convention and accrual basis, except for the certain financial assets and liabilities that are measured at fair value.

All assets and liabilities have been classified as current or non-current as per the Company's normal operating cycle (which is a period not exceeding twelve months) and other criteria set out in Schedule III to Companies Act, 2013.

**b. Investment in subsidiaries, associates and joint ventures**

Investments in subsidiaries are accounted at cost less impairment in accordance with Ind AS 27 - Separate financial statements.

Where an indication of impairment exists, the carrying amount of the investment is assessed and written down immediately to its recoverable amount. The recoverable amount is the higher of an asset's fair value less costs of disposal and value in use. On disposal of investments the difference between net disposal proceeds and the carrying amounts are recognised in the Statement of profit and loss.

**c. Foreign Currency Transactions**

The functional currency of the Company is Indian rupee.

Transactions in foreign currency are recorded at exchange rate prevailing on the date of transaction. Foreign currency denominated monetary assets and liabilities are translated at the exchange rate prevailing on the Balance sheet date and exchange gain or loss arising on their settlement and restatement are recognized in the Statement of Profit and Loss.

Non-monetary assets and liabilities that are recorded in terms of historical cost are not retranslated.

**d. Revenue Recognition**

Revenue is recognized on satisfaction of performance obligation upon transfer of control of promised products or services to customers, at an amount that reflects the consideration expected to be received by the Company in exchange for those products or services.

The Company satisfies a performance obligation and recognises revenue over time, if one of the following criteria is met:

- The customer simultaneously receives and consumes the benefits provided by the Company's performance as the Company performs; or
- The Company's performance creates or enhances an asset that the customer controls as the asset is created or enhanced; or
- The Company's performance does not create an asset with an alternative use to the Company and an entity has an enforceable right to payment for performance completed to date.

For performance obligations where none of the above conditions are met, revenue is recognised at the point in time at which the performance obligation is satisfied.

**Notes to the standalone financial statements for the year ended 31 March 2021**

Revenue from sale of products are recognised by the Company at a point in time on which the performance obligation is satisfied.

**Revenue from sale of products**

Revenue is recognised on transfer of control, being on dispatch of goods or upon delivery to customer, in accordance with the terms of sale.

**Revenue from manufacture and sale of products from tie-up manufacturing arrangements:**

The Company has entered into arrangements with Tie-up Manufacturing Units (TMUs), where-in TMUs manufacture and sell on behalf of the Company. Under such arrangements, the Company has exposure to significant risks and rewards associated with the sale of products i.e., it has the primary responsibility for providing goods to the customer, has pricing latitude and is also exposed to inventory and credit risks. Accordingly, the transactions of the TMUs under such arrangements have been recorded as gross revenue, excise duty and expenses as if they were transactions of the Company. The Company also presents inventory lying with TMU's under such arrangements as its own inventory.

The net receivables from/payable to TMUs are recognised under other financial assets/other financial liabilities as due from tie up units or due to tie up units respectively.

**Interest**

Interest income for all debt instruments is recognised using the effective interest rate method. The effective interest rate is the rate that exactly discounts estimated future cash receipts through the expected life of the financial asset to the gross carrying amount of the financial asset. When calculating the effective interest rate, the Company estimates the expected cash flows by considering all the contractual terms of the financial instrument (for example, prepayment, extension, call and similar options) but does not consider the expected credit losses.

**e. Income tax**

Income tax expense comprises current tax expenses and net change in the deferred tax assets or liabilities during the year. Current and deferred taxes are recognised in the Statement of profit and loss, except when they relate to item that are recognised in Other comprehensive income or directly in Equity, in which case, the current and deferred tax are also recognised in Other comprehensive income or directly in Equity respectively.

The income tax expense or credit for the period is the tax payable on the current period's taxable income based on the applicable income tax rate adjusted by changes in deferred tax assets and liabilities attributable to temporary differences and to unused tax losses.

The current income tax charge is calculated on the basis of the tax laws enacted in relation to the reporting period.

Deferred income tax is recognised using Balance sheet approach. Deferred income tax assets and liabilities are recognised for deductible and taxable temporary differences arising between the tax base of assets and liabilities and their carrying amount, except when the deferred income tax arises from the initial recognition of an asset or liability in a transaction that is not a business combination and affects neither accounting nor taxable profit or loss at the time of recognition.

Deferred tax asset is recognised to the extent that sufficient taxable profit will be available against which the deductible temporary differences and the carry forward of unused tax credits and unused tax losses can be utilised. Deferred income tax is determined using tax rates (and laws) that have been enacted or substantively enacted by the end of the reporting period and are expected to apply when the related deferred income tax asset is realised or the deferred income tax liability is settled. The carrying amount of deferred tax assets are reviewed at each reporting date and reduced when it is no longer probable that sufficient taxable profit will be available to allow the full or part of deferred income tax assets to be utilised. At each reporting date, the Company re-assesses unrecognized deferred tax assets. It recognizes unrecognized deferred tax asset to the extent that it has become reasonably certain, as the case may be, that sufficient future taxable income will be available against which such deferred tax assets can be realized.

Deferred tax assets and liabilities are offset when there is a legally enforceable right to offset current tax assets and liabilities and when the deferred tax balances relate to the same taxation authority. Current tax assets and tax liabilities are offset where the entity has a legally enforceable right to offset and intends either to settle on a net basis, or to realise the asset and settle the liability simultaneously.

**Notes to the standalone financial statements for the year ended 31 March 2021**

Deferred tax assets include Minimum Alternate Tax (MAT) paid in accordance with the tax laws in India which is likely to give future economic benefit in the form of availability of setoff against future income tax liability. Accordingly, MAT is recognised as deferred tax assets in the Balance sheet when the assets can be measured reliably and it is probable that the future economic benefit associated with the asset will be realised.

**f. Leases****As a lessee**

The Company applies a single recognition and measurement approach for all leases, except for short-term leases and leases of low-value assets. The Company recognises lease liabilities to make lease payments and right-of-use assets representing the right to use the underlying assets.

**i. Right of use assets**

The Company recognises right-of-use assets at the commencement date of the lease (i.e., the date the underlying asset is available for use). Right-of-use assets are measured at cost, less any accumulated depreciation and impairment losses (if any), and adjusted for any re-measurement of lease liabilities. The cost of right-of-use assets includes the amount of lease liabilities recognised, initial direct costs incurred, and lease payments made at or before the commencement date less any lease incentives received. Right-of-use assets are depreciated on a straight-line basis over the shorter of the lease term and the estimated useful lives of the assets.

The right-of-use assets are also subject to impairment. Refer to the accounting policies note g for impairment of non-financial assets.

**ii. Lease liabilities**

At the commencement date of the lease, the Company recognises lease liabilities measured at the present value of lease payments to be made over the lease term. The lease payments include fixed payments (including in-substance fixed payments) less any lease incentives receivable, variable lease payments that depend on an index or a rate, and amounts expected to be paid under residual value guarantees. The lease payments also include the exercise price of a purchase option reasonably certain to be exercised by the Company and payments of penalties for terminating the lease, if the lease term reflects the Company exercising the option to terminate. Variable lease payments that do not depend on an index or a rate are recognised as expenses (unless they are incurred to produce Property plant and equipment) in the period in which the event or condition that triggers the payment occurs.

In calculating the present value of lease payments, the Company uses its incremental borrowing rate at the lease commencement date because the interest rate implicit in the lease is not readily determinable. After the commencement date, the amount of lease liabilities is increased to reflect the accretion of interest and reduced for the lease payments made. In addition, the carrying amount of lease liabilities is remeasured if there is a modification, a change in the lease term, a change in the lease payments (e.g., changes to future payments resulting from a change in an index or rate used to determine such lease payments) or a change in the assessment of an option to purchase the underlying asset.

The Company's lease liabilities are included in financial liability

**iii. Short-term leases and leases of low-value assets**

The Company applies the short-term lease recognition exemption to its short-term leases of machinery and equipment (i.e., those leases that have a lease term of 12 months or less from the commencement date and do not contain a purchase option). It also applies the lease of low-value assets recognition exemption to leases of laptops, lease-lines and office furniture and equipment that are considered to be low value. Lease payments on short-term leases and leases of low-value assets are recognised as expense on a straight-line basis over the lease term.

**g. Impairment of non-financial assets**

The carrying amount of the non-financial assets are reviewed at each Balance Sheet date to confirm if there is any indication of impairment based on internal /external factors. An impairment loss is recognised whenever the carrying amount of an asset or a cash generating unit exceeds its recoverable amount. The recoverable amount of the assets (or where applicable, that of the cash generating unit to which the asset belongs)

is estimated as the higher of its net selling price and its value in use. Impairment loss is recognised in the statement of profit and loss.

**Notes to the standalone financial statements for the year ended 31 March 2021**

After impairment, depreciation / amortisation is provided on the revised carrying amount of the asset over its remaining useful life.

A previously recognised impairment loss is increased or reversed depending on changes in circumstances. However, the carrying value after reversal is not increased beyond the carrying value that would have prevailed by charging usual depreciation / amortisation if there were no impairment.

**h. Cash and cash equivalents**

For the purpose of presentation in the statement of cash flows, cash and cash equivalents includes cash on hand, deposits held at call with financial institutions, other short-term, highly liquid investments with original maturities of three months or less that are readily convertible to known amounts of cash and which are subject to an insignificant risk of changes in value, and bank overdrafts. Bank overdrafts are shown within borrowings in current liabilities in the balance sheet.

**i. Trade receivable**

Trade receivables are recognised initially at fair value and subsequently measured at amortised cost using the effective interest method, less provision for impairment

**j. Inventories**

Raw materials, work-in-progress, finished goods and packing materials are carried at the lower of cost and net realisable value. Damaged, non-moving / obsolete stocks are suitably written down/provided for.

In determining cost of raw materials, packing materials, work-in-progress and finished goods weighted average cost method is used. Cost of inventory comprises all costs of purchase, non-refundable duties and taxes and all other costs incurred in bringing the inventory to their present location and condition.

Cost of work-in-progress and finished goods includes the cost of raw materials, packing materials, an appropriate share of fixed and variable production overheads, excise duty as applicable and other costs incurred in bringing the inventories to their present location and condition.

**k. Investments and financial assets****Classification**

The Company classifies its financial assets in the following measurement categories:

- those to be measured subsequently at fair value (either through other comprehensive income, or through statement of profit and loss), and
- those measured at amortised cost.

The classification depends on the Company's business model for managing the financial assets and the contractual terms of the cash flows.

For assets measured at fair value, gains and losses will either be recorded in statement of profit and loss or other comprehensive income. For investments in equity instruments, this will depend on whether the Company has made an irrevocable election at the time of initial recognition to account for the equity investment at fair value through other comprehensive income.

**Measurement**

At initial recognition, the Company measures a financial asset at its fair value plus, in the case of a financial asset not at fair value through profit and loss, transaction costs that are directly attributable to the acquisition of the financial asset. Transaction costs of financial assets carried at fair value through profit or loss are expensed in statement of profit and loss.

**Measurement of equity instruments**

The Company subsequently measures all equity investments at fair value. Changes in the fair value of financial assets at fair value through profit and loss are recognised in the statement of profit and loss.

**Impairment of financial assets**



**Notes to the standalone financial statements for the year ended 31 March 2021**

The Company assesses on a forward looking basis the expected credit losses associated with its assets carried at amortised cost. The impairment methodology applied depends on whether there has been a significant increase in credit risk.

For trade receivables only, the Company applies the simplified approach permitted by Ind AS 109 Financial Instruments, which requires expected lifetime losses to be recognised on initial recognition of the receivables.

**De-recognition of financial assets**

A financial asset is derecognised only when

- The Company has transferred the rights to receive cash flows from the financial asset or
- retains the contractual rights to receive the cash flows of the financial asset, but assumes a contractual obligation to pay the cash flows to one or more recipients.

Where the Company has transferred an asset, the Company evaluates whether it has transferred substantially all risks and rewards of ownership of the financial asset. In such cases, the financial asset is derecognised. Where the entity has not transferred substantially all risks and rewards of ownership of the financial asset, the financial asset is not derecognised.

Where the Company has neither transferred a financial asset nor retains substantially all risks and rewards of ownership of the financial asset, the financial asset is derecognised if the Company has not retained control of the financial asset. Where the Company retains control of the financial asset, the asset is continued to be recognised to the extent of continuing involvement in the financial asset.

**l. Offsetting financial instruments**

Financial assets and liabilities are offset and the net amount is reported in the balance sheet where there is a legally enforceable right to offset the recognised amounts and there is an intention to settle on a net basis or realise the asset and settle the liability simultaneously. The legally enforceable right must not be contingent on future events and must be enforceable in the normal course of business and in the event of default, insolvency or bankruptcy of the Company or the counterparty.

**m. Property plant and equipment (including Capital Work-in-Progress)**

Freehold land is carried at historical cost less impairment loss, if any. All other items of property, plant and equipment are stated at historical cost less accumulated depreciation / amortisation and impairment loss, if any. Historical cost includes expenditure that is attributable to the acquisition/ construction and all other costs (including borrowing related to qualifying assets), that are not refundable and are necessary to bring the asset to its working condition of use as intended.

Subsequent costs are included in the asset's carrying amount or recognised as a separate asset, as appropriate, only when it is possible that future economic benefits associated with the item will flow to the Company and the cost of the item can be measured reliably. The carrying amount of any component accounted for as a separate asset is derecognised when replaced. All other repairs and maintenance are charged to statement of profit and loss during the reporting period in which they are incurred.

The cost of property, plant and equipment which are incurred before the date they are ready for their intended use, are disclosed as capital work-in-progress before such date.

Gains or losses arising from derecognition of property, plant and equipment are measured as the difference between the net disposal proceeds and the carrying amount of the asset and are recognised in the statement of profit and loss when the asset is derecognised.

**Depreciation / Amortisation:**

Depreciation is charged on written down value method as prescribed in Schedule II to the Companies Act, 2013 keeping a residual value of assets at 5% of the original cost, except in case of computers and data processing units where residual value is estimated at 1% of the original cost. Depreciation is calculated pro-rata from the date of addition or upto the date of disposal, as the case may be.

Capital costs in respect of upgradation of leased premises has been amortized over the initial lease period or its useful lives whichever is lower.

On transition to Ind AS, the Company has elected to continue with the carrying value of all of its property, plant and equipment recognised as at 1 April 2017 measured as per the previous GAAP and use that carrying value as the deemed cost of the property, plant and equipment.

**Notes to the standalone financial statements for the year ended 31 March 2021****n. Intangible Assets and amortisation**

Intangible assets with a finite useful life are carried at cost less accumulated amortisation and accumulated impairment losses, if any. Cost includes expenditure that is attributable to the acquisition/ development of the intangible assets including cost necessary to bring the asset to its intended use or sale.

Identifiable intangible assets are recognised when it is probable that future economic benefits attributed to the asset will flow to the Company and the cost of the asset can be reliably measured.

Software and related implementation costs are capitalized where it is expected to provide enduring economic benefits and are amortized over a period of 5 years starting from the month of addition.

Manufacturing License is considered as an asset with indefinite useful life, since there is no foreseeable limit to the period over which the asset is expected to generate net cash inflows for the entity. The acquisition cost of such asset is carried at deemed cost and is tested for impairment annually.

Patent, trademarks and design, and license (other than manufacturing license) acquisition cost are amortised over a period of 10 years from the month of acquisition

Goodwill arising on business combination is carried at deemed cost and is tested for impairment annually.

Gains or losses arising from derecognition of an intangible asset are measured as the difference between the net disposal proceeds and the carrying amount of the asset and are recognised in the statement of profit and loss when the asset is derecognised.

On transition to Ind AS, the Company has elected to continue with the carrying value of all of its intangible assets recognised as at 1 April 2017 measured as per the previous GAAP and use that carrying value as the deemed cost of the intangible assets.

**o. Borrowings**

Borrowings are initially recognised at fair value (net of transaction costs incurred). Any difference between the proceeds (net of transaction costs) and the redemption amount is recognized in Statement of profit and loss over the period of the borrowings using the effective interest method. Subsequently all borrowings are measured at amortised cost using the effective interest rate method.

Borrowings are derecognized from the balance sheet when the obligation specified in the contract is discharged, cancelled or expired. The difference between the carrying amount of a financial liability that has been extinguished or transferred to another party and the consideration paid, including any non-cash assets transferred or liabilities assumed, is recognised in statement of profit and loss. The gain / loss is recognised in other equity in case of transaction with shareholders.

**p. Borrowing Costs**

General and specific borrowing costs directly attributable to the acquisition, construction or production of qualifying assets, which are assets that necessarily take a substantial period of time to get ready for their intended use, are added to the cost of those assets, until such time the assets are substantially ready for their intended use. All other borrowing costs are recognised as an expense in statement of Profit and Loss in the period in which they are incurred.

**q. Provisions, Contingent Liabilities and contingent assets**

A provision is recognised when the Company has a present obligation as a result of past events and it is probable that an outflow of resources will be required to settle the obligation, in respect of which a reliable estimate can be made. Provisions are measured at the present value of management's best estimate of the expenditure required to settle the present obligation at the end of the reporting period. The discount rate used to determine the present value is a pre-tax rate that reflects the current market assessments of time value of money and the risks specific to the liability. The increase in the provision due to passage of time is recognised as interest expense. The provisions are reviewed at each Balance Sheet date and adjusted to reflect the current management estimates.

Contingent liabilities are disclosed in respect of possible obligations that arise from past events, whose existence would be confirmed by the occurrence or non-occurrence of one or more uncertain future events not wholly within the control of the Company, or a present obligation where outflow of resources is not probable or where outflow is probable but reliable estimate of the amount cannot be made.

**Notes to the standalone financial statements for the year ended 31 March 2021**

Contingent assets are not recognised in the financial statements. However, they are disclosed only when an inflow of economic benefits is probable.

**r. Employee Benefits**

**A) Short term employee benefits:** All employee benefits which are due within twelve months of rendering the services are classified as short term employee benefits. Benefits such as salaries, wages, compensated absences, etc. and the expected cost of bonus, ex-gratia are recognised in the period in which the employee renders the related service.

**B) Post-employment benefits**

**i. Defined Contribution Plans:** Company's contribution to the state governed provident fund scheme, superannuation scheme, Employees State Insurance corporation (ESIC) etc. are recognised during the year in which the related service is rendered.

**ii. Gratuity:** The Company has computed its liability towards future payments of gratuity to employees, on actuarial valuation basis which is determined based on project unit credit method and the charge for current year is debited to the Statement of Profit and Loss. The present value of the defined benefit obligation, which is unfunded at present, is determined by discounting the estimated future cash outflows by reference to market yields at the end of the reporting period on government bonds that have terms approximating the terms of the related obligation. Actuarial gains and losses arising on the measurement of defined benefit obligation is charged/ credited to other comprehensive income.

**iii. Compensated absences:** Accumulated compensated absences, which are expected to be availed or encashed within 12 months from the end of the year are treated as short term employee benefits. The obligation towards the same is measured at the expected cost of accumulating compensated absences as the additional amount expected to be paid as a result of the unused entitlement as at the year end.

Accumulated compensated absences, which are expected to be availed or encashed beyond 12 months from the end of the year are treated as other long term employee benefits. The Company's liability is actuarially determined (using the Projected Unit Credit method) at the end of each year. Actuarial losses/gains are recognised in the Standalone Statement of Profit and Loss in the year in which they arise.

**C) Termination Benefits:** These are recognised as an expense in the Statement of Profit and Loss of the year in which they are incurred, i.e. when employment is terminated or when an employee accepts voluntary redundancy in exchange for these benefits.

**s. Earnings per share**

Basic earnings per share are calculated by dividing the net profit or loss (excluding other comprehensive income) for the year attributable to equity shareholders by the weighted average number of equity shares outstanding during the year. The weighted average number of equity shares outstanding during the year is adjusted for events such as bonus issue, bonus element in a right issue, shares split (sub-division) and reverse share splits (consolidation of shares) that have changed the number of equity shares outstanding, without a corresponding change in resources. For the purpose of calculating diluted earnings per share, the net profit or loss (excluding other comprehensive income) for the year attributable to equity shareholders and the weighted average number of shares outstanding during the year are adjusted for the effects of all dilutive potential equity shares.

**t. Exceptional items**

When an item of income or expense within Statement of profit and loss from ordinary activity is of such size, nature or incidence that its disclosure is relevant to explain more meaningfully the performance of the Company for the year, the nature and amount of such items is disclosed as exceptional items.

**3. Critical estimates and judgements**

The preparation of financial statements in conformity with Ind AS requires estimates and assumptions to be made by the Management of the Company that affect the reported amounts of assets and liabilities and accounts disclosed as contingent liabilities on the date of the financial statements and the reported amounts of revenues and expenses during the reporting period. Differences between actual results and estimates are recognised in the period in which the results are known.

**Notes to the standalone financial statements for the year ended 31 March 2021**

The Management believes that these estimates are prudent and reasonable and are based upon the management's best knowledge of current events and actions. Actual results could differ from these estimates and differences between actual results and estimates are recognised in the periods in which the results are known or materialised.

This note provides an overview of the areas that involved a higher degree of judgement or complexity, and of items which are more likely to be materially adjusted due to originally assessed estimates and assumptions turning out to be different than the actual results.

Examples of such estimates include the useful life of property, plant and equipment, provision for doubtful debts/advances, future obligation in respect of retirement benefit plans, impairment of investments/assets, etc.

**i) Property, plant and equipment and Intangible Assets:**

Management reviews the estimated useful lives and residual values of the assets annually in order to determine the amount of depreciation/amortisation to be recorded during any reporting period. The useful lives and residual values as per schedule II to the Companies Act, 2013 or otherwise are based on the Company's historical experience with similar assets and taking into account anticipated technological changes, whichever is more appropriate.

**ii) Income Tax:**

The Company reviews at each balance sheet date the carrying amount of deferred tax assets. The factors used in estimates may differ from actual outcome which could lead to an adjustment to the amounts reported in the standalone financial statements.

**iii) Contingencies:**

Management has estimated the possible outflow of resources, if any at the end of each annual reporting financial year, if any, in respect of contingencies/claim/litigations against the Company as it is not possible to predict the outcome of pending matters with accuracy.

**iv) Impairment of financial assets:**

The impairment provisions for financial assets are based on assumptions about risk of default and expected cash loss. The Company uses judgement in making these assumptions and selecting the inputs to the impairment calculation, based on Company's past history, existing market conditions as well as forward looking estimates at the end of each reporting period.

**v) Impairment of non-financial assets:**

The carrying amounts of assets are reviewed at each Balance Sheet date to assess whether there is any indication that an individual asset / group of assets (constituting a Cash Generating Unit) may be impaired. If there is any indication of impairment based on internal / external factors i.e. when the carrying amount of the assets exceed the recoverable amount, an impairment loss is charged to the Statement of Profit and Loss in the year in which an asset is identified as impaired. An impairment loss recognised in prior accounting periods is reversed or reduced if there has been a favorable change in the estimate of the recoverable amount. However, the carrying value after reversal is not increased beyond the carrying value that would have prevailed by charging usual depreciation if there was no impairment.

**vi) Defined benefit obligation**

The cost of post-employment benefits is determined using actuarial valuations. The actuarial valuation involves making assumptions about discount rates, expected rate of return on assets, future salary increases and mortality rates. Due to the long term nature of these plans such estimates are subject to significant uncertainty. The assumptions used are disclosed in the notes to the financial statements.

**vii) Fair value measurements**

Management applies valuation techniques to determine the fair value of financial instruments (where active market quotes are not available). This involves developing estimates and assumptions consistent with how market participants would price the instrument.

**4. Standards issued but not yet effective**

There are no standards that are issued but not yet effective on 31 March 2021.

5 Property, plant and equipment

(₹ in lakhs)

Particulars	Freehold land	Leasehold land	Building	Factory road	Plant and machinery	Furniture and fixtures	Vehicles	Electrical installation	Leasehold Improvements**	Office equipment	Computers	Server and network	Lab processing equipments	Moulds	Total
<b>Gross carrying value</b>															
<b>As at 1 April 2019</b>	8,191.10	12,772.27	25,887.92	392.49	29,426.17	1,675.61	3,658.12	1,348.80	-	1,511.73	514.91	285.65	165.87	161.17	85,991.81
Additions	437.40	-	4.62	-	1,526.69	19.95	136.72	38.21	-	93.00	26.31	-	17.00	-	2,299.90
Adjustments*	-	-	-	-	(569.12)	-	-	567.72	-	2.79	(2.79)	-	1.40	-	0.00
Reclassified on account of adoption of Ind AS 116 'Leases' (Refer note 54)	-	(12,772.27)	-	-	-	-	-	-	-	-	-	-	-	-	(12,772.27)
Deductions	-	-	10.61	-	249.53	271.40	35.25	14.85	-	181.38	99.64	2.76	9.05	138.14	1,012.61
<b>As at 31 March 2020</b>	8,628.50	-	25,881.93	392.49	30,134.21	1,424.16	3,759.59	1,939.88	-	1,426.14	438.79	282.89	175.22	23.03	74,506.83
Additions	32.61	-	1,346.51	92.51	1,566.08	6.04	80.88	167.24	2,835.89	59.51	147.71	8.51	10.47	-	6,353.96
Deductions	-	-	-	-	153.13	4.43	96.03	2.45	-	6.65	2.69	-	1.22	-	266.60
<b>As at 31 March 2021</b>	8,661.11	-	27,228.44	485.00	31,547.16	1,425.77	3,744.44	2,104.67	2,835.89	1,479.00	583.81	291.40	184.47	23.03	80,594.19
<b>Accumulated depreciation</b>															
<b>As at 1 April 2019</b>	-	936.54	7,582.59	259.77	12,842.84	1,343.88	1,976.96	729.80	-	1,104.54	490.88	240.97	118.21	142.39	27,769.37
Charge for the year	-	-	2,279.62	49.75	2,618.02	109.01	537.17	451.83	-	181.45	26.04	23.58	14.38	4.24	6,295.09
Adjustments*	-	-	-	-	(282.08)	-	-	281.32	-	2.73	(2.73)	-	0.76	-	(0.00)
Reclassified on account of adoption of Ind AS 116 'Leases' (Refer note 54)	-	(936.54)	-	-	-	-	-	-	-	-	-	-	-	-	(936.54)
Deductions	-	-	4.05	-	183.01	250.23	34.30	13.36	-	172.77	98.05	2.66	7.87	131.28	897.58
<b>As at 31 March 2020</b>	-	-	9,858.16	309.52	14,995.77	1,202.66	2,479.83	1,449.59	-	1,115.95	416.14	261.89	125.48	15.35	32,230.34
Charge for the year	-	-	1,189.34	36.60	2,591.00	60.51	411.37	178.64	472.65	140.45	83.42	10.81	14.84	1.39	5,191.02
Deductions	-	-	-	-	91.18	4.00	81.87	2.30	-	6.48	2.57	-	0.90	-	189.30
<b>As at 31 March 2021</b>	-	-	11,047.50	346.12	17,495.59	1,259.17	2,809.33	1,625.93	472.65	1,249.92	496.99	272.70	139.42	16.74	37,232.06
Net carrying value															
<b>Balance as at 31 March 2020</b>	8,628.50	-	16,023.77	82.97	15,138.44	221.50	1,279.76	490.29	-	310.19	22.65	21.00	49.74	7.68	42,276.49
<b>Balance as at 31 March 2021</b>	8,661.11	-	16,180.94	138.88	14,051.57	166.60	935.11	478.74	2,363.24	229.08	86.82	18.70	45.05	6.29	43,362.13

\* The Company has conducted physical verification of their property, plant and equipment, based on physical verification report the Company has reclassified certain assets into different classes.

\*\* Leasehold improvement carried out at property taken on lease, used as Company training centre cum guest house.

Refer note 23 and note 26 for assets pledged as security.

5A Capital work-in-progress

(₹ in lakhs)

<b>Balance as at 1 April 2019</b>	<b>3,114.19</b>
Additions	2,299.34
Capitalised during the year	(1,075.24)
<b>Balance as at 31 March 2020</b>	<b>4,338.29</b>
Additions	732.93
Capitalised during the year	(3,811.31)
<b>Balance as at 31 March 2021</b>	<b>1,259.91</b>

6 Right of use assets

(₹ in lakhs)

Particulars	Right of use assets- Land	Right of use assets- Building	Right of use assets- Machinery	Total
<b>Gross carrying value</b>				
<b>As at 1 April 2019</b>	-	-	-	-
Reclassified on account of adoption of Ind AS 116 'Leases' (Refer note 54)*	11,885.30	-	-	11,885.30
Transition impact on account of adoption of Ind AS 116 'Leases' (Refer note 54)	18.56	44.06	1,952.58	2,015.20
Additions	-	1.21	-	1.21
Deductions	-	-	-	-
<b>As at 31 March 2020</b>	<b>11,903.86</b>	<b>45.27</b>	<b>1,952.58</b>	<b>13,901.71</b>
Additions	-	641.94	-	641.94
Deductions	-	19.57	141.09	160.66
<b>As at 31 March 2021</b>	<b>11,903.86</b>	<b>667.64</b>	<b>1,811.49</b>	<b>14,382.99</b>
<b>Accumulated depreciation</b>				
<b>As at 1 April 2019</b>	-	-	-	-
Charge for the year	89.44	27.33	311.07	427.84
Deductions	-	-	-	-
<b>As at 31 March 2020</b>	<b>89.44</b>	<b>27.33</b>	<b>311.07</b>	<b>427.84</b>
Charge for the year	89.41	104.54	300.97	494.92
Deductions	-	19.07	141.09	160.16
<b>As at 31 March 2021</b>	<b>178.85</b>	<b>112.80</b>	<b>470.95</b>	<b>762.60</b>
Net carrying value				
<b>Balance as at 31 March 2020</b>	<b>11,814.42</b>	<b>17.94</b>	<b>1,641.51</b>	<b>13,473.87</b>
<b>Balance as at 31 March 2021</b>	<b>11,725.01</b>	<b>554.84</b>	<b>1,340.54</b>	<b>13,620.39</b>

\* Amount of ₹ 11,835.73 lakhs has been re-classified from property, plant and equipment and amount ₹ 49.57 lakhs has been reclassified from prepaid expenses.



## 7 Intangible assets

(₹ in lakhs)

Particulars	Software	License fees*	Patent, trademark and design	Total	Goodwill
<b>Gross carrying value</b>					
<b>Balance as at 1 April 2019</b>	<b>1,736.07</b>	<b>5,981.66</b>	<b>51.51</b>	<b>7,769.24</b>	<b>864.75</b>
Additions	4.17	-	-	4.17	-
Deductions	3.27	-	-	3.27	-
<b>Balance as at 31 March 2020</b>	<b>1,736.97</b>	<b>5,981.66</b>	<b>51.51</b>	<b>7,770.14</b>	<b>864.75</b>
Additions	317.70	1.20	-	318.90	-
Deductions	-	-	-	-	-
<b>Balance as at 31 March 2021</b>	<b>2,054.67</b>	<b>5,982.86</b>	<b>51.51</b>	<b>8,089.04</b>	<b>864.75</b>
<b>Accumulated amortisation</b>					
<b>Balance as at 1 April 2019</b>	<b>1,370.64</b>	<b>270.24</b>	<b>8.93</b>	<b>1,649.81</b>	<b>498.44</b>
Charge for the year	150.06	7.23	5.29	162.58	-
Deductions	3.27	-	-	3.27	-
<b>Balance as at 31 March 2020</b>	<b>1,517.43</b>	<b>277.47</b>	<b>14.22</b>	<b>1,809.12</b>	<b>498.44</b>
Charge for the year	126.72	5.40	5.08	137.20	-
Deductions	-	-	-	-	-
<b>Balance as at 31 March 2021</b>	<b>1,644.15</b>	<b>282.87</b>	<b>19.30</b>	<b>1,946.32</b>	<b>498.44</b>
Net carrying value					
<b>Balance as at 31 March 2020</b>	<b>219.54</b>	<b>5,704.19</b>	<b>37.29</b>	<b>5,961.02</b>	<b>366.31</b>
<b>Balance as at 31 March 2021</b>	<b>410.52</b>	<b>5,699.99</b>	<b>32.21</b>	<b>6,142.72</b>	<b>366.31</b>

\*Based on management estimate and conditions stipulated in the licence document issued by the statutory authorities the useful life of manufacturing licence of ₹ 5,675.15 lakhs (31 March 2020: ₹ 5,675.15 lakhs) has been assessed to be indefinite.

## 8 Investments (non-current)

(₹ in lakhs)

Particulars	As at 31 March 2021	As at 31 March 2020
<b>A) Investment in subsidiaries - measured at cost</b>		
<b>Investment in equity instruments (unquoted at cost, fully paid-up)</b>		
<b>Subsidiaries</b>		
NV Distilleries & Breweries (AP) Private Limited		
31 March 2021- 10,000 (31 March 2020- 10,000) equity shares of ₹ 10 each fully paid up	1.00	1.00
Sarthak Blenders and Bottlers Private Limited		
31 March 2021- 522,100 (31 March 2020- 522,100) equity shares of ₹ 10 each fully paid up	167.70	167.70
Chitwan Blenders and Bottlers Private Limited		
31 March 2021- 19,980 (31 March 2020- 19,980) equity shares of ₹ 100 each fully paid up	73.93	73.93
Less : Provision for diminution in the value of investment	(73.93)	(73.93)
Deccan Star Distillers India Private Limited		
31 March 2021- 10,000 (31 March 2020- 10,000) equity shares of ₹ 10 each fully paid up	1.00	1.00
<b>Sub-total (i)</b>	<b>169.70</b>	<b>169.70</b>
<b>Equity component of investment in inter-corporate deposit in subsidiary (deemed cost)*</b>		
- NV Distilleries & Breweries (AP) Private Limited*	68.40	57.03
<b>Sub-total (ii)</b>	<b>68.40</b>	<b>57.03</b>
<b>Investment in preference shares, unquoted</b>		
<b>Subsidiaries</b>		
Chitwan Blenders and Bottlers Private Limited		
31 March 2021- 5,000 (31 March 2020- 5,000) preference shares of ₹ 100 each fully paid up	8.93	8.93
Less : Provision for diminution in the value of investment	(8.93)	(8.93)
<b>Sub-total (iii)</b>	<b>-</b>	<b>-</b>
<b>Total (A) (i+ii+iii)</b>	<b>238.10</b>	<b>226.73</b>
<b>Aggregate market value of quoted investments</b>	<b>-</b>	<b>-</b>
<b>Aggregate value of unquoted investments (net of impairment)</b>	<b>238.10</b>	<b>226.73</b>
<b>Aggregate amount of impairment in value of investments</b>	<b>82.86</b>	<b>82.86</b>

**B) Investment Others**

Investment in equity shares measured at fair value through profit and loss account

Un-quoted, fully paid-up

Sanguine New Media & Advisory Private Limited

31 March 2021- 2,941 (31 March 2020- 2,941) equity shares of ₹ 10 each fully paid up

20.00

20.00

Less : Provision for diminution in the value of investment

(20.00)

(20.00)

Shamrao Vithal Co-operative Bank Ltd

31 March 2021- 100 (31 March 2020- Nil) equity shares of ₹ 25 each fully paid up

0.03

-

Saraswat Co-Operative Bank Limited

31 March 2021- 2,500 (31 March 2020- 2,500) equity shares of ₹ 10 each fully paid up

0.25

0.25

Jankalyan Sahkari Bank Limited (#)

31 March 2021- 10 (31 March 2020- 10) equity shares of ₹ 10 each fully paid up

0.00

0.00

**Sub-total (i)****0.28****0.25****Investment in government securities measured at amortized cost, unquoted**

National savings certificates

0.11

0.11

**Sub-total (ii)****0.11****0.11****Investment in compulsorily convertible debentures (CCD) measured at fair value through other comprehensive income (Refer note 56(i))**

Un-quoted, fully paid-up

ABD Dwelling Private Limited

2,080.44

-

31 March 2021- 20,805,000 (31 March 2020- Nil) CCD of ₹ 10 each fully paid up

130.00

-

31 March 2021- 1,300,000 (31 March 2020- Nil) CCD of ₹ 10 each fully paid up

**2,210.44****-****Sub-total (iii)****2,210.83****0.36****Total (B) (i+ii+iii)****Aggregate market value of quoted investments****-****-****Aggregate value of unquoted investments (net of impairment)****2,210.83****0.36****Aggregate amount of impairment in value of investments****20.00****20.00**

\*Loan give to subsidiary is accounted at fair value and the difference between the fair value and transaction price is recognised as deemed investment as per Ind AS 109. Such investments will be derecognised on disposal of control in the subsidiary.

#Amount less than ₹ 1 thousand.

**9 Loans (non-current)**

(₹ in lakhs)

Particulars	As at 31 March 2021	As at 31 March 2020
<b>Unsecured considered good (unless otherwise stated)</b>		
Security deposits		
- Related party (Refer note 46)	21.00	21.00
- Others	709.88	545.31
<b>Loans and advances to related parties (Refer note 46) :</b>		
Considered good#		
NV Distilleries & Breweries (AP) Private Limited	1,347.76	1,249.84
Deccan Star Distillers India Private Limited	1.00	0.35
Loan to a director employee	130.66	250.00
Credit impaired		
Chitwan Blenders and Bottlers Private Limited*	-	453.90
Less : Provision for expected credit loss - loans and advances	-	(453.90)
<b>Loans and advances to others</b>		
Considered good	-	-
Credit impaired	94.27	94.27
Less : Provision for expected credit loss	(94.27)	(94.27)
<b>Total</b>	<b>2,210.30</b>	<b>2,066.50</b>

\*Private Company in which Director of the Company is a Director.

#Disclosure as per Section 186 of the Companies Act, 2013

Balance as at the year end	1,348.76	1,704.09
For working capital purpose	1,348.76	1,704.09

**Break up of security details :**

Loans receivables considered good - secured	-	-
Loans receivables considered good - unsecured	2,210.30	1,816.50
Loans receivables which have significant increase in credit risk	-	-
Loans receivables - credit impaired	94.27	548.17

**10 Other non-current financial assets**

(₹ in lakhs)

Particulars	As at 31 March 2021	As at 31 March 2020
Due from tie-up units	2,677.22	2,353.36
In fixed deposits *	1,381.57	658.19
Less : Provision for doubtful deposits	(3.00)	(3.00)
	1,378.57	655.19
<b>Total</b>	<b>4,055.79</b>	<b>3,008.55</b>

\* Fixed deposits shown above are kept under lien with various statutory authorities of ₹ 913.89 lakhs (31 March 2020: ₹ 113.64 lakhs) and short term borrowings availed from banks of ₹ 467.68 lakhs (31 March 2020: ₹ 544.55 lakhs).

**11 Deferred tax assets (net)**

(₹ in lakhs)

Particulars	As at 31 March 2021	As at 31 March 2020
<b>Deferred tax liabilities arising on account of:</b>		
Difference between book depreciation and depreciation as per Income Tax Act, 1961	931.73	647.03
Financial assets and financial liabilities at amortised cost	224.13	310.43
Others	62.60	65.16
<b>Total deferred tax liabilities (A)</b>	<b>1,218.46</b>	<b>1,022.62</b>
<b>Deferred tax asset arising on account of :</b>		
MAT credit entitlement	742.19	1,405.00
Employee benefits	984.45	955.37
Provision for expected credit loss	855.42	784.71
Difference in book values and tax base values of ROU assets and lease liabilities	37.66	45.15
Others	195.59	80.93
<b>Total deferred tax assets (B)</b>	<b>2,815.31</b>	<b>3,271.16</b>
<b>Deferred tax assets (net) (B-A)</b>	<b>1,596.85</b>	<b>2,248.54</b>

**12 Income tax (current-tax) assets (net) (non-current)**

(₹ in lakhs)

Particulars	As at 31 March 2021	As at 31 March 2020
Advance income tax		
[net of provision - ₹ 5,389.79 lakhs (31 March 2020 - ₹ 5,389.79 lakhs)]"	905.79	859.07
<b>Total</b>	<b>905.79</b>	<b>859.07</b>

**13 Other non-current assets**

(₹ in lakhs)

Particulars	As at 31 March 2021	As at 31 March 2020
<b>Unsecured</b>		
Capital advances		
- Related party (Refer note 46 and 57(iii))	11,100.00	11,100.00
- Others good	196.90	255.76
- Others credit impaired	20.00	20.00
Less : Provision for doubtful advances	(20.00)	(20.00)
Prepayments	140.01	159.05
Balance with statutory authorities	1,078.97	1,007.15
<b>Total</b>	<b>12,515.88</b>	<b>12,521.96</b>

**14 Inventories**

(₹ in lakhs)

Particulars	As at 31 March 2021	As at 31 March 2020
Raw materials	9,436.12	7,984.78
Packing materials	5,407.21	5,760.09
Finished goods	16,241.87	21,071.09
Stock in transit		
Raw materials	-	379.42
Finished goods	1,707.99	-
Provision for reduction in value of raw materials and packing materials	(944.67)	(1,314.23)
<b>Sub-total</b>	<b>31,848.52</b>	<b>33,881.15</b>
Work-in-progress	2,179.19	2,510.37
Stock-in-trade	32.47	32.47
Stores, spares and consumables	520.91	540.12
<b>Total</b>	<b>34,581.09</b>	<b>36,964.11</b>

Allowance for obsolete inventories for the year amounted to ₹ 140.74 lakhs (31 March 2020: ₹ 207.43 lakhs) has been recognised as an expense during the year and is included in cost of materials consumed in the statement of profit and loss.

**15 Trade receivables**

(₹ in lakhs)

Particulars	As at 31 March 2021	As at 31 March 2020
<b>Unsecured</b>		
- Related party (Refer note 46)*	8.95	8.93
- Others good	86,708.09	93,489.70
- Others credit impaired	2,209.89	1,553.57
Less: Provision for expected credit loss (including good debts)	(2,233.97)	(1,577.66)
<b>Total</b>	<b>86,692.96</b>	<b>93,474.54</b>

\*Private Company in which Director of the Company is a Director.

Trade receivables considered good - secured	-	-
Trade receivables considered good - unsecured	86,717.04	93,498.63
Trade receivables which have significant increase in credit risk	-	-
Trade receivables - credit impaired	2,209.89	1,553.57

**16 Cash and cash equivalents**

(₹ in lakhs)

Particulars	As at 31 March 2021	As at 31 March 2020
Cash on hand	168.13	157.99
Balances with banks in current accounts	4,137.80	7,026.95
<b>Total</b>	<b>4,305.93</b>	<b>7,184.94</b>

Note : There are no repatriation restrictions with respect to cash and bank balances held by the Company.

**17 Other bank balances**

(₹ in lakhs)

Particulars	As at 31 March 2021	As at 31 March 2020
In fixed deposits (original maturity period more than 3 months but less than 12 months)*	1,420.62	1,484.66
In fixed deposits (original maturity period more than 12 months, but less than 12 months from reporting date)*	1,255.47	1,617.95
<b>Total</b>	<b>2,676.09</b>	<b>3,102.61</b>

\* Fixed deposits shown above are kept under lien with various statutory authorities of ₹ 912.94 lakhs (31 March 2020: ₹ 621.37 lakhs) and short term borrowings availed from banks of ₹ 1,763.15 lakhs (31 March 2020: ₹ 2,481.23 lakhs).

**18 Current Loans**

(₹ in lakhs)

Particulars	As at 31 March 2021	As at 31 March 2020
<b>Unsecured, considered good unless otherwise stated</b>		
Security deposits	203.47	345.27
Loans to employees	14.77	23.27
Loan to director employees (Related parties) (Refer note 46)	717.94	47.59
Others	-	0.52
<b>Total</b>	<b>936.18</b>	<b>416.65</b>

**Break up of security details :**

Loans receivables considered good - secured	-	-
Loans receivables considered good - unsecured	936.18	369.06
Loans receivables which have significant increase in credit risk	-	-
Loans receivables - credit impaired	-	-

**19 Other current financial assets**

(₹ in lakhs)

Particulars	As at 31 March 2021	As at 31 March 2020
Due from tie-up units - Current	1,593.40	2,526.29
Receivable from related party (Refer note 46)	-	530.00
Others	9.69	404.43
<b>Total</b>	<b>1,603.09</b>	<b>3,460.72</b>

**20 Other current assets**

(₹ in lakhs)

Particulars	As at 31 March 2021	As at 31 March 2020
Export entitlements receivables	1,123.41	611.82
Advance to suppliers		
- Related party (Refer note 46)*	2,537.41	2,414.09
- Others good	1,478.15	893.96
- Others credit impaired	851.10	851.10
Less: Provision for doubtful advances	(851.10)	(851.10)
Balance with statutory authorities	1,487.17	1,749.62
Prepayments	4,356.89	2,530.86
Other current assets		
Considered good	217.01	217.97
Credit impaired	8.80	8.80
Less : Provision for expected credit loss	(8.80)	(8.80)
<b>Total</b>	<b>11,200.04</b>	<b>8,418.32</b>

\*Private Company in which Director of the Company is a Director.

**21 Equity share capital**

(₹ in lakhs)

Particulars	As at 31 March 2021	As at 31 March 2020
<b>Authorised share capital</b>		
<b>Equity shares</b>		
327,150,000 (31 March 2020 - 247,150,000) equity shares of ₹ 2 each	6,543.00	4,943.00
<b>Issued, subscribed and fully paid-up</b>		
<b>Equity shares</b>		
235,566,665 (31 March 2020 - 235,566,665) equity shares of ₹ 2 each	4,711.33	4,711.33
<b>Total</b>	<b>4,711.33</b>	<b>4,711.33</b>

**Equity component of non-cumulative convertible preference shares**

(₹ in lakhs)

Particulars	As at 31 March 2021	As at 31 March 2020
<b>Authorised share capital</b>		
<b>Non-cumulative convertible preference shares (NCCPS)</b>		
<b>(Equity component)</b>		
7,000,000 (31 March 2020 - 7,000,000) 0.01% Non-cumulative convertible preference shares (NCCPS) of ₹ 10 each	700.00	700.00
<b>Issued, subscribed and fully paid-up</b>		
<b>Non-cumulative convertible preference shares (NCCPS)</b>		
<b>(Equity component)</b>		
6,818,180 (31 March 2020 - 6,818,180) 0.01% Non-cumulative convertible preference shares (NCCPS) of ₹ 10 each	681.82	681.82
<b>Total</b>	<b>681.82</b>	<b>681.82</b>



**(a) Reconciliation of shares outstanding at the beginning and at the end of the year:**

Particulars	As at 31 March 2021		As at 31 March 2020	
	No. of shares	(₹ in lakhs)	No. of shares	(₹ in lakhs)
<b>(i) Equity shares</b>				
Balance as at the beginning of the year	23,55,66,665	4,711.33	23,55,66,665	4,711.33
Add: Shares issued	-	-	-	-
<b>Balance outstanding at the end of the year</b>	<b>23,55,66,665</b>	<b>4,711.33</b>	<b>23,55,66,665</b>	<b>4,711.33</b>

Particulars	As at 31 March 2021		As at 31 March 2020	
	No. of shares	(₹ in lakhs)	No. of shares	(₹ in lakhs)
<b>(ii) Non-cumulative convertible preference shares (NCCPS)</b>				
Balance as at the beginning of the year	68,18,180	681.82	-	-
Add: Shares issued	-	-	68,18,180	681.82
<b>Balance outstanding at the end of the year</b>	<b>68,18,180</b>	<b>681.82</b>	<b>68,18,180</b>	<b>681.82</b>

**(b) Shareholders holding more than 5% of the shares in the Parent Company**

Particulars	As at 31 March 2021		As at 31 March 2020	
	No. of shares (of ₹ 2 each)	% of holding	No. of shares (of ₹ 2 each)	% of holding
<b>(i) Equity shares</b>				
Bina K Chhabria	11,74,28,650	49.85%	11,62,75,400	49.36%
Resham Chhabria	5,87,14,320	24.92%	5,81,37,695	24.68%
Neesha Chhabria	5,87,14,320	24.92%	5,81,37,695	24.68%
<b>Total</b>	<b>23,48,57,290</b>	<b>99.69%</b>	<b>23,25,50,790</b>	<b>98.72%</b>

Particulars	As at 31 March 2021		As at 31 March 2020	
	No. of shares (of ₹10 each)	% of holding	No. of shares (of ₹10 each)	% of holding
<b>(ii) Non-cumulative convertible preference shares (NCCPS)</b>				
Ashoka Liquors Private Limited	68,18,180	100.00%	68,18,180	100.00%
<b>Total</b>	<b>68,18,180</b>	<b>100.00%</b>	<b>68,18,180</b>	<b>100.00%</b>

As per records of the Company, including its register of shareholders/members and other declarations received from shareholders regarding beneficial interest, the above shareholding represents both legal and beneficial ownership of shares.

**(c) Rights, preferences and restrictions attached to each class of shares:**

The Company has only one class of equity shares having a par value of ₹2 per share. Each holder of equity shares is entitled to one vote per share. The dividend proposed, if any, by the Board of directors is subject to the approval of the shareholders at the ensuing Annual General Meeting, except in the case of interim dividend.

In the event of liquidation of the Company, the holders of equity shares will be entitled to receive remaining assets of the Company, after distribution of all preferential amounts. The distribution will be in proportion to the number of fully paid-up equity shares held by the shareholders.

**(d)** The Company has issued 3,33,333 equity shares as fully paid-up for consideration other than cash during the period of five years immediately preceding the reporting date.

**(e)** There are no shares reserved for issue under options and contracts / commitments for the sale of shares / disinvestments.

**(f)** There are no bonus shares issued, or shares bought back during the period of five years immediately preceding the reporting date.

**(g) Terms of NCCPS of ₹10 each fully paid-up :**

During the previous year ended 31 March 2020, the Company issued 6,818,180 NCCPS of ₹ 10 each fully paid-up at a premium of ₹ 100 per share. The preferential dividend shall be non-cumulative, and accordingly, if and to the extent that the profits available for distribution are not sufficient to pay the full amount (or any part thereof) of the preferential dividend due for payment in any financial year, then the investor(s) shall not have the right to receive the unpaid preferential dividend in the future financial years.

NCCPS shall be entitled to receive dividend (if any declared by the Company) or repayment of capital in priority to any payment of dividend or repayment of capital to the holders of any other class of shares.

Each NCCPS will be convertible into one fully paid-up equity shares of ₹ 2 each in the paid-up share capital of the Company solely at the option of the Board of Directors of the Company. The holders of NCCPS shall not have any right to opt for conversion at any time during the period of maturity.

If the NCCPS are not converted into equity shares, each NCCPS will be redeemed at such price and at the option of the Company after the expiry of 20 years from the date of allotment.

Terms and conditions of NCCPS may be varied by the Company subject to the mutual agreement of both parties and as per applicable laws

NCCPS shall be redeemed only out of the profits of the Company which would otherwise be available for dividends or out of proceeds of fresh issue of preference shares made for the purpose of redemption.

**22 Other equity**

(₹ in lakhs)

Particulars	As at 31 March 2021	As at 31 March 2020
Capital reserve	0.80	0.80
Securities premium	17,845.98	17,845.98
General reserve	5,504.76	5,504.76
Surplus in the statement of profit and loss (retained earnings)	10,480.27	9,943.93
<b>Total</b>	<b>33,831.81</b>	<b>33,295.47</b>

**Nature and purpose of reserves****(i) Capital reserve**

Capital reserve represents capital surplus. The reserve is not for any specific purpose but the utilisation will be in accordance with provisions of Companies Act 2013.

**(ii) Securities premium**

Securities premium represents the premium received on the issue of shares. The reserve is to be utilised in accordance with the provisions of Companies Act, 2013.

**(iii) General reserve**

General reserve is created by way of transfer of profits from retained earnings for appropriation purpose. This reserve is a distributable reserve.

**(iv) Surplus in the statement of profit and loss**

Surplus in the statement of profit and loss pertain to the accumulated earnings made by the Company over the years.

**Change in balance of capital reserve**

(₹ in lakhs)

Particulars	As at 31 March 2021	As at 31 March 2020
Balance at the beginning of the year	0.80	0.80
<b>Balance at the end of the year</b>	<b>0.80</b>	<b>0.80</b>

## Change in balance of securities premium

(₹ in lakhs)

Particulars	As at 31 March 2021	As at 31 March 2020
Balance at the beginning of the year	17,845.98	11,027.80
Issue of shares at premium	-	6,818.18
<b>Balance at the end of the year</b>	<b>17,845.98</b>	<b>17,845.98</b>

## Change in balance of general reserve

(₹ in lakhs)

Particulars	As at 31 March 2021	As at 31 March 2020
Balance at the beginning of the year	5,504.76	5,504.76
<b>Balance at the end of the year</b>	<b>5,504.76</b>	<b>5,504.76</b>

## Surplus in the statement of profit and loss

(₹ in lakhs)

Particulars	As at 31 March 2021	As at 31 March 2020
Balance at the beginning of the year (profit and loss)	9,943.93	8,501.04
Add: Profit for the year	570.90	1,490.89
Transition impact on account of adoption of Ind AS 116 'Leases'	-	(75.05)
Tax impact on account of adoption of Ind AS 116 'Leases'	-	26.22
Actuarial gains / (loss) on defined benefit obligations (net of tax)	(34.56)	0.83
<b>Balance at the end of the year</b>	<b>10,480.27</b>	<b>9,943.93</b>

## 23 Borrowings (non-current)

(₹ in lakhs)

Particulars	As at 31 March 2021	As at 31 March 2020
<b>Terms loans, Secured</b>		
Vehicle loans from banks (Refer note a)	103.54	215.45
Indian rupee term loans from banks (Refer note b.i)	10,578.04	12,522.64
Indian rupee term loans from financial institutions (Refer note b.ii)	8,689.29	9,457.55
Foreign currency term loans from banks (Refer note b.iii)	772.35	1,315.05
<b>Unsecured</b>		
Loans from related parties (Refer note 46)		
Others corporate*		
<b>Total</b>	<b>20,143.22</b>	<b>24,810.69</b>

## Nature of securities and terms of repayment

- a) The vehicle loans from banks and others are secured against specific vehicles. The loans are repayable in monthly instalments ranging from ₹ 1.67 lakhs to ₹ 9.55 lakhs (31 March 2020 - ₹ 0.62 lakhs to ₹ 9.55 lakhs), the last installment being due in August 2023. The rate of interest on these loans varies between 8.39% to 9.17% p.a. (31 March 2020 - 8.01% to 9.17% p.a.).

## b) Details of repayment, rate of interest and security for loans from bank and financial institutions including current maturities :

(₹ in lakhs)

Name of the Lender/ Nature of securities	Rate of Interest	Terms of Repayment	As at 31 March 2021	As at 31 March 2020
<b>(i) Indian rupee term loans from banks</b>				
<b>Lakshmi Vilas Bank Limited :</b> (1) First pari-passu charge on the entire movable and immovable fixed assets of the Company (both present and future) on pari-passu basis other than those exclusively charged along with existing lenders. (2) Second pari-passu charge on the entire current assets of the Company including stock and book debts.	1.45% above base rate Effective rate of interest being 12.50% p.a. as on 31 March 2021 (31 March 2020: 11.75% p.a.)	8 quarterly installments of ₹ 428.04 lakhs till January 2023.	3,417.37	4,290.00
<b>South Indian Bank Limited :</b> Primary Securities: (1) First pari passu charge on the entire movable and immovable fixed assets of the Company (both present and future) other than exclusively charged along with existing lenders; (2) First pari passu charge on property in the name of M/s Tracstar Distillers Private Limited (Refer note 46); (3) Second pari-passu charge on entire current assets of the Company; and (4) Corporate guarantee of M/s Tracstar Distillers Private Limited. (Refer note 46)	2.80% spread over and above 12 month MCLR - 11.70% p.a. as on 31 March 2021 (31 March 2020: 12.80% p.a.)	13 quarterly instalments of ₹ 207.29 lakhs 13 quarterly instalments till April 2024	2,688.63	3,523.81
<b>Yes Bank Limited :</b> (1) First pari-passu charge on the entire movable and immovable fixed assets of the Company (both present and future) other than exclusively charged along with existing lenders; (2) Second pari-passu charge on entire current assets of the Company; and (3) Corporate guarantee of M/s Tracstar Distillers Private Limited (Refer note 46).	Effective rate of interest as on 31 March 2021 is 11.95% p.a.. ( 31 March 2020: 11.65% p.a.)	16 quarterly instalments till July 2021	2,236.52	3,517.97
<b>IndusInd Bank Limited :</b> (1) First pari passu charge on the entire movable and immovable fixed assets of the Company (both present and future) other than exclusively charged along with existing lenders; and ; (2) Second pari-passu charge on entire current assets of the Company.	1.00% spread over and above 1 year MCLR - 9.25% - 9.35% p.a. as on 31 March 2021. (31 March 2020: 9.95% p.a.)	₹ 200 lakhs to be paid every quarter till May 2022 ₹ 434.79 lakhs to be paid every quarterly till June 2023	923.90 3,724.58	1,280.15 4,924.77
			-	417.27

## b) Details of repayment, rate of interest and security for loans from bank and financial institutions including current maturities :

(₹ in lakhs)

Name of the Lender/ Nature of securities	Rate of Interest	Terms of Repayment	As at 31 March 2021	As at 31 March 2020
<b>(i) Indian rupee term loans from banks</b>				
<b>SVC Co-operative Bank Ltd. :</b> (1) First pari passu charge on the entire movable and immovable fixed assets of the Company (both present and future) other than exclusively charged along with existing lenders; (2) Second pari passu charge with existing term lenders on current assets	-8.30% spread over PLR. Effective Rate of Interest as on 31 March 2021 is 9.75%.	60 monthly installments of ₹ 83.33 lakhs starting from 1 September 2022, till August 2027.	4,932.44	-
<b>(ii) Indian rupee term loans from financial institutions</b>				
<b>Aditya Birla Finance Limited (ABFL) :</b> Exclusive charge on commercial property located at Ashford Centre, Floor No. 1,2,3, 4,7 Senapati Bapat Marg, Lower Parel	Long Term Reference Rate of ABFL (LTRR) + Spread. LTRR at present is 17.85%. Spread at present is - 6.15% to -6.60%. Effective rate of interest as on 31 March 2021 is 11.25 p.a. ( 31 March 2020 : 11.25% p.a.)	58 equal monthly installments of ₹ 112.15 lakhs and additional principal amount payable in 58 month of ₹ 227.45 lakhs	5,110.73	5,568.47
<b>Aditya Birla Finance Limited (ABFL) :</b> Exclusive charge at Industrial Property spread across land area of 6.73 acres owned by Ashoka Liquors Private Limited. (Refer note 46)	Long Term Reference Rate of ABFL (LTRR) + Spread. LTRR at present is 17.85%. Spread at present is - 6.15% to -6.60%. Effective rate of interest as on 31 March 2021 is 11.70 % p.a. ( 31 March 2020 : 11.70% p.a.)	98 equal monthly installments of ₹ 112.15 lakhs and additional principal amount payable in 98 month of ₹ 119.76 lakhs	4,688.13	4,710.27
<b>(iii) Foreign currency term loans from banks</b>				
<b>Axis Bank Limited :</b> (1) First pari passu charge on the entire movable and immovable fixed assets (both present and future) other than exclusively charged along with existing lenders; (2) Second pari-passu charge on entire current assets of the Company ; and (3) Personal guarantee of Mr. Kishore Chhabria (Refer note 46)"	LIBOR+4.75% - 5.01% p.a. as on 31 March 2021 (31 March 2020: 6.67% p.a.)	USD 1.79 lakhs (₹ 133.20 lakhs) to be paid every quarter till September 2023	1,295.03	1,830.57
<b>Total</b>			<b>29,017.33</b>	<b>30,063.29</b>

\* Unsecured loan from related party is chargeable at a fixed rate of interest at 15%. p.a

Note : First charge on current assets is with working capital bankers. Second charge would be ceded on reciprocal basis, in line with the existing security structure.

## (c) Reconciliation of liabilities arising from financing activities

(₹ in lakhs)

Particulars	As at 31 March 2021	As at 31 March 2020
Cash and cash equivalents	4,305.93	7,184.94
Lease liabilities	1,980.06	1,881.48
Non-current borrowings (including current maturities)	29,276.17	32,026.24
Current borrowings	65,817.78	70,817.03

(₹ in lakhs)

Particulars	Cash and cash equivalents	Lease liabilities	Non-current borrowings (including current maturities)	Current borrowings	Others#	Total
<b>Balance as at 1 April 2019</b>	<b>1,879.80</b>	<b>-</b>	<b>37,287.42</b>	<b>95,794.90</b>	<b>-</b>	<b>1,31,202.52</b>
Transition impact on account of adoption of Ind AS 116 'Leases'	-	1,896.71	-	-	-	1,896.71
Cash flows (net)	5,305.14	-	-	-	-	(5,305.14)
Unrealised loss	-	-	173.10	-	-	173.10
Proceeds/repayment of borrowings (net)	-	-	(5,768.83)	(24,977.87)	-	(30,746.70)
Addition of lease liabilities	-	1.21	-	-	-	1.21
Repayment of lease liabilities	-	(213.41)	-	-	-	(213.41)
Finance costs	-	196.97	4,593.90	11,417.23	1,810.97	18,019.07
Finance costs paid	-	-	(4,259.35)	(11,417.23)	(1,810.97)	(17,487.55)
<b>Balance as at 31 March 2020</b>	<b>7,184.94</b>	<b>1,881.48</b>	<b>32,026.24</b>	<b>70,817.03</b>	<b>-</b>	<b>97,539.81</b>
Cash flows (net)	(2,879.01)	-	-	-	-	2,879.01
Unrealised loss	-	-	47.38	-	-	47.38
Proceeds/repayment of borrowings (net)	-	-	(2,458.06)	(4,999.25)	-	(7,457.31)
Addition of lease liabilities	-	597.84	-	-	-	597.84
Repayment of lease liabilities	-	(717.43)	-	-	-	(717.43)
Finance costs	-	218.17	3,375.84	8,052.91	2,504.03	14,150.95
Finance costs paid	-	-	(3,715.23)	(8,052.91)	(2,504.03)	(14,272.17)
<b>Balance as at 31 March 2021</b>	<b>4,305.93</b>	<b>1,980.06</b>	<b>29,276.17</b>	<b>65,817.78</b>	<b>-</b>	<b>92,768.08</b>

# Represents liabilities other than borrowings / leases for which the Company has incurred finance costs.

## 24 Lease liabilities (non-current)

(₹ in lakhs)

Particulars	As at 31 March 2021	As at 31 March 2020
Lease obligation (Refer note 54)	1,980.06	1,881.48
Less: Current maturities of lease obligation	(274.16)	(625.33)
<b>Total</b>	<b>1,705.90</b>	<b>1,256.15</b>



**25 Provisions (non-current)**

(₹ in lakhs)

Particulars	As at 31 March 2021	As at 31 March 2020
<b>Provision for employee benefits</b>		
Gratuity (Refer note 47)	904.22	819.85
Superannuation	357.50	340.95
<b>Total</b>	<b>1,261.72</b>	<b>1,160.80</b>

**26 Current borrowings**

(₹ in lakhs)

Particulars	As at 31 March 2021	As at 31 March 2020
<b>Secured</b>		
Cash credit/working capital demand loan from banks (repayable on demand) (Refer note (a)(i))	33,411.05	35,275.10
Bill discounting (repayable on demand) (Refer note (a)(iii))	30,584.75	33,704.41
<b>Unsecured</b>		
Cash credit/working capital demand loan from banks (repayable on demand)	1,813.82	-
From related party (Director) (repayable on demand) (Refer note 46)	-	1,200.00
From related party (Refer note 46)	8.16	637.52
<b>Total</b>	<b>65,817.78</b>	<b>70,817.03</b>

**a) Details of security for loans :**

(₹ in lakhs)

Name of the Bank	Nature of securities	As at 31 March 2021	As at 31 March 2020
<b>(i) Cash credit/working capital demand loan from banks (repayable on demand)</b>			
Axis Bank Limited	Primary - First pari passu hypothecation charge on entire current assets. Collateral - (i) First pari passu charge on property in the name of M/s Tracstar Distillers Private Limited; (ii) Second pari passu charge on all movable and immovable fixed assets of the Company present and future except assets which are exclusively charged to term loan lenders;	1,974.69	1,984.51
Axis Bank Limited	Corporate guarantee - M/s Tracstar Distillers Private Limited (Refer note 46).	4,200.00	4,200.00
State Bank of India	Primary - First pari passu hypothecation charge on entire current assets. Collateral - (i) First pari passu charge on property in the name of M/s Tracstar Distillers Private Limited; (ii) Second pari passu charge on fixed assets or mortgaged properties of the Company present and future except building / vehicle which are exclusively charged to other lenders. Corporate guarantee - M/s Tracstar Distillers Private Limited (Refer note 46).	8,047.24	9,061.58

**a) Details of security for loans :**

(₹ in lakhs)

Name of the Bank	Nature of securities	As at 31 March 2021	As at 31 March 2020
Yes Bank Limited	(i) First pari passu hypothecation charge on entire current assets. (ii) Second pari passu charge on all movable fixed assets of the Company present and future except assets which are exclusively charged to term loan lenders. (iii) Extension of second pari passu charge by way of equitable mortgage over the factory, land and building and other immovable assets of the company located at plot no. 5,6,7 and 7A, MIDC, Industrial Area, Aurangabad. (iv) Extension of first pari passu charge by way of equitable mortgage over the factory, land and building and other immovable assets belonging to M/s Tracstar Distillers Private Limited. (v) Corporate guarantee of M/s Tracstar Distillers Private Limited (Refer note 46).	5,215.44	5,029.17
South Indian Bank Limited	Primary - First pari passu hypothecation charge on entire current assets. Collateral - (i) First pari passu charge on property in the name of M/s Tracstar Distillers Private Limited; (ii) Second pari passu charge on all immovable fixed asset of the Company excluding exclusively charged to other lenders. Corporate guarantee - M/s Tracstar Distillers Private Limited (Refer note 46).	4,501.24	4,522.31
Rabo Bank	(i) First pari passu charge by way of hypothecation of all present and future current assets; (ii) Second pari passu charge on all immovable fixed assets present and future of the Company.	4,942.59	5,985.80
Saraswat Co-operative Bank Ltd.	Primary - First pari passu charge on entire current assets of the Parent Company. Collateral - (i) Second hypothecation charge on pari passu basis on all movable and immovable assets of the Company (except vehicle, freehold land of Ambala and office premises); (ii) Second Pari passu charge on factory land and building of M/s Tracstar Distilleries Private Limited. Corporate guarantee - M/s Tracstar Distillers Private Limited (Refer note 46).	3,940.03	3,983.16
SVC Co-operative Bank Ltd.	Secured against fixed deposit	82.53	-
Punjab National Bank	Secured against fixed deposit	507.29	508.57
<b>Sub-total</b>		<b>33,411.05</b>	<b>35,275.10</b>
<b>(ii) Bill discounting (repayable on demand)</b>			
IDFC First Bank	Primary - Exclusive charge over Telangana State Beverage Corporation Ltd. (TSBCL) cash flows. Collateral - Second pari passu charge on immovable assets of the Company. Corporate guarantee - M/s Tracstar Distillers Private Limited (Refer note 46).	14,760.91	17,606.02



## a) Details of security for loans :

(₹ in lakhs)

Name of the Bank	Nature of securities	As at 31 March 2021	As at 31 March 2020
IndusInd Bank Limited	(i) First pari passu hypothecation charge on entire current assets.  (ii) Second pari passu charge on all fixed assets of the Company present and future except assets which are exclusively charged to term loan lenders.  (iii) Updated cheque for the entire facility amount.	6,340.08	6,467.90
Yes Bank Limited	(i) First pari passu hypothecation charge on entire current assets. (ii) Second pari passu charge on all movable fixed assets of the Company present and future except assets which are exclusively charged to term loan lenders. (iii) Extension of second pari passu charge by way of equitable mortgage over the factory, land and building and other immovable assets of the company located at plot no. 5,6,7 and 7A, MIDC, Industrial Area, Aurangabad. (iv) Extension of first pari passu charge by way of equitable mortgage over the factory, land and building and other immovable assets belonging to M/s Tracstar Distillers Private Limited. (v) Corporate guarantee of M/s Tracstar Distillers Private Limited (Refer note 46).	9,483.76	9,630.48
<b>Sub-total</b>		<b>30,584.75</b>	<b>33,704.41</b>

**Note:** First charge on current assets is with working capital bankers. Second charge would be ceded on reciprocal basis, in line with the existing security structure.

## 27 Current lease liabilities

(₹ in lakhs)

Particulars	As at 31 March 2021	As at 31 March 2020
Lease obligation (Refer note 54)	274.16	625.33
<b>Total</b>	<b>274.16</b>	<b>625.33</b>

## 28 Trade payables

(₹ in lakhs)

Particulars	As at 31 March 2021	As at 31 March 2020
<b>Trade payables</b>		
Dues of micro and small enterprises	15,598.80	16,745.33
Dues of creditors other than micro and small enterprises	21,681.37	26,549.66
<b>Total</b>	<b>37,280.17</b>	<b>43,294.99</b>

**Note:** The dues to micro and small enterprises as required under Micro, Small and Medium Enterprise Development Act, 2006 (MSMED) to the extent information available with the Company is given below :



(₹ in lakhs)

Particulars	As at 31 March 2021	As at 31 March 2020
(a) Principal amount and Interest due thereon remaining unpaid to any supplier covered under MSMED Act, 2006 : Principal amount due to micro and small enterprises Interest due on above	15,598.80 - -	16,745.33 - -
(b) The amount of interest paid by the buyer in terms of section 16 of the MSMED Act, 2006, along with the amounts of the payment made to the supplier beyond the appointed day during each accounting year	-	-
(c) The amount of interest due and payable for the period of delay in making payment (which have been paid but beyond the appointed day during the year) but without adding the interest specified under MSMED Act, 2006. (Refer note 48(t))	-	-
(d) The amount of interest accrued and remaining unpaid at the end of each accounting year; and	-	-
(e) The amount of further interest remaining due and payable even in the succeeding years, until such date when the interest dues as above are actually paid to the small enterprise for the purpose of disallowance as a deductible expenditure under section 23 of the MSMED Act, 2006.	-	-

## 29 Other current financial liabilities

(₹ in lakhs)

Particulars	As at 31 March 2021	As at 31 March 2020
Current maturities of long-term debts (Refer note - 23)*	8,977.65	6,768.04
Current maturities of vehicle loans from banks (Refer note - 23)	155.30	447.51
Employees related liabilities	1,381.15	1,333.60
Due to tie-up units	11,478.55	8,896.08
Trade and other deposits	6,622.46	7,033.78
Other payables for expenses	12,316.35	13,481.90
Payable towards capital expenses	662.32	646.19
<b>Total</b>	<b>41,593.78</b>	<b>38,607.10</b>

(\*) Includes Interest accrued but not due ₹ 10.38 lakhs (31 March 2020 : ₹ 91.44 lakhs).

## 30 Other current liabilities

(₹ in lakhs)

Particulars	As at 31 March 2021	As at 31 March 2020
Statutory dues	20,208.08	17,127.66
Advances from customers		
- Related party (Refer note 46)	74.96	97.71
- Others	1,204.02	2,356.60
<b>Total</b>	<b>21,487.06</b>	<b>19,581.97</b>

## 31 Current Provisions

(₹ in lakhs)

Particulars	As at 31 March 2021	As at 31 March 2020
<b>Provision for employee benefits</b>		
Gratuity (Refer note 47)	319.41	303.03
Compensated absences (Refer note 47)	1,114.26	1,101.90
Superannuation	41.20	45.68
<b>Total</b>	<b>1,474.87</b>	<b>1,450.61</b>

**32 Current tax liabilities**

(₹ in lakhs)

Particulars	As at 31 March 2021	As at 31 March 2020
Provision for tax [net of advance tax of ₹ 233.01 lakhs (31 March 2020: ₹ 835.32 lakhs)]	216.76	76.29
<b>Total</b>	<b>216.76</b>	<b>76.29</b>

**33 Revenue from operations**

(₹ in lakhs)

Particulars	Year ended 31 March 2021	Year ended 31 March 2020
<b>Revenue from contracts with customer</b>		
<b>Sale of goods</b>		
Indian made foreign liquor (IMFL)	6,29,893.28	8,00,057.88
Extra neutral spirit (ENA)	2,948.88	4,552.24
By-products	3,023.86	5,628.16
<b>Revenue from contracts with customer</b>	<b>6,35,866.02</b>	<b>8,10,238.28</b>
<b>Other operating revenue</b>		
Royalty	60.20	98.58
Export entitlements	1,039.79	511.20
Scrap and other sales	911.51	1,058.39
<b>Total</b>	<b>6,37,877.52</b>	<b>8,11,906.45</b>

**34 Other income**

(₹ in lakhs)

Particulars	Year ended 31 March 2021	Year ended 31 March 2020
<b>Interest income on financial assets measured at amortised cost:</b>		
Interest on deposits with bank	263.26	207.80
Interest on loans to related party (Refer note 46)	121.53	106.19
Interest on deposits and advances	6.26	7.80
Deemed interest on inter-corporate deposit to subsidiary	11.37	11.03
Interest on refund of income tax	-	84.32
Profit on sale of investment	-	1.35
Liabilities no longer required written back	606.09	590.02
Profit on sale of property, plant and equipment	6.29	-
Provision no longer required written back	245.29	101.12
Refund of excess statutory dues paid	469.73	418.24
Miscellaneous income	270.16	221.13
<b>Total</b>	<b>1,999.98</b>	<b>1,749.00</b>

**35 Cost of materials consumed**

(₹ in lakhs)

Particulars	Year ended 31 March 2021	Year ended 31 March 2020
Raw materials consumed	62,978.72	90,487.68
Packing materials consumed	76,065.73	94,024.36
<b>Total</b>	<b>1,39,044.45</b>	<b>1,84,512.04</b>

**36 Purchases of stock-in-trade**

(₹ in lakhs)

Particulars	Year ended 31 March 2021	Year ended 31 March 2020
Purchase of Indian made foreign liquor (IMFL)	373.01	518.14
<b>Total</b>	<b>373.01</b>	<b>518.14</b>

**37 Changes in inventories of finished goods, stock-in-trade and work-in-progress**

(₹ in lakhs)

Particulars	Year ended 31 March 2021	Year ended 31 March 2020
Opening stock		
Finished goods	21,071.09	21,445.16
Work-in-progress	2,510.37	3,509.04
Stock-in-trade	32.47	22.32
	<b>23,613.93</b>	<b>24,976.52</b>
Less:		
Closing stock		
Finished goods	17,949.86	21,071.09
Work-in-progress	2,179.19	2,510.37
Stock-in-trade	32.47	32.47
	<b>20,161.52</b>	<b>23,613.93</b>
Increase/ (Decrease) in inventories	3,452.41	1,362.59
Increase in excise duty on finished goods	(764.67)	393.49
<b>Total</b>	<b>2,687.74</b>	<b>1,756.08</b>

**38 Employee benefit expense**

(₹ in lakhs)

Particulars	Year ended 31 March 2021	Year ended 31 March 2020
Salaries, wages and bonus	15,941.78	16,620.68
Contribution to provident and other funds (Refer note 47)	1,015.09	973.81
Staff welfare expenses	193.36	171.44
<b>Total</b>	<b>17,150.23</b>	<b>17,765.93</b>

**39 Finance costs**

(₹ in lakhs)

Particulars	Year ended 31 March 2021	Year ended 31 March 2020
<b>On financial liabilities measured at amortised cost</b>		
Term loans	3,375.84	4,593.90
On working capital facility from bank	7,943.93	11,050.53
On lease liabilities	218.17	196.97
Interest on delay in payment of statutory dues	928.60	693.21
Reimbursement to tie-up units for interest on delayed payments	494.66	267.33
Interest on loan from related party (Refer note 46)	108.98	366.69
Interest others	1,080.77	850.44
<b>Total</b>	<b>14,150.95</b>	<b>18,019.07</b>

**40 Depreciation and amortisation expenses**

(₹ in lakhs)

Particulars	Year ended 31 March 2021	Year ended 31 March 2020
Depreciation of property, plant and equipment	5,191.02	6,295.09
Depreciation of right to use assets	494.92	427.84
Amortisation of intangible assets	137.20	162.58
<b>Total</b>	<b>5,823.14</b>	<b>6,885.51</b>



**41 Other expenses**

(₹ in lakhs)

Particulars	Year ended 31 March 2021	Year ended 31 March 2020
Consumption of stores and spare parts	1,578.87	1,846.51
Power and fuel	2,632.86	3,534.83
Rent	725.46	1,042.82
Contract labour charges	5,538.79	5,854.24
Repairs to building	25.82	32.73
Repairs to machinery	557.48	671.16
Repairs others	696.94	717.65
Insurance	499.35	304.49
Security charges	501.92	436.61
Rates and taxes	4,366.19	4,445.10
Excise levies and escort charges	9,149.43	12,118.58
Import fee	46.42	24.47
Bottling charges	4,094.50	5,901.68
Water charges	118.83	220.63
Travelling expenses	923.51	1,840.09
Legal and professional fees	2,791.79	2,735.27
Merger expenses	-	0.52
Auditors' remuneration (Refer note 41(A))	119.59	130.93
Selling and distribution expenses	7,477.37	9,950.67
Sales and business promotion	9,066.28	13,161.79
Commission	2,410.25	4,642.09
Conference and seminar	7.80	56.00
Provision for doubtful debts	1,144.22	88.86
Provision for doubtful advances	-	375.00
Bad debts and advances written off (net of provision reversal ₹ 368.25 lakhs) (March 2020: Nil)	50.00	411.33
Loans and advances written off (net of provision reversal ₹ 453.90 lakhs) (March 2020: Nil)	-	-
Loss on sale of property, plant and equipment	-	56.65
Donations	101.00	0.25
Corporate social responsibilities (Refer note 52)	183.63	23.21
Bank charges	62.24	5.06
Foreign exchange loss - (net)	190.20	14.58
Miscellaneous expenses	968.84	989.52
<b>Total</b>	<b>56,029.58</b>	<b>71,633.32</b>

**41A Auditors' remuneration (including taxes)**

(₹ in lakhs)

Particulars	Year ended 31 March 2021	Year ended 31 March 2020
Statutory audit	118.00	126.86
Out of pocket expenses	1.59	4.07
<b>Total</b>	<b>119.59</b>	<b>130.93</b>

**41B Other comprehensive income**

(₹ in lakhs)

Particulars	Year ended 31 March 2021	Year ended 31 March 2020
<b>Items that will not be reclassified to profit or loss</b>		
Actuarial gains / (loss) on defined benefit obligations	(53.12)	1.27
Income taxes on above	18.56	(0.44)
<b>Total</b>	<b>(34.56)</b>	<b>0.83</b>

**42 Tax expense/ (credit)**

(₹ in lakhs)

Particulars	Year ended 31 March 2021	Year ended 31 March 2020
<b>Current tax</b>		
Current tax for the year	455.07	-
Tax adjustments in respect of earlier years	(118.79)	(39.17)
Total current tax expense	<b>336.28</b>	<b>(39.17)</b>
<b>Deferred taxes</b>		
Change in deferred tax assets (Other than adjustments in OCI)	474.41	914.58
Change in deferred tax assets in respect of earlier years	-	(1,786.92)
Change in deferred tax liabilities	195.84	(325.52)
<b>Net deferred tax expense/(credit)</b>	<b>670.25</b>	<b>(1,197.86)</b>
<b>Total income tax expense/(credit), net</b>	<b>1,006.53</b>	<b>(1,237.03)</b>

**42.1 The reconciliation of estimated income tax expense at tax rate to income tax expense reported in the statement of profit and loss is as follows for 31 March 2021 and 31 March 2020:**

(₹ in lakhs)

Particulars	Year ended 31 March 2021	Year ended 31 March 2020
<b>Profit before income tax expense</b>	1,577.43	253.86
Income tax expense at statutory tax rate i.e. 34.94%	551.22	88.71
<b>Tax effect of amounts which are not deductible / (taxable) in calculating taxable income</b>		
Carried forward business losses and depreciation adjusted	-	(1,786.92)
Permanent difference on account of fair valuation asset acquired	369.08	441.47
Permanent differences on account of expenses disallowed	106.12	-
Tax adjustments in respect of earlier years	(118.79)	(39.17)
Others	98.91	58.88
<b>Income tax expense/(credit)</b>	<b>1,006.53</b>	<b>(1,237.03)</b>

## 42.2 Deferred tax related to the following:

(₹ in lakhs)

Particulars	As at 31 March 2020	Expense/ (credit)			As at 31 March 2021
		Adjusted to retained earnings*	Recognised in Profit and loss	Recognised in OCI	
<b>Deferred tax liabilities on account of:</b>					
Difference between book depreciation and depreciation as per Income Tax Act, 1961	647.03	-	284.70	-	931.73
Financial assets and financial liabilities at amortised cost	310.43	-	(86.30)	-	224.13
Others	65.16	-	(2.56)	-	62.60
<b>Total deferred tax liabilities (A)</b>	<b>1,022.62</b>	<b>-</b>	<b>195.84</b>	<b>-</b>	<b>1,218.46</b>
<b>Deferred tax assets on account of:</b>					
MAT credit entitlement	1,405.00	-	(662.81)	-	742.19
Employee benefits	955.37	-	10.52	18.56	984.45
Provision for expected credit loss	784.71	-	70.71	-	855.42
Difference in book values and tax base values of ROU assets and lease liabilities	45.15	-	(7.49)	-	37.66
Others	80.93	-	114.66	-	195.59
<b>Total deferred tax assets (B)</b>	<b>3,271.16</b>	<b>-</b>	<b>(474.41)</b>	<b>18.56</b>	<b>2,815.31</b>
<b>Deferred tax assets (net) (B - A)</b>	<b>2,248.54</b>	<b>-</b>	<b>(670.25)</b>	<b>18.56</b>	<b>1,596.85</b>

(₹ in lakhs)

Particulars	As at 1 April 2019	Expense/ (credit)			As at 31 March 2020
		Adjusted to retained earnings*	Recognised in Profit and loss	Recognised in OCI	
<b>Deferred tax liabilities on account of:</b>					
Difference between book depreciation and depreciation as per Income Tax Act, 1961	894.33	-	(247.30)	-	647.03
Financial assets and financial liabilities at amortised cost	391.21	-	(80.78)	-	310.43
Others	62.60	-	2.56	-	65.16
<b>Total deferred tax liabilities (A)</b>	<b>1,348.14</b>	<b>-</b>	<b>(325.52)</b>	<b>-</b>	<b>1,022.62</b>
<b>Deferred tax assets on account of:</b>					
MAT credit entitlement	698.61	-	706.39	-	1,405.00
Employee benefits	917.21	-	38.60	(0.44)	955.37
Provision for expected credit loss	655.42	-	129.29	-	784.71
Difference in book values and tax base values of ROU assets and lease liabilities	-	(50.23)	95.38	-	45.15
Others	101.80	76.45	(97.32)	-	80.93
<b>Total deferred tax assets (B)</b>	<b>2,373.04</b>	<b>26.22</b>	<b>872.34</b>	<b>(0.44)</b>	<b>3,271.16</b>
<b>Deferred tax assets (net) (B - A)</b>	<b>1,024.90</b>	<b>26.22</b>	<b>1,197.86</b>	<b>(0.44)</b>	<b>2,248.54</b>

\*Tax impact on account of adoption of Ind AS 116 'Leases' (Refer note 22)

## 43 Fair value measurements

## Financial instruments by category:

(₹ in lakhs)

Particulars	31 March 2021				31 March 2020			
	Amortised cost	Fair value through profit and loss	Fair value through other comprehensive income	Total	Amortised cost	Fair value through profit and loss	Fair value through other comprehensive income	Total
<b>Financial assets - non-current</b>								
Investment	0.11	0.28	2,210.44	2,210.83	0.11	0.25	-	0.36
Loans	2,210.30	-	-	2,210.30	2,066.50	-	-	2,066.50
Other financial assets	4,055.79	-	-	4,055.79	3,008.55	-	-	3,008.55
<b>Financial assets - current</b>								
Trade receivables	86,692.96	-	-	86,692.96	93,474.54	-	-	93,474.54
Cash and cash equivalents	4,305.93	-	-	4,305.93	7,184.94	-	-	7,184.94
Other bank balances	2,676.09	-	-	2,676.09	3,102.61	-	-	3,102.61
Loans	936.18	-	-	936.18	416.65	-	-	416.65
Other financial assets	1,603.09	-	-	1,603.09	3,460.72	-	-	3,460.72
<b>Financial liabilities - non-current</b>								
Borrowings (including current maturities)	29,276.17	-	-	29,276.17	32,026.24	-	-	32,026.24
Lease liabilities	1,705.90	-	-	1,705.90	1,256.15	-	-	1,256.15
<b>Financial liabilities - current</b>								
Borrowings	65,817.78	-	-	65,817.78	70,817.03	-	-	70,817.03
Lease liabilities	274.16	-	-	274.16	625.33	-	-	625.33
Trade payables	37,280.17	-	-	37,280.17	43,294.99	-	-	43,294.99
Other financial liabilities	32,460.83	-	-	32,460.83	31,391.55	-	-	31,391.55

Note: All the above amounts are net of provisions for impairment.

## I. Fair value hierarchy

The fair values of the financial assets and liabilities are included at the amount that would be received to sell an asset or paid to transfer a liability in an orderly transaction between market participants at the measurement date.

This section explains the judgements and estimates made in determining the fair values of the financial instruments that are (a) recognised and measured at fair value and (b) measured at amortised cost and for which fair values are disclosed in the financial statements. To provide an indication about the reliability of the inputs used in determining fair value, the Company has classified its financial instruments into the three levels prescribed under the accounting standard. An explanation of each level is as follows: "

**Level 1:** Level 1 hierarchy includes financial instruments measured using quoted prices. For example, listed equity instruments that have quoted market price.

**Level 2:** The fair value of financial instruments that are not traded in an active market (for example, traded bonds, over-the-counter derivatives) is determined using valuation techniques which maximise the use of observable market data and rely as little as possible on entity-specific estimates. If all significant inputs required to fair value an instrument are observable, the instrument is included in level 2.

**Level 3:** If one or more of the significant inputs is not based on observable market data, the instrument is included in level 3. This is the case for unlisted equity securities, contingent consideration and indemnification asset included in level 3.

The carrying amounts of investment, loans, trade receivables, cash and cash equivalents, other bank balances, other financial assets, trade payables, borrowings, lease liabilities and other financial liabilities are considered to be approximately equal to the fair value, due to their short term nature and are re-priced frequently. All financial assets and liabilities are categorised under Level 3 of fair value hierarchy. There has been no transfers between levels during the year/ previous year.

#### 44 Financial risk management

The Company is exposed primarily to fluctuations in foreign exchange, interest rate, credit quality and liquidity management which may adversely impact the fair value of its financial assets and liabilities. The Company has a risk management policy which covers the risk associated with its financial assets and liabilities. The risk management policy is approved by the Board of Directors. The focus is to assess the unpredictability of the financial environment and to mitigate potential adverse effect on the financial performance of the Company.

The Company's principal financial liabilities comprises of borrowings, lease liabilities, trade payables and other financial liabilities. The Company's principal financial assets include loans, trade receivables, cash and bank balances and other bank balances, other financial assets that derive directly from its operations.

##### A Credit risk

Credit risk arises from cash and cash equivalents, financial assets measured at amortised cost and other balances with banks and financial institutions, as well as credit exposures to trade receivables.

Credit risk arises from the possibility that the counter party may not be able to settle their obligations as agreed. The maximum exposure to the credit risk at the reporting date is primarily from trade receivables (gross) amounting to ₹ 88,926.93 lakhs (31 March 2020: ₹ 95,052.20 lakhs). Trade receivables are typically unsecured and are derived from revenue earned from 2 main classes of trade receivables, receivable from sales to government corporations and receivables from sales to private third parties.

Credit risk is managed by the Company through credit approvals, establishing credit limits and continuously monitoring the credit worthiness of customers to which the Company grants credit terms in the normal course of business. The Company uses expected credit loss model, which is applied to overdue receivables other than receivables from government corporations (where the counterparty risk is assessed to be insignificant). The Company's credit risk is concentrated mostly to states where goods are sold to private third parties.

Bank balances and deposits are held with only high rated banks and security deposits are placed majorly with government agencies. Hence, in these case the credit risk is negligible.

The table below provide details regarding past dues receivables as at each reporting date:

(₹ in lakhs)

Particulars	As at 31 March 2021	As at 31 March 2020
Upto 180 days	74,007.45	85,815.76
More than 180 days	14,919.48	9,236.44
<b>Total</b>	<b>88,926.93</b>	<b>95,052.20</b>
Provision for expected credit loss	2,233.97	1,577.66

##### B Liquidity risk

Liquidity risk is the risk that the Company may not be able to meet its present and future cash and collateral obligations without incurring unacceptable losses. The Company's objective is to maintain optimum levels of liquidity and to ensure that funds are available for use as per requirement.

The liquidity risk principally arises from obligations on account of financial liabilities viz. borrowings, lease liabilities, trade payables and other financial liabilities.

The finance department of the Company is responsible for liquidity and funding as well as settlement management. In addition, processes and policies related to such risks are overseen by senior management. Management monitors the Company's net liquidity position through trade receivables or through short term borrowings on need basis.

##### (i) Financing arrangements :

The Company had access to the following undrawn borrowing facilities at the end of reporting period:

(₹ in lakhs)

Particulars	As at 31 March 2021	As at 31 March 2020
Floating rate Expiring within one year (Cash credit/ working capital demand loan)	3,659.87	1,599.05

##### (ii) Maturities of financial liabilities :

The table below summarises the maturity profile of the Company's financial liabilities based on contractual discounted payments at each reporting date. Amounts disclosed under note 23 are carrying values based on amortised cost:

##### As at 31 March 2021

(₹ in lakhs)

Particulars	Upto 1 year	Between 1 and 5 years	Beyond 5 years	Total
<b>Non-derivatives</b>				
Borrowings (including current maturities)	74,950.73	15,872.78	4,270.44	95,093.95
Lease liabilities	274.16	1,066.80	639.10	1,980.06
Trade payables	37,280.17	-	-	37,280.17
Other financial liabilities	32,460.83	-	-	32,460.83
<b>Total</b>	<b>1,44,965.89</b>	<b>16,939.58</b>	<b>4,909.54</b>	<b>1,66,815.01</b>

##### As at 31 March 2020

(₹ in lakhs)

Particulars	Upto 1 year	Between 1 and 5 years	Beyond 5 years	Total
<b>Non-derivatives</b>				
Borrowings (including current maturities)	78,032.58	20,427.26	4,383.43	1,02,843.27
Lease liabilities	625.33	406.19	849.96	1,881.48
Trade payables	43,294.99	-	-	43,294.99
Other financial liabilities	31,391.55	-	-	31,391.55
<b>Total</b>	<b>1,53,344.45</b>	<b>20,833.45</b>	<b>5,233.39</b>	<b>1,79,411.29</b>

Installments falling due with in a year in respect of all the above Loans aggregating ₹ 9,132.95 lakhs (31 March 2020: ₹ 7,215.55 lakhs) have been grouped under ""Current maturities of long-term debt and Current maturities of vehicle loans from banks"" (Refer note 29).

Company has decided to avail the benefits available under Moratorium scheme announced by Reserve Bank of India (RBI). Under this scheme, Management has an option to defer the repayment of loans falling due between March 2020 to August 2020 on payment of applicable interest. Based on the above, current maturity has been shown as per the updated repayment schedule available with the Company.

##### C Market risk

Market risk is the risk that the fair value of future cash flows of a financial instrument will fluctuate because of changes in market prices. Market risk comprises three types of risk: Foreign currency risk, interest rate risk and price risk. The company's exposure to market risk is primarily on account of foreign currency exchange rate risk and interest rate risk.

##### (i) Foreign currency risk

Foreign currency risk is the risk that the fair value or future cash flows of an exposure will fluctuate because of changes in foreign exchange rates. The risk primarily relates to fluctuations in receivables, trade payables, borrowings and other payables denominated in USD, GBP and AED against the functional currency INR of the Company.

The Company's risk management policy is to assess the Company's net exposures which is mainly represented by receivable and payable towards exports and imports respectively, and partly represented by the loans availed in foreign currencies. The Company can hedge its net exposures with a view on forex outlook.



**Derivative instruments and unhedged foreign currency exposure****(a) Derivative contracts outstanding**

(Amount in lakhs)

Particulars	31 March 2021		31 March 2020	
Forward contracts to sell USD	USD	2.50	-	-
Forward contracts to buy USD	USD	12.50	-	-

**(b) The Company's exposure to unhedged foreign currency risk at the end of reporting period are as under:**

(Amount in lakhs)

Particulars	31 March 2021			31 March 2020		
	USD	GBP	AED	USD	GBP	AED
<b>Financial assets</b>						
Trade receivables	28.42	-	-	21.59	0.14	-
<b>Exposure to foreign currency risk (assets)</b>	<b>28.42</b>	<b>-</b>	<b>-</b>	<b>21.59</b>	<b>0.14</b>	<b>-</b>
<b>Financial liabilities</b>						
Trade payables	-	11.10	0.02	-	9.15	-
Borrowings	5.36	-	-	25.00	-	-
Employees related liabilities	-	-	1.28	-	-	0.69
<b>Exposure to foreign currency risk (liabilities)</b>	<b>5.36</b>	<b>11.10</b>	<b>1.30</b>	<b>25.00</b>	<b>9.15</b>	<b>0.69</b>

Particulars	USD	GBP	AED
Closing rate of foreign currency as on 31 March 2021 (in ₹)	71.87	102.93	20.75
Closing rate of foreign currency as on 31 March 2020 (in ₹)	75.39	93.08	20.53

**Sensitivity to foreign currency risk**

The following table demonstrates the sensitivity in foreign currency with all other variables held constant. The below impact on the Company's profit before tax is based on changes in the fair value of foreign currency monetary assets and liabilities at balance sheet date:

(₹ in lakhs)

Currencies	31 March 2021		31 March 2020	
	Increase by 2%	Decrease by 2%	Increase by 2%	Decrease by 2%
USD	33.15	(33.15)	(5.15)	5.15
GBP	(22.86)	22.86	(16.78)	16.78
AED	(0.54)	0.54	(0.28)	0.28

**(ii) Cash flow and fair value interest rate risk**

This refers to risk to company's cash flow and profits on account of movement in market interest rates. The company's interest rate risk is mainly due to the borrowings acquired at floating interest rate.

The Company's borrowings (non-current and current) structure at the end of reporting period are as follows:

(₹ in lakhs)

Particulars	As at 31 March 2021	As at 31 March 2020
Variable rate borrowings	63,641.99	64,829.81
Fixed rate borrowings	31,443.80	36,805.30
Interest free rate borrowings	8.16	1,208.16
<b>Total</b>	<b>95,093.95</b>	<b>1,02,843.27</b>

**Sensitivity analysis**

(₹ in lakhs)

Particulars	Impact on profit before tax	
	31 March 2021	31 March 2020
Increase by 50 bps	(318.21)	(324.15)
Decrease by 50 bps	318.21	324.15

**45 Capital management**

The company's objectives when managing capital are to -

- safeguard their ability to continue as a going concern, so that they can continue to provide returns for shareholders and benefits for other stakeholders, and
- maintain an optimal capital structure to reduce the cost of capital.

In order to maintain or adjust the capital structure, the company may adjust the amount of dividends paid to shareholders.

The Company monitors its capital by using gearing ratio, which is net debt divided by total equity. Net debt includes non-current borrowings (including current maturities) and short term borrowings net of cash and cash equivalents and equity comprises of equity share capital and other equity.

**A. The amount managed as capital by the company are summarised as follows:**

(₹ in lakhs)

Particulars	As at 31 March 2021	As at 31 March 2020
Debt	95,093.95	1,02,843.27
Less: Cash and cash equivalents	(4,305.93)	(7,184.94)
Net Debt	90,788.02	95,658.33
Total Equity	39,224.96	38,688.62
<b>Capital gearing ratio</b>	<b>2.31</b>	<b>2.47</b>

Bank loans availed by the Company contain certain debt covenants which are required to be complied with. The Limitation of indebtedness covenant gets suspended once the Company meets the certain prescribed criteria. As of the reporting date, the Company is not in compliance with certain performance linked financial covenants. The Company is trying to ensure compliance with the covenants as soon as possible. The banks have not levied any material interest/penalty nor have they communicated any intention to recall the loans or make them repayable immediately, in view of the above matter.

**B. Dividends**

The Company has not paid any dividend to its shareholders in F.Y. 2020-21 and F.Y. 2019-20.

**46 Related party disclosures, as per Ind AS 24**

In accordance with the requirement of Indian Accounting Standard (Ind AS) 24 "Related Party Disclosures", name of the related party and related party relationships, are disclosed where transactions have taken place during the reporting period.

**(a) List of related parties**

<b>Subsidiaries</b>	NV Distilleries & Breweries (AP) Private limited Deccan Star Distillers India Private Limited Sarthak Blenders and Bottlers Private Limited Chitwan Blenders and Bottlers Private Limited
<b>Enterprises where key management</b>	Oriental Radios Private Limited Rayanyarn Import Company Private Limited Starvoice Properties Private Limited Power Brand Enterprises India Private Limited Pitambari Properties Private Limited Lalita Properties Private Limited Bhuneshwari Properties Private Limited Ashoka Liquors Private Limited Tracstar Investments Private Limited Tracstar Distillers Private Limited Surji Consultant India Private Limited Spiritus Private Limited Marketing Incorporated Private Limited NBB Consultants ( w.e.f 1 September 2019) ABD Dwelling Private Limited (wholly owned subsidiary w.e.f 15 July 2021) Madanlal Estates Private Ltd (wholly owned subsidiary w.e.f 15 July 2021) Woodpecker Investments Private Limited Surji Agro Foods Private Limited

Key management personnel	Kishore Chhabria
	Bina K Chhabria
	Deepak Roy
	Utpal Kumar Kishore Chhabria
	Bina K Chhabria
	Deepak Roy
	Utpal Kumar Ganguli
	Nicholas Blazquez*
	Ramakrishnan Ramaswamy
	Resham Chhabria Hemdev
	Neesha Chhabria
	Paramjit Singh Gill (till 31 January 2020)

\* Deputy Chairman from 1 April 2020 till 30 June 2021 and w.e.f 1 July 2021 non-executive director

## (b) Transactions during the year with related parties :

(₹ in lakhs)

Particulars	Subsidiaries		Enterprises where key management personnel have significant influence		Key management personnel	
	31 March 2021	31 March 2020	31 March 2021	31 March 2020	31 March 2021	31 March 2020
<b>Royalty income</b>						
Surji Agro Foods Private Limited	-	-	0.02	0.92	-	-
<b>Payment to vendors on behalf of subsidiary</b>						
Sarthak Blenders and Bottlers Private Limited	120.01	149.94	-	-	-	-
<b>Interest income</b>						
NV Distilleries & Breweries (AP) Private limited	87.47	84.82	-	-	-	-
Deccan Star Distillers India Private Limited	0.05	0.04	-	-	-	-
Kishore Chhabria	-	-	-	-	13.31	-
Utpal Kumar Ganguli	-	-	-	-	20.70	21.33
<b>Sub-total</b>	<b>87.52</b>	<b>84.86</b>	<b>-</b>	<b>-</b>	<b>34.01</b>	<b>21.33</b>
<b>Expenses paid on behalf of the subsidiary</b>						
Sarthak Blenders and Bottlers Private Limited	9.62	63.28	-	-	-	-
<b>Promotional material and services</b>						
Surji Agro Foods Private Limited	-	-	-	-	-	0.84
<b>Sale of Asset</b>						
Power Brand Enterprises India Private Limited	-	-	-	0.12	-	-
<b>Interest on unsecured loan</b>						
Oriental Radios Private Limited	-	-	4.19	7.50	-	-
Tracstar Investments Private Limited	-	-	104.79	188.01	-	-
Starvoice Properties Private Limited	-	-	-	171.18	-	-
<b>Sub-total</b>	<b>-</b>	<b>-</b>	<b>108.98</b>	<b>366.69</b>	<b>-</b>	<b>-</b>
<b>Rent Expenses</b>						
Oriental Radios Private Limited	-	-	15.00	17.70	-	-
Starvoice Properties Private Limited	-	-	6.00	7.08	-	-
Rayanyarn Import Company Private Limited	-	-	1.20	1.42	-	-
Pitambari Properties Private Limited	-	-	7.20	8.49	-	-
Lalita Properties Private Limited	-	-	9.00	10.62	-	-
Woodpecker Investments Private Limited	-	-	1.20	-	-	-
Bhuneshwari Properties Private Limited	-	-	9.00	10.62	-	-
<b>Sub-total</b>	<b>-</b>	<b>-</b>	<b>48.60</b>	<b>55.93</b>	<b>-</b>	<b>-</b>

## (b) Transactions during the year with related parties :

(₹ in lakhs)

Particulars	Subsidiaries		Enterprises where key management personnel have significant influence		Key management personnel	
	31 March 2021	31 March 2020	31 March 2021	31 March 2020	31 March 2021	31 March 2020
<b>Unsecured loan / advances granted</b>						
Rayanyarn Import Company Private Limited	-	-	-	2.24	-	-
NV Distilleries & Breweries (AP) Private limited	17.01	34.06	-	-	-	-
Deccan Star Distillers India Private Limited	0.60	-	-	-	-	-
Chitwan Blenders and Bottlers Private Limited	-	-	-	-	-	-
Sarthak Blenders and Bottlers Private Limited	55.78	196.79	-	-	-	-
Kishore Chhabria	-	-	-	-	834.00	37.00
Utpal Kumar Ganguli	-	-	-	-	-	25.00
<b>Sub-total</b>	<b>73.39</b>	<b>230.85</b>	<b>-</b>	<b>2.24</b>	<b>834.00</b>	<b>62.00</b>
<b>Investment in compulsorily convertible debentures (CCD)</b>						
Madanlal Estates Private Limited	-	-	130.00	-	-	-
ABD Dwellings Private Limited	-	-	2,080.44	-	-	-
<b>Sub-total</b>	<b>-</b>	<b>-</b>	<b>2,210.44</b>	<b>-</b>	<b>-</b>	<b>-</b>
<b>Advance given for purchase of land</b>						
Power Brand Enterprises India Private Limited	-	-	-	3,600.00	-	-
<b>Refund of Advance given for purchase of land</b>						
Ashoka Liquors Private Limited	-	-	-	3,600.00	-	-
<b>Working capital advances given</b>						
Power Brand Enterprises India Private Limited	-	-	1,730.80	4,300.78	-	-
<b>Refund of customer advance</b>						
Power Brand Enterprises India Private Limited	-	-	22.75	-	-	-
<b>Receipt of Money against Receivables</b>						
Spiritus Private Limited	-	-	340.00	-	-	-
Marketing Incorporated Private Limited	-	-	190.00	-	-	-
<b>Sub-total</b>	<b>-</b>	<b>-</b>	<b>530.00</b>	<b>-</b>	<b>-</b>	<b>-</b>
<b>Business advance received back</b>						
Power Brand Enterprises India Private Limited	-	-	1,730.80	6,132.54	-	-
Chitwan Blenders and Bottlers Private Limited	710.47	734.00	-	-	-	-
<b>Repayment of Unsecured loan / advances granted</b>						
Kishore Chhabria	-	-	-	-	290.00	37.00
Utpal Kumar Ganguli	-	-	-	-	27.00	-
<b>Sub-total</b>	<b>-</b>	<b>-</b>	<b>-</b>	<b>-</b>	<b>317.00</b>	<b>37.00</b>
<b>Provision for loans and advances reversed</b>						
Chitwan Blenders and Bottlers Private Limited	453.90	101.12	-	-	-	-
<b>Loans and advances written off</b>						
Chitwan Blenders and Bottlers Private Limited	453.90	-	-	-	-	-
<b>Consultancy fee</b>						
NBB Consultants	-	-	-	348.40	-	-
<b>Unsecured borrowing availed</b>						
Bina K Chhabria	-	-	-	-	100.00	2,500.00
Tracstar Investments Private Limited	-	-	-	8.16	-	-
Starvoice Properties Private Limited	-	-	700.00	37.70	-	-
<b>Sub-total</b>	<b>-</b>	<b>-</b>	<b>700.00</b>	<b>45.86</b>	<b>100.00</b>	<b>2,500.00</b>

## (b) Transactions during the year with related parties :

(₹ in lakhs)

Particulars	Subsidiaries		Enterprises where key management personnel have significant influence		Key management personnel	
	31 March 2021	31 March 2020	31 March 2021	31 March 2020	31 March 2021	31 March 2020
<b>Repayment of unsecured borrowing</b>						
Bina K Chhabria	-	-	-	-	1,300.00	2,600.00
Tracstar Investments Private Limited	-	-	1,250.00	-	-	-
Oriental Radios Private Limited	-	-	50.00	-	-	-
Starvoice Properties Private Limited	-	-	1,329.36	1,158.34	-	-
<b>Sub-total</b>	-	-	<b>2,629.36</b>	<b>1,158.34</b>	<b>1,300.00</b>	<b>2,600.00</b>
<b>Legal and professional fees</b>						
Surji Consultant India Private Limited.	-	-	100.00	-	-	-
Sale of by-product	-	-	-	-	-	-
Power Brand Enterprises India Private Limited	-	-	-	5,135.71	-	-
<b>Deemed interest on inter-corporate deposit to subsidiary</b>						
NV Distilleries & Breweries (AP) Private Limited	11.37	11.03	-	-	-	-
<b>Others</b>						
Sarthak Blenders and Bottlers Private Limited	55.22	80.24	-	-	-	-
Chitwan Blenders and Bottlers Private Limited	-	3.46	-	-	-	-
<b>Sub-total</b>	<b>55.22</b>	<b>83.70</b>	-	-	-	-
<b>Managerial remuneration/Short term employee benefits *</b>						
Kishore Chhabria	-	-	-	-	4,473.27	4,085.17
Nicholas Blazquez	-	-	-	-	744.91	-
Deepak Roy	-	-	-	-	45.24	552.56
Utpal Kumar Ganguli	-	-	-	-	254.85	528.82
Ramakrishnan Ramaswamy	-	-	-	-	226.40	256.26
Resham Chhabria Hemdev	-	-	-	-	374.31	350.00
Neesha Chhabria	-	-	-	-	52.66	51.35
Paramjit Singh Gill	-	-	-	-	-	709.81
<b>Sub-total</b>	-	-	-	-	<b>6,171.64</b>	<b>6,533.97</b>

\* Excludes compensated absences and gratuity benefits provided on the basis of actuarial valuation on an overall Company basis.

## (c) Balances at the year end :

(₹ in lakhs)

Particulars	Subsidiaries		Enterprises where key management personnel have significant influence		Key management personnel	
	31 March 2021	31 March 2020	31 March 2021	31 March 2020	31 March 2021	31 March 2020
<b>Loan receivables</b>						
Utpal Kumar Ganguli	-	-	-	-	291.29	297.59
NV Distillers & Breweries (AP) Private limited	1,347.76	1,249.84	-	-	-	-
Deccan Star Distillers India Private Limited	1.00	0.35	-	-	-	-
Chitwan Blenders and Bottlers Private Limited	-	453.90	-	-	-	-
Kishore Chhabria	-	-	-	-	557.31	-
<b>Sub-total</b>	<b>1,348.76</b>	<b>1,704.09</b>	-	-	<b>848.60</b>	<b>297.59</b>
<b>Investment in compulsorily convertible debentures (CCD)</b>						
Madanlal Estates Private Limited	-	-	130.00	-	-	-
ABD Dwellings Private Limited	-	-	2,080.44	-	-	-
<b>Sub-total</b>	-	-	<b>2,210.44</b>	-	-	-
<b>Advance to supplier</b>						
Surji Agro Foods Private Limited	-	-	126.50	126.50	-	-
Surji Consultant India Private Limited.	-	-	200.00	300.00	-	-
Power Brand Enterprises India Private Limited	-	-	1,097.57	1,097.57	-	-
Sarthak Blenders and Bottlers Private Limited	1,074.62	889.20	-	-	-	-
Chitwan Blenders and Bottlers Private Limited	37.90	-	-	-	-	-
Rayanyarn Import Company Private Limited	-	-	0.82	0.82	-	-
<b>Sub-total</b>	<b>1,112.52</b>	<b>889.20</b>	<b>1,424.89</b>	<b>1,524.89</b>	-	-
<b>Trade payables</b>						
Star Voice Properties Private Limited	-	-	0.82	3.20	-	-
Bhuneshwari Properties Private Limited	-	-	-	4.86	-	-
Oriental Radio Private Limited	-	-	-	8.10	-	-
Sarthak Blenders and Bottlers Private Limited	137.87	82.65	-	-	-	-
Pitambari Properties Private Limited	-	-	-	3.89	-	-
Lalita Properties Private Limited.	-	-	-	4.86	-	-
NBB Consultants	-	-	-	28.86	-	-
<b>Sub-total</b>	<b>137.87</b>	<b>82.65</b>	<b>0.82</b>	<b>53.77</b>	-	-
<b>Non-current borrowings</b>						
Oriental Radio Private Limited	-	-	-	50.00	-	-
Tracstar Investments Private Limited	-	-	-	1,250.00	-	-
<b>Sub-total</b>	-	-	-	<b>1,300.00</b>	-	-
<b>Current borrowings</b>						
Star Voice Properties Private Limited	-	-	-	629.36	-	-
Tracstar Investments Private Limited	-	-	8.16	8.16	-	-
Bina K Chhabria	-	-	-	-	-	1,200.00
<b>Sub-total</b>	-	-	<b>8.16</b>	<b>637.52</b>	-	<b>1,200.00</b>
<b>Interest accrued but not due</b>						
Oriental Radio Private Limited	-	-	0.40	0.56	-	-
Tracstar Investments Private Limited	-	-	9.98	15.84	-	-
Star Voice Properties Private Limited	-	-	-	75.04	-	-
<b>Sub-total</b>	-	-	<b>10.38</b>	<b>91.44</b>	-	-



## (c) Balances at the year end :

(₹ in lakhs)

Particulars	Subsidiaries		Enterprises where key management personnel have significant influence		Key management personnel	
	31 March 2021	31 March 2020	31 March 2021	31 March 2020	31 March 2021	31 March 2020
<b>Capital advance</b>						
Ashoka Liquors Private Limited	-	-	7,500.00	7,500.00	-	-
Power Brand Enterprises India Private Limited	-	-	3,600.00	3,600.00	-	-
<b>Sub-total</b>	-	-	<b>11,100.00</b>	<b>11,100.00</b>	-	-
<b>Advance from customers</b>						
Power Brand Enterprises India Private Limited	-	-	74.96	97.71	-	-
<b>Other payable for expenses</b>						
Chitwan Blenders and Bottlers Private Limited	-	672.57	-	-	-	-
<b>Trade receivables</b>						
Surji Agro Foods Private Limited	-	-	8.95	8.93	-	-
<b>Other financial assets (Current)</b>						
Spiritus Private Limited	-	-	-	340.00	-	-
Marketing Incorporated Private Limited	-	-	-	190.00	-	-
<b>Sub-total</b>	-	-	-	<b>530.00</b>	-	-
<b>Security deposits</b>						
Spiritus Private Limited	-	-	10.50	10.50	-	-
Marketing Incorporated Private Limited	-	-	10.50	10.50	-	-
<b>Sub-total</b>	-	-	21.00	21.00	-	-
Outstanding expenses						
Oriental Radios Private Limited	-	-	15.00	-	-	-
Star Voice Properties Private Limited	-	-	6.00	-	-	-
Rayanyarn Import Company Private Limited	-	-	1.20	-	-	-
Pitambari Properties Private Limited	-	-	7.20	-	-	-
Lalita Properties Private Limited	-	-	9.00	-	-	-
Woodpecker Investments Private Limited	-	-	1.20	-	-	-
Bhuneshwari Properties Private Limited	-	-	9.00	-	-	-
<b>Sub-total</b>	-	-	<b>48.60</b>	-	-	-
<b>Provision against loan given</b>						
Chitwan Blenders and Bottlers Private Limited	-	453.90	-	-	-	-

Reference is also invited to footnote to note 23 and note 26 for gurantee provided and assets pledged of Tracstar Distillers Private Limited towards loans availed by the Company.

Reference is also invited to footnote to note 23 for gurantee provided by Mr. Kishore Chhabria towards loan availed by the Company.

Reference is also invited to footnote to note 23 for assets pledged of Ashoka Liquors Private Limited towards loan availed by the Company.

Equity (or equity like) investments by the Company and equity (or equity like) infusion into the Company are not considered for disclosure as these are not considered "outstanding" exposures. Refer note 8 and 21 for the same

**47 As per Indian Accounting Standard-19, 'Employee Benefits', the disclosure of employee benefits as defined in the standard are given below:**

## (a) Contribution to defined contribution plan, recognised as expense for the year are as under:

(₹ in lakhs)

Particulars	Year ended 31 March 2021	Year ended 31 March 2020
Employers' contribution to provident fund	849.82	811.75
Employers' contribution to superannuation fund	30.03	28.52
Employers' contribution to employees' state insurance	1.89	2.75
Employers' contribution to employees' pension scheme 1995	119.80	122.91
Employers' contribution to national pension scheme	13.22	7.45
Employers' contribution to labour welfare fund	0.33	0.43
<b>Total</b>	<b>1,015.09</b>	<b>973.81</b>

## (b) Defined benefit plan

In accordance with Indian Accounting Standard-19, 'Employee Benefits', actuarial valuation was carried out in respect of the aforesaid defined benefit plan of gratuity based on the following assumptions:-

Gratuity	31 March 2021	31 March 2020
Mortality table	Indian Assured Lives Mortality (2006-08)	
Discount rate	6.06%	6.24% - 6.59%
Salary growth rate	10% p.a.	1.5% p.a for the next 1 year, 10% p.a. thereafter starting from the 2nd year
Attrition rate	15.00%	15.00%

## Changes in the present value of obligation

	Year ended 31 March 2021 (₹ in lakhs)	Year ended 31 March 2020 (₹ in lakhs)
Present value of obligation at the beginning of the year	1,122.88	1,007.20
Current service cost	122.44	122.77
Interest expenses	70.68	73.16
Benefits paid	(145.49)	(78.98)
Actuarial (gains)/losses on obligations - due to change in demographic assumptions	2.48	(22.55)
Actuarial (gains)/losses on obligations - due to change in financial assumptions	71.87	(15.37)
Actuarial (gains)/losses on obligations - due to experience	(21.23)	36.65
<b>Present value of obligation at the end of the year</b>	<b>1,223.63</b>	<b>1,122.88</b>

## Amount recognised in the balance sheet

	As at 31 March 2021 (₹ in lakhs)	As at 31 March 2020 (₹ in lakhs)
Present value of obligation at the end of the year	1,223.63	1,122.88
Fair value of plan assets at the end of the year	-	-
<b>Net liability recognised at the end of the year</b>	<b>1,223.63</b>	<b>1,122.88</b>
Non-current provisions	904.22	819.85
Current provisions	319.41	303.03

Expenses recognised in the statement of profit and loss	Year ended 31 March 2021 (₹ in lakhs)	Year ended 31 March 2020 (₹ in lakhs)
Current service cost	122.44	122.77
Net interest cost	70.68	73.16
Past service cost	-	-
<b>Total expenses recognised in the statement of profit and loss</b>	<b>193.12</b>	<b>195.93</b>
Re-measurement (or actuarial) (gain) / loss arising from change in assumptions	53.12	(1.27)
<b>Maturity profile of defined benefit obligation</b>	<b>Year ended 31 March 2021 (₹ in lakhs)</b>	<b>Year ended 31 March 2020 (₹ in lakhs)</b>
<b>Expected cash flows over the next (valued on undiscounted basis) :</b>		
1st following year	319.41	303.03
2nd following year	101.53	95.18
3rd following year	126.33	109.98
4th following year	121.20	111.14
5th following year	102.27	105.14
Sum of years 6 to 10	526.70	471.76
Sum of years 11 and above	361.09	339.64

**Sensitivity analysis:**

Significant actuarial assumptions for the determination of the defined benefit obligation (DBO) are discount rate and expected salary increase. The sensitivity analysis below have been determined based on reasonably possible changes of the assumptions occurring at the end of the reporting period, while holding all other assumptions constant. The results of the sensitivity analysis is given below:

	31 March 2021 (₹ in lakhs)	31 March 2020 (₹ in lakhs)
Delta effect of +1% change in rate of discounting	(49.19)	(44.35)
Delta effect of -1% change in rate of discounting	54.15	48.79
Delta effect of +1% change in rate of salary increase	46.74	42.68
Delta effect of -1% change in rate of salary increase	(43.76)	(40.04)
Delta effect of +1% change in rate of employee turnover	(11.25)	(9.15)
Delta effect of -1% change in rate of employee turnover	12.05	9.84

The sensitivity analysis presented above may not be representative of the actual change in the defined benefit obligation as it is unlikely that the change in assumptions would occur in isolation of one another as some of the assumptions may be correlated. There is no change in the method of valuation from the prior period.

**(c) Compensated absences**

The leave obligations cover the Group's liability for sick and privilege leaves. The amount of provision with respect to leave obligation is ₹ 1,114.26 lakhs (31 March 2020 : ₹ 1,101.90 lakhs) is presented as current, since the Group does not have an unconditional right to defer settlement for any of these obligations. However, based on past experience, the Group does not expect all employees to take the full amount of accrued leave or require payment within the next 12 months. The expense recognised during the year towards leave encashment is ₹ 85.92 lakhs (31 March 2020 : ₹ 16.58 lakhs).

**48 Contingent liabilities and commitments****Contingent liabilities not provided for:**

- Contingent liability relating to determination of provident fund liability, based on a recent Supreme Court judgement, is not determinable at present, due to uncertainty on the period of impact of the judgement in absence of further clarification relating to applicability. The Company will continue to assess any further developments in this matter for their implications on financial statements, if any, which, based on the number of employees, is not expected to be significant.
- Transport pass fee claimed by excise authorities @ ₹ 3 per bulk litre (BL) upto 25 August 2009 and @ ₹ 1.50 per BL from 26 August 2009 till 18 May 2011 on Extra Neutral Spirit (ENA) purchased aggregating ₹ 821.97 lakhs (31 March 2020 ₹ 821.97 lakhs) and transport pass fee claimed by excise authorities @ ₹ 1 per BL from 01 April 2010 to 18 May 2011 on rectified spirits purchased aggregating ₹ 48.88 lakhs (31 March 2020 ₹ 48.88 lakhs), transport pass fee claimed by excise authorities @ ₹ 3 per BL from 01 June 2009 to 18 May 2011 on Malt purchased aggregating ₹ 2.16 lakhs (31 March 2020 ₹ 2.16 lakhs) including for one of the Contract Bottling Unit.

The Company has paid ₹ 303.71 lakhs (31 March 2020 ₹ 303.71 lakhs) under protest which is shown under balance with statutory authorities (non-current).

The Hon'ble High Court of Mumbai Judicature has vide it's order dated 06 May 2011 upheld Companies appeal and allowed the Company's petition with the direction that the amount paid be refunded along with the interest @ 9% per annum within 10 weeks from the date of receipt of application for refund. As directed, the Company has filed an application for claim of refund before the customs and excise authorities. The Company has also claimed ₹ 163.71 lakhs (including interest of ₹ 29.94 lakhs) on account of transport pass fees charged by suppliers.

The Customs and excise department of Maharashtra has filed a Special leave petition (SLP) before the Hon'ble Supreme Court against the above order. The Supreme Court has directed the registrar to issue notice to all concerned and affected parties pending admission of petition.

Subsequently, the registrar has issued notice to all the concerned and affected parties for admission of petition and accordingly, the Company has filed its response to this notice. The matter has not come up for hearing.

- Increased water charges (including delayed payment charges billed by MIDC from time to time for the period November 2001 to March 2021, disputed by the Company aggregating ₹ 163.79 lakhs (31 March 2020 ₹ 150.78 lakhs).

In the above said matter, High Court of Judicature of Bombay, Aurangabad Bench did not allow the stay petition filed by the Company. However, the Hon'ble High Court of Aurangabad Bench has agreed to allow for payment of only principal amount to MIDC towards outstanding water charges and granted stay on levy of interest and penalty till the disposal of final appeal.

Based on the above, the Company has paid till 31 March 2021 ₹ 129.79 lakhs (31 March 2020 ₹ 116.78 lakhs) under protest which is shown under balance with statutory authorities (non-current).

Few of the IMFL manufacturers have filed Special Leave Petition before the Supreme Court challenging the order of the Aurangabad Bench of Bombay High Court. Since the cause of action and reliefs claimed are identical, the outcome of this case will hold good for the Company as well.

- The Maharashtra State Excise Department, Aurangabad has raised a demand of ₹ 32.80 lakhs (31 March 2020 ₹ 32.80 lakhs) towards additional license fee on the Company as a consequence of the change of name arising due to restructuring of the Company. The Company has challenged the said demand and filed Writ Petition before High Court of Judicature of Bombay, Aurangabad Bench. The said matter has not come up for hearing yet. The demand of ₹ 32.80 lakhs (31 March 2020 ₹ 32.80 lakhs), which is paid by the Company under protest, is shown under balance with statutory authorities (non-current).

- The Aurangabad Municipal Corporation (AMC) had recovered differential Octroi Duty on Extra Neutral Alcohol / Rectified Spirit for the period from December 1991 to June 1997 on the basis of High Court judgment on similar facts in another liquor company case. This judgment had been reversed by the Hon'ble Supreme Court of India in another case in which interest @ 6 % p. a. was allowed. The Company has entered into an agreement with AMC on 12 March 1993 by which both the parties had agreed that judgment passed shall be binding on both the parties.

The Company had filed a suit for recovery in the Hon'ble Court of Civil Judge, (Senior. Division) at Aurangabad. As per the order dated 16 October 2006 of the Court, the Company is entitled to get an amount of ₹ 157.97 lakhs (31 March 2020 ₹ 157.97 lakhs), with interest thereon @ 6% p.a. from the date of suit till the date of payment.

The Municipal Corporation has filed an appeal against this order, which has been disposed off by the Division Bench of the Bombay High Court, Aurangabad bench vide their order dated 12 February 2007 granting the stay of execution of decree passed by Trial Court subject to deposit of ₹ 220 lakhs in 11 instalments commencing from April 2007. Further, the appeal came up for hearing on 29 August 2007 before the High Court at Bombay Bench at Aurangabad and an order was passed allowing the Company to withdraw the aforesaid amount and so far the Company has received ₹ 220 lakhs up to 31 March 2009. The appeal filed by AMC is pending before the Bombay High Court, Aurangabad Bench.

- f) In an earlier year, the Company had received service tax demand notice from The Commissioner of Central Excise, Customs and Service Tax, Aurangabad which has raised the demand against the show cause cum demand notice, confirming the demand for ₹ 6.97 lakhs (31 March 2020 ₹ 6.97 lakhs), (including penalty of ₹ 3.38 lakhs, late fees of ₹ 0.40 lakhs but excluding interest) for the period 1 August 2014 to 31 July 2015 towards service tax on alleged short delivery of bottles received, non-supply of clear bottles etc. u/s 66EE of the Service Tax Act. The Company has filed an appeal before the Commissioner Appeals Central Excise, Customs and Service Tax and paid an amount of ₹ 0.24 lakhs under protest which is shown under balance with statutory authorities (non-current).

During the year ended 31 March 2019, Company has received an order from the Commissioner Appeals, Nashik, directing Assessing Officer to verify claim of the Company and pass the order based on the merits of the case, which is still pending. During the year ended 31 March 2021, the case was heard virtually by Commissioner Appeals, Nashik and the final order is awaited.

- g) In an earlier year, the Company had received demand notice from the Commissioner of Central Excise, Customs and Service Tax, Aurangabad for the F.Y. 2011-12 to 2014-15 towards service tax on reverse charge basis on expenditure incurred in foreign currency on sales promotion, travelling and other expenditure. Total demand raised is ₹ 538.08 lakhs (31 March 2020 ₹ 538.08 lakhs) (including penalty of ₹ 268.28 lakhs, late fees of ₹ 1.60 lakhs but excluding interest). The Company has paid ₹ 20.11 lakhs (31 March 2020 ₹ 20.11 lakhs) under protest against the said demand towards mandatory deposit for admission of appeals, which is shown under balance with statutory authorities (non-current). The Company has filed an appeal before Central Excise and Sales Tax Appellate Tribunal (CESTAT), Mumbai.
- h) The Company has an unpaid demand of ₹ 3,248.90 lakhs (31 March 2020 ₹ 3,248.90 lakhs) arising out of assessment under MVAT Act, 2002 for F.Y. 2011-12.

The said demand has arisen due to alleged VAT liability on amount of Business Surplus received by the Company from tie-up unit arrangements with third parties.

The Company has received an order from the Joint Commissioner of Sales Tax (Appeals) granting a stay on recovery of said demand pending decision by the Hon'ble High Court of Bombay in the case of M/s Diageo India Pvt Ltd v/s State of Maharashtra.

In view of above, no further provision is considered necessary in the books.

The Company has filed appeal with Maharashtra Sales Tax Tribunal and paid ₹ 9.87 lakhs (31 March 2020 ₹ 9.87 lakhs) under protest against the said demand, which is shown under balance with statutory authorities.

- i) Income tax matter is in dispute before CIT-Appeal relating to A.Y. 2014-15 ₹ 333.11 lakhs, (31 March 2020 ₹ 333.11 lakhs). Against the above said demand, the Company has deposited under protest ₹ 55.12 lakhs (31 March 2020 ₹ 55.12 lakhs) which is disclosed under Income tax (current-tax) assets (net). The balance demand is adjusted by the department with refundable balance of AY 2011-2012 as per intimation dated 20 April 2017.
- j) Income tax matter is in dispute before the Hon'ble Bombay High Court for which favourable decisions have been received by the Company from ITAT, Mumbai relating to A.Y. 2010-11 and 2011-12, against which the department has gone into appeal, amounting to ₹ 505.75 lakhs (31 March 2020 ₹ 505.75 lakhs).
- k) One of the Company's Contract Bottling Unit (CBU) at Rajasthan had received notice of demand for the A.Y. 2007-08 to 2009-10 amounting to ₹ 91.80 lakhs (31 March 2020 ₹ 91.80 Lakhs) of VAT and interest thereon for ₹ 15.75 lakhs (31 March 2020 ₹ 15.75 lakhs) aggregating ₹ 107.54 lakhs (31 March 2020 ₹ 107.54) from Commercial Tax Officer, Government of Rajasthan on alleged VAT payable on captive consumption of ENA for the manufacturing of the Company's brands and deemed sale of ENA to the brand owner. The said demand was upheld by the Hon'ble Rajasthan High Court vide their order dated 20 July 2017. Against the said demand, the CBU has filed a Special Leave Petition before the Hon'ble Supreme Court. Vide order dated 28 August 2017, the Hon'ble Supreme Court has granted stay in the matter in respect of recovery of any demand or interest. In the event, if the matter is decided against the CBU, the Company is liable to compensate the CBU for the tax demand including interest.

- l) In an earlier year, the Company has received excise demand of ₹ 286.02 lakhs (31 March 2020 ₹ 286.02 lakhs) relating to excess transit wastages for ENA supplied by Contract Bottling unit (CBU). Writ petition was filed with the Hon'ble High Court by CBU and is pending for disposal. Amount deposited under protest of ₹ 71.5 lakhs (31 March 2020 ₹ 71.50 lakhs) is shown under other financial assets.

Madhya Pradesh High Court ordered that, on furnishing an adequate surety to the satisfaction of Excise Commissioner, the recovery of penalty shall remain stayed until next date of hearing. The matter has not come up for hearing yet and the same is under progress.

- m) The Company has received excise demand of ₹ 27.11 lakhs (31 March 2020 ₹ 27.11 lakhs) relating to low strength of ENA. The Company has challenged the same with appropriate authority and has paid the amount under protest, which is disclosed under balance with statutory authorities (non-current). Jodhpur High Court left it exclusively for the Excise Commissioner to take a decision, after examining all aspects of the matter. The company has filed a writ petition in March 2020. The Company has not received any further communication till date.
- n) The Company in an earlier year had received a debit memorandum from its customer - Canteen Stores Department (CSD) for ₹ 3,661.44 lakhs (31 March 2020 ₹ 3,661.44 lakhs) on account of differential trade rate relating to the period from 01 March 2012 to 31 October 2017. The Company contested the same and is in discussion with the authority. The Company is expecting a favourable result in this matter. The aggregate amount receivable from the Canteen Store Department by CBUs of the Company is ₹ 3,402.95 (31 March 2020 ₹ 3,402.95 lakhs) lakhs which is substantially withheld by the Canteen Store Department on account of the above debit memorandum. The Company has received a letter from the Canteen Stores Department dated 15 June 2020 that matter is under consideration and outcome of the same will be informed in due course. The Company has also revived its business operations with CSD.
- o) The Company has an unpaid demand of ₹ 602.71 lakhs (31 March 2020 ₹ NIL) arising out of assessment under MVAT Act, 2002 for financial year 2015-2016. The said demand has arisen due to alleged VAT liability on amount of Business Surplus received by the Company from tie-up unit arrangements with third parties. The Company has received an assessment order from Deputy Commissioner of Sales Tax, Mazgaon dated 30 March 2020. The Company has filed copy of Appeal against the said assessment order to Joint commissioner of State Tax dated 20 July 2020 and paid ₹ 0.49 lakhs (31 March 2020 ₹ NIL) under protest against the said demand, which is shown under balance with statutory authorities (non-current). The Commissioner has granted a stay on recovery of demand pending decision by the Hon'ble High Court of Bombay in a similar case of M/s Diageo India Pvt Ltd v/s State of Maharashtra.
- p) The Company has an unpaid demand of ₹ 582.58 lakhs (31 March 2020 ₹ NIL) arising out of assessment under MVAT Act, 2002 for financial year 2016-2017. The said demand has arisen due to alleged VAT liability on amount of Business Surplus received by the Company from tie-up unit arrangements with third parties. The Company has received an assessment order from Deputy Commissioner of Sales Tax, Mazgaon dated 23 February 2021. The Commissioner has granted a stay on recovery of said demand pending decision by the Hon'ble High Court of Bombay in the case of M/s Diageo India Pvt Ltd v/s State of Maharashtra.
- q) Rajasthan VAT department has demanded amount of ₹ 107.54 lakhs (31 March 2020 ₹ 107.54) Sales Tax along with interest and penalty from a contract bottling unit on ENA produced by them to be used as intermediary product for the manufacturer of IMFL. The matter is pending before Supreme Court.
- r) A letter of Intent (LOI) was granted to the Company along with a demand notice by the Government of Andhra Pradesh on 9 March 2017 on the basis of an application made on 3 December 2014 along with stipulated payment of ₹ 275.00 lakhs (31 March 2020 ₹ 275.00 lakhs). The Company had immediately requested for a waiver of the demand notice. Further, vide letter dated 17 May 2017, the Company had requested for a three years moratorium for payment of license fees. The request was disallowed vide their letter dated 31 May 2017 which was served on the Company on 12 June 2017.

The Company then requested the Commissioner of Prohibition of Excise for surrendering the LOI and requested for refund of the advance paid ₹ 275.00 lakhs vide letter dated 14 June 2017. However, the Company received a demand notice from the Government of Andhra Pradesh and Commissioner of Prohibition & Excise for payment of the license fees of ₹ 1,734.11 along with 18% interest, which remains unpaid.

The Company also received revised letter dated 9 February 2018 with correct calculation of instalment with date-wise schedule, which indicates a balance amount payable of ₹ 2,725.00 lakhs in 11 quarterly instalments with first instalment being due on 26 January 2017.

Company filed a writ petition under Article 226 of the Constitution of India against the State of Andhra Pradesh represented by the Principal Secretary to Government Revenue (Excise Department) as well as aga Commissioner, Prohibition and Excise, Government of Andhra Pradesh in the High Court of Andhra Pradesh seeking a declaration



that the said demand as well as refusal of the Respondents to refund amounts paid by ABDPL of ₹ 87.48 lakhs and ₹ 275.00 lakhs along with applications made on 22 November 2010 and 03 December 2014 as bad and illegal in law; and a direction to the Respondents to cease making demands for payment of instalments and to refund the above amounts paid by ABDPL along with interest @ 18% p.a. from 17 December 2012 and 31 May 2017 respectively.

In the said Writ Petition, the Hon'ble High Court was pleased to pass an interim order directing the Respondents not to take any coercive action against Company pursuant to the letter dated 6 February 2019 of the 2nd Respondent. The Company filed a writ petition against the said order and obtained an interim stay on the same. The matter is still pending in Andhra Pradesh High Court.

The writ petition filed by the Company against the State of AP represented by Principal Secretary to Government, Revenue (Excise Department) and the Commissioner Prohibition and Excise is pending before the High Court of Andhra Pradesh. The matter was last listed on 19 March 2019 when the order was passed. Thereafter the matter has not been listed. The order subsists even as on today. The Order copy stated no coercive steps can be taken against the petitioner.

- s) Company has not acknowledged debts amounting to ₹ 32.98 lakhs (31 March 2020 ₹ 334 lakhs) arising out of difference on account of vendor reconciliation. Company is of the opinion that the differences will be amicably resolved and does not foresee any ramifications.
- t) Interest in terms of section 16 of the Micro, Small and Medium Enterprise Development Act, 2006 will be paid in all cases where the vendor has claimed the same from the Company. The Company has not received any such claims, including in the past few years, from any of their vendors. The amount of such interest, if any, which may be claimed by the vendors, is not ascertainable at present.

#### Commitments

- u) Capital commitments (net of advances) ₹ 256.65 lakhs (31 March 2020 ₹ 391.50 lakhs).

#### 49 Revenue from contracts with customers

The Company determines revenue recognition through the following steps:

1. Identification of the contract, or contracts, with a customer.
2. Identification of the performance obligations in the contract.
3. Determination of the transaction price.
4. Allocation of the transaction price to the performance obligations in the contract.
5. Recognition of revenue when, or as, a performance obligation is satisfied.

In all cases, the total transaction price for a contract is allocated amongst the various performance obligations based on their relative stand-alone selling prices. The transaction price for a contract excludes any amounts collected on behalf of third parties.

At contract inception, the Company assesses the goods and services promised in the contracts with customers and identifies a performance obligation for each promise to transfer to the customer a good or service (or bundle of goods or services) that is distinct. To identify the performance obligations, the Company considers all of the goods and services promised in the contract regardless of whether they are explicitly stated or are implied by customary business practices.

The majority of customer contracts that the Company enters into consist of a single performance obligation for the delivery of Indian made foreign liquor. The Company recognizes revenue from product sales when control of the product transfers, generally upon shipment or delivery to the customer i.e. at a point in time. The Company records product sales net of estimated incentives/discounts, returns, and other related charges. These are generally accounted for as variable consideration estimated in the same period the related sales occur. The methodology and assumptions used to estimate rebates and returns are monitored and adjusted regularly in the light of contractual and legal obligations, historical trends, past experience and projected market conditions. The payment terms are generally less than a year.

#### a) Disaggregation of revenue :

(₹ in lakhs)

Particulars	31 March 2021	31 March 2020
<b>Geographical markets</b>		
Within India	6,22,510.75	8,03,623.73
Outside India	13,355.27	6,614.55
<b>Revenue from contracts with customer</b>	<b>6,35,866.02</b>	<b>8,10,238.28</b>

#### b) Reconciling the amount of revenue recognised in the statement of profit and loss with the contracted price :

(₹ in lakhs)

Particulars	31 March 2021	31 March 2020
Revenue as per contracted price	6,60,077.60	8,38,199.23
<b>Adjustments (includes provisions estimated and adjustments thereagainst)</b>		
Sales incentive	(22,459.84)	(26,831.12)
Cash discount	(1,751.74)	(1,129.83)
<b>Revenue from contract with customers</b>	<b>6,35,866.02</b>	<b>8,10,238.28</b>

#### 50 Earnings per share

Particulars	Year ended 31 March 2021	Year ended 31 March 2020
Net profit attributable to equity share holders (₹ in lakhs)	570.90	1,490.89
Weighted average number of equity shares outstanding during the year for Basic EPS	23,55,66,665	23,55,66,665
Weighted average number of potential equity shares in respect of NCCPS*	68,18,180	50,48,434
Weighted average number of equity shares outstanding during the year for Diluted EPS	24,23,84,845	24,06,15,099
<b>Earnings per share:</b>		
Basic EPS (in ₹)	0.24	0.63
Diluted EPS (in ₹)	0.24	0.62
Face value per share (in ₹)	2.00	2.00

\*For terms of NCCPS refer note 21

#### 51 Segment reporting

##### (a) Business segment

The Company is engaged in the business of manufacture, purchase and sale of alcoholic beverages. Operating segment are reported in a manner consistent with the internal reporting provided to the Chief Operating Decision Maker (CODM). The CODM regularly monitors and reviews the operating result of the whole Company as one segment of "Alcoholic beverages/liquids". Thus, as defined in Ind AS 108 "Operating Segments", the Company's entire business falls under this one operational segment. The Company has not present any other significant information to the CODM

##### (b) Entity wide disclosures

Revenue of ₹ 239,392.22 (previous year ₹ 304,011.81) is derived from the two external customers, that individually accounted for more than 10% of the total revenue.

#### 52 CSR Expenditure during the year:

- a) Gross amount required to be spent by the Company during the year: ₹ 46.88 lakhs (previous year - ₹ 35.53 lakhs)
- b) Revenue expenditure charged to statement of profit and loss in respect of CSR activities undertaken during the year is ₹ 183.63 lakhs (previous year ₹ 23.21 lakhs). Hence there is an excess CSR spend of ₹ 136.75 lakhs (previous year - Nil) during the financial year 2020-21.

**53** The Government of Bihar by its notification dated 5 April 2016 imposed a ban on trade and consumption of Indian Made Foreign Liquor and foreign liquor in the state of Bihar. The Company had received a letter dated 16 August 2017 from the Government of Bihar, stating that it is not liable to refund the aforesaid statutory duties under the Bihar Prohibition and Excise Act, 2016.

Thereafter, on 17 October 2017, the Company filed a writ petition before the Hon'ble High Court of Patna seeking refund of the aforesaid statutory duties, paid by the Company to the Government of Bihar. The Company had sought from the Government of Bihar refund of statutory duties i.e., VAT, excise duty, license fee, bottling fee etc. paid aggregating ₹ 3,124.00 lakhs (including statutory duties paid by the Company's tie-up manufacturers) under the applicable law at that time, in respect of billed stocks destroyed/ returned by Bihar State Beverages Corporation Limited ("BSBCL").

Meanwhile, the Hon'ble High Court of Patna directed the respondent i.e. Government of Bihar to quantify the refund payable to the petitioners and the date of hearing was set as 31 October 2018. Out of the above VAT and Excise department has processed ₹ 1,062 lakhs till 31 March 2019.

Subsequent to the above, Patna High Court vide order dated 30 April 2019 directed the Principal Secretary cum Commissioner, Commercial Taxes and the Commissioner, Excise vide preceding writ applications in CWJC Nos.15316 of 2017 and 13165 of 2018 to consider and dispose of the claims by a speaking order after opportunity of hearing within 3 months of receipt/production of a copy of this order.

In consequence, the Order of the Deputy Commissioner Excise dated 16 August 2017 is set aside.

The Company has received ₹ 23.73 lakhs out of the recoverable balance of ₹ 2,303.15 lakhs as on 31 March 2020. The Balance recoverable of ₹ 2,279.42 lakhs is considered good and receivable based on the favorable Order issued by the Hon'ble High Court of Patna dated 18 May 2017 and dated 30 April 2019.

Subsequently, the aforesaid referred writ petition was heard on 9th July 2020 through virtual court proceedings. Notices have been issued upon the respondent State of Bihar and its functionaries and they have been directed to file counter affidavit within four weeks, which is not yet filed. Later, writ application was heard on 12 October 2020 and 12 November 2020 by the Hon'ble High Court through virtual court proceedings and the Hon'ble Court on the request of the State Counsel had granted two weeks further time to file counter affidavit. The Company was directed to file a rejoinder within a week thereafter. It was indicated in the order that no further adjournments shall be granted to file the counter affidavit. The Hon'ble Court had directed that no coercive action against the Company shall be taken in the meantime. The aforesaid mentioned writ application for refund of excise levies and for quashing of the BSBCL demand was heard on 1 February 2021 and adjourned to 12 April 2021 for completion of pleadings. No hearing was held thereafter. The Company has a no coercive order in their favour

## 54 Leases

### Company as lessee

The Company's leased assets primarily consist of leases for land, building and machinery. Leases of land, building and machinery generally have lease term between 10 years to 95 years, 2 to 5 years and 2 to 10 years respectively. The leases includes non-cancellable periods and renewable option at the discretion of lessee which has been taken into consideration for determination of lease term.

The Company has adopted Ind AS 116, 'Leases', effective 1 April 2019, using modified retrospective approach, as a result of which comparative information are not required to be re-stated. The Company has discounted lease payments using the incremental borrowing rate as at 1 April 2019 for measuring lease liabilities and accordingly recognised right-of-use assets (after adjusting prepaid and outstanding lease rent) by adjusting retained earnings by ₹ 48.83 lakhs (net of tax), as at the aforesaid date.

The following is the summary of practical expedients elected on initial application as at 1st April 2019 :

- Applied a single discount rate to a portfolio of leases of similar assets in similar economic environment with a similar end date;
  - Company has elected not to apply Ind AS 116 to leases previously accounted for as operating leases, with a remaining lease term of less than 12 months and not recognise right-of-use assets but to account for the lease expense on a straight-line basis over the remaining lease term;
  - Excluded the initial direct costs from the measurement of the right-of-use asset at the date of initial application;
  - Applied the practical expedient by not reassessing whether a contract is, or contains, a lease at the date of initial application. Instead applied the standard only to contracts that were previously identified as leases under Ind AS 17.
- i) Set out below are the carrying amounts of lease liabilities and the movements during the period:

(₹ in lakhs)

Particulars	Land	Building	Machinery	Total
As at 1 April 2019	26.75	44.85	1,825.11	1,896.71
Additions	-	1.21	-	1.21
Termination	-	-	-	-
Accretion of interest	2.98	3.64	190.35	196.97
Payments	3.40	29.86	180.15	213.41
<b>As at 31 March 2020</b>	<b>26.33</b>	<b>19.84</b>	<b>1,835.31</b>	<b>1,881.48</b>
Additions	-	598.26	-	598.26
Termination	-	0.42	-	0.42
Accretion of interest	2.92	48.17	167.08	218.17
Payments	2.38	134.29	580.76	717.43
<b>As at 31 March 2021</b>	<b>26.87</b>	<b>531.56</b>	<b>1,421.63</b>	<b>1,980.06</b>

(₹ in lakhs)

Particulars	As at 31 March 2021	As at 31 March 2020
Current provisions	274.16	625.33
Non-current provisions	1,705.90	1,256.15

ii) The following are the amounts recognised in the statement of profit and loss:

(₹ in lakhs)

Particulars	F.Y. 2020-21	F.Y. 2019-20
Depreciation expense of right-of-use assets	494.92	427.84
Interest expense on lease liabilities	218.17	196.97
Expense relating to short-term and cancellable leases (included in other expenses)	725.46	1,042.82
<b>Total amount recognised in the statement of profit and loss</b>	<b>1,438.55</b>	<b>1,667.63</b>

iii) The undiscounted maturity analysis of lease liabilities is as follows:

(₹ in lakhs)

Particulars	within 1 year	2-5 years	5-10 years	10 years and above	Total
<b>31 March 2021</b>					
Lease payments	480.93	1,615.24	720.21	23.79	<b>2,840.17</b>
Finance charge	206.77	548.45	97.64	7.26	<b>860.12</b>
<b>31 March 2020</b>					
Lease payments	796.76	1,074.53	1,011.20	27.18	<b>2,909.67</b>
Finance charge	171.43	518.90	179.23	9.19	<b>878.75</b>

#### 55 Disposal of interest in Joint Venture

During the previous year, on 10 July 2019, the Group sold 147 equity shares of Allied Blenders and Distillers International General Trading LLC for ₹ 1.35 lakhs. The difference between the selling amount and carrying value of investment is recognised as profit on sale of investment in the statement of profit and loss.

#### 56 Subsequent events

- The Company has entered into a share purchase agreement (SPA) dated 15 July 2021 to acquire the entire shareholding of ABD Dwelling Private Limited and Madanlal Estates Private Limited, at their respective face value of ₹ 10 each for a consideration of 1 lakh and ₹ 1 lakh, respectively. Consequent to the said purchase, both these entities have become wholly owned subsidiaries w.e.f. 15 July 2021.
- Subsequent to Balance Sheet date, the Company received the sum of ₹ 10,000 lakhs from Oriental Radio Private Limited, a promoter entity and related party as application money towards allotment of 8.5% Compulsorily Convertible Debentures (convertible securities) on 14 June 2021. However, the application money was subsequently refunded to the party within the prescribed time. On 8 July 2021, the Company has again received ₹ 10,000 lakhs towards allotment of convertible securities and the allotment is expected to be completed within statutory timelines.
- Capital advances include ₹ 7,500 lakhs (31 March 2020: ₹ 7,500 lakhs) for which the Company, subsequent to Balance Sheet date, has re-evaluated its decision and has decided to recall its advance provided to Ashoka Liquors Private Limited (a related party), which has been received on 8 July 2021. Consequently, the Company and Ashoka Liquors Private Limited have mutually decided to redeem the NCCPS issued by the Company and NCCPS has been redeemed on 8 July 2021.

**57** The Company has assessed the impact of Covid-19 pandemic on its business operations and has considered all relevant internal and external information available up to the date of approval of these financial statements, to determine the impact on the Company's revenue from operations for foreseeable future and the recoverability and carrying value of certain assets such as property, plant and equipment, investments, inventories, trade receivables, loans and advances and deferred tax assets. The impact of Covid-19 pandemic on the overall economic environment being uncertain, it may affect the underlying assumptions and estimates used to prepare Company's standalone financial statements, which may differ from those considered as at the date of approval of these standalone financial statements. The Company has resumed its business activities, in line with guidelines issued by the Government authorities, taken steps to strengthen its liquidity position and initiated cost restructuring exercise. However, the Company does not anticipate any challenges in its ability to continue as going concern or meeting its financial obligations. As the situation is unprecedented, while the lockdown is gradually lifting, the Company is yet closely monitoring the situation as it continues to evolve in the future.

**58** Previous year figures have been regrouped and rearranged to make them comparable with the current year figures.

The accompanying notes form an integral part of the standalone financial statements

This is a summary of significant accounting policies and other explanatory information referred to in our report of even date.

#### For Walker Chandiok & Co LLP

Chartered Accountants

Firm Registration No: 001076N/N500013

#### Adi P. Sethna

Partner

Membership No: 108840

Place : Mumbai

Date: 20 July 2021

#### For and on behalf of the Board of Directors

#### Utpal K Ganguli

Vice Chairman

DIN: 0067083

Place : Mumbai

Date: 19 July 2021

#### Nicholas Blazquez

Director

DIN: 06995779

Place : Mumbai

Date: 19 July 2021

#### Ramakrishnan Ramaswamy

Director

DIN: 00773787

Place : Mumbai

Date: 19 July 2021

#### Ritesh Shah

Company Secretary

ACS: 14037

Place : Mumbai

Date: 19 July 2021



**To the Members of Allied Blenders and Distillers Private Limited****Report on the Audit of the Consolidated Financial Statements****Opinion**

1. We have audited the accompanying consolidated financial statements of **Allied Blenders and Distillers Private Limited** ('the Holding Company') and its subsidiaries (the Holding Company and its subsidiaries together referred to as 'the Group'), as listed in Appendix 1, which comprise the Consolidated Balance Sheet as at **31 March 2021**, the Consolidated Statement of Profit and Loss (including Other Comprehensive Income), the Consolidated Statement of Cash Flow and the Consolidated Statement of Changes in Equity for the year then ended, and a summary of the significant accounting policies and other explanatory information.
2. In our opinion and to the best of our information and according to the explanations given to us and based on the consideration of the reports of the other auditors on separate financial statements of the subsidiaries, the aforesaid consolidated financial statements ('the financial statements') give the information required by the Companies Act, 2013 ('Act') in the manner so required and give a true and fair view in conformity with the accounting principles generally accepted in India including Indian Accounting Standards ('Ind AS') specified under Section 133 of the Act, of the consolidated state of affairs of the Group, as at 31 March 2021, and their consolidated profit (including other comprehensive income), consolidated cash flows and the consolidated changes in equity for the year ended on that date.

**Basis for Opinion**

3. We conducted our audit in accordance with the Standards on Auditing specified under Section 143(10) of the Act. Our responsibilities under those standards are further described in the "Auditor's Responsibilities for the Audit of the Consolidated Financial Statements" section of our report. We are independent of the Company in accordance with the Code of Ethics issued by the Institute of Chartered Accountants of India ('ICAI') together with the ethical requirements that are relevant to our audit of the consolidated financial statements under the provisions of the Act and the rules thereunder, and we have fulfilled our other ethical responsibilities in accordance with these requirements and the Code of Ethics. We believe that the audit evidence we have obtained and the audit evidence obtained by the other auditors in terms of their reports referred to in paragraph 11 of the Other Matters section below, is sufficient and appropriate to provide a basis for our opinion.

**Emphasis of Matter – Recoverability of dues receivable from a customer**

4. We draw attention to the matter stated in Note 48 (n) to the accompanying consolidated financial statements which indicates that the Holding Company is in the process of recovering dues receivable from a customer – Canteen Stores Department, amounting to ₹ 3,402.95 lakhs as at 31 March 2021, which have been withheld by the customer pursuant to a debit memorandum amounting to ₹ 3,661.44 lakhs raised on the Holding Company on account of differential trade rates for sales made to the customer during the period from 1 March 2012 to 31 October 2017, which is being contested by the Holding Company. Our opinion is not modified in respect of this matter.

**Information other than the Consolidated Financial Statements and Auditor's Report thereon**

5. The Holding Company's Board of Directors are responsible for the other information. The other information comprises the information included in the Annual Report, but does not include the consolidated financial statements and our auditor's report thereon.

Our opinion on the consolidated financial statements does not cover the other information and we do not express any form of assurance conclusion thereon.

In connection with our audit of the consolidated financial statements, our responsibility is to read the other information and, in doing so, consider whether the other information is materially inconsistent with the consolidated financial statements or our knowledge obtained in the audit or otherwise appears to be materially misstated. If, based on the work we have performed, we conclude that there is a material misstatement of this other information, we are required to report that fact.

The Annual Report is not made available to us at the date of this auditor's report. We have nothing to report in this regard.

**Responsibilities of Management for the Consolidated Financial Statements**

6. The accompanying consolidated financial statements have been approved by the Holding Company's Board of Directors. The Holding Company's Board of Directors is responsible for the matters stated in Section 134(5) of the Act with respect to the preparation of these consolidated financial statements that give a true and fair view of the consolidated financial position, consolidated financial performance including other comprehensive income, consolidated changes in equity and consolidated cash flows of the Group in accordance with the accounting principles generally accepted in India, including the Ind AS specified under Section 133 of the Act. The respective Board of Directors/management of the companies included in the Group are responsible for maintenance of adequate accounting records in accordance with the provisions of the Act for safeguarding of the assets of the respective companies and for preventing and detecting frauds and other irregularities; selection and application of appropriate accounting policies; making judgments and estimates that are reasonable and prudent; and design, implementation and maintenance of adequate internal financial controls, that were operating effectively for ensuring the accuracy and completeness of the accounting records, relevant to the preparation and presentation of their respective financial statements that give a true and fair view and are free from material misstatement, whether due to fraud or error, which have been used for the purpose of preparation of the consolidated financial statements by the Directors of the Holding Company, as aforesaid.
7. In preparing the consolidated financial statements, the respective Board of Directors of the companies included in the Group are responsible for assessing the ability of the respective companies in the Group to continue as a going concern, disclosing, as applicable, matters related to going concern and using the going concern basis of accounting unless the Board of Directors either intend to liquidate the companies or to cease operations, or has no realistic alternative but to do so.

**Auditor's Responsibilities for the Audit of the Consolidated Financial Statements**

8. Our objectives are to obtain reasonable assurance about whether the consolidated financial statements as a whole are free from material misstatement, whether due to fraud or error, and to issue an auditor's report that includes our opinion. Reasonable assurance is a high level of assurance but is not a guarantee that an audit conducted in accordance with Standards on Auditing will always detect a material misstatement when it exists. Misstatements can arise from fraud or error and are considered material if, individually or in the aggregate, they could reasonably be expected to influence the economic decisions of users taken on the basis of these consolidated financial statements.
9. As part of an audit in accordance with Standards on Auditing, we exercise professional judgment and maintain professional skepticism throughout the audit. We also:
  - Identify and assess the risks of material misstatement of the consolidated financial statements, whether due to fraud or error, design and perform audit procedures responsive to those risks, and obtain audit evidence that is sufficient and appropriate to provide a basis for our opinion. The risk of not detecting a material misstatement resulting from fraud is higher than for one resulting from error, as fraud may involve collusion, forgery, intentional omissions, misrepresentations, or the override of internal control;
  - Obtain an understanding of internal control relevant to the audit in order to design audit procedures that are appropriate in the circumstances. Under Section 143(3)(i) of the Act, we are also responsible for expressing our opinion on whether the Holding Company has adequate internal financial controls with reference to consolidated financial statements in place and the operating effectiveness of such controls;
  - Evaluate the appropriateness of accounting policies used and the reasonableness of accounting estimates and related disclosures made by management;
  - Conclude on the appropriateness of management's use of the going concern basis of accounting and, based on the audit evidence obtained, whether a material uncertainty exists related to events or conditions that may cast significant doubt on the ability of the Group to continue as a going concern. If we conclude that a material uncertainty exists, we are required to draw attention in our auditor's report to the related disclosures in the consolidated financial statements or, if such disclosures are inadequate, to modify our opinion. Our conclusions are based on the audit evidence obtained up to the date of our auditor's report. However, future events or conditions may cause the Group to cease to continue as a going concern;
  - Evaluate the overall presentation, structure and content of the consolidated financial statements, including the disclosures, and whether the consolidated financial statements represent the underlying transactions and events in a manner that achieves fair presentation.
  - Obtain sufficient appropriate audit evidence regarding the financial information of the entities within



the Group, to express an opinion on the consolidated financial statements. We are responsible for the direction, supervision and performance of the audit of financial statements of such entities included in the consolidated financial statements, of which we are the independent auditors. For the other entities included in the consolidated financial statements, which have been audited by the other auditors, such other auditors remain responsible for the direction, supervision and performance of the audits carried out by them. We remain solely responsible for our audit opinion.

10. We communicate with management regarding, among other matters, the planned scope and timing of the audit and significant audit findings, including any significant deficiencies in internal control that we identify during our audit.

#### Other Matter

11. We did not audit the financial statements of four subsidiaries, whose financial statements (before eliminating intragroup transactions and balances) reflect total assets of ₹ 2,405.71 lakhs and net assets / (liabilities) of ₹ (1,349.95) lakhs as at 31 March 2021, total revenues of ₹ 55.85 lakhs and net cash outflow amounting to ₹ 0.34 lakhs for the year ended on that date, as considered in the consolidated financial statements. These financial statements have been audited by other auditors whose reports have been furnished to us by the management and our opinion on the consolidated financial statements, in so far as it relates to the amounts and disclosures included in respect of these subsidiaries, and our report in terms of sub-section (3) of Section 143 of the Act, in so far as it relates to the aforesaid subsidiaries, are based solely on the reports of the other auditors.

Our opinion above on the consolidated financial statements, and our report on other legal and regulatory requirements below, are not modified in respect of the above matters with respect to our reliance on the work done by and the reports of the other auditors.

#### Report on Other Legal and Regulatory Requirements

12. Based on our audit and on the consideration of the reports of the other auditors on separate financial statements of the subsidiaries, we report that the provisions of Section 197 read with Schedule V to the Act are not applicable to the Holding Company and its subsidiary companies covered under the Act, since none of such companies is a public company as defined under Section 2(71) of the Act. Accordingly, reporting under Section 197(16) is not applicable.
13. As required by Section 143 (3) of the Act, based on our audit and on the consideration of the reports of the other auditors on separate financial statements of the subsidiaries, we report, to the extent applicable, that:
- we have sought and obtained all the information and explanations which to the best of our knowledge and belief were necessary for the purpose of our audit of the aforesaid consolidated financial statements;
  - in our opinion, proper books of account as required by law relating to preparation of the aforesaid consolidated financial statements have been kept so far as it appears from our examination of those books and the reports of the other auditors;
  - the consolidated financial statements dealt with by this report are in agreement with the relevant books of account maintained for the purpose of preparation of the consolidated financial statements;
  - in our opinion, the aforesaid consolidated financial statements comply with Ind AS specified under Section 133 of the Act;
  - the matter described in paragraph 4 of the Emphasis of Matter section, in our opinion, may have an adverse effect on the functioning of the Holding Company;
  - on the basis of the written representations received from the directors of the Holding Company and taken on record by the Board of Directors of the Holding Company and the reports of the statutory auditors of its subsidiary companies covered under the Act, none of the directors of the Group companies covered under the Act, are disqualified as on 31 March 2021 from being appointed as a director in terms of Section 164(2) of the Act.
  - with respect to the adequacy of the internal financial controls with reference to consolidated financial statements of the Holding Company, and its subsidiary companies, covered under the Act, and the operating effectiveness of such controls, refer to our separate report in 'Annexure I'; and
  - with respect to the other matters to be included in the Auditor's Report in accordance with rule 11 of the



Companies (Audit and Auditors) Rules, 2014 (as amended), in our opinion and to the best of our information and according to the explanations given to us and based on the consideration of the report of the other auditors on separate financial statements of the subsidiaries:

- the consolidated financial statements disclose the impact of pending litigations on the consolidated financial position of the Group,
- the Group did not have any long-term contracts including derivative contracts for which there were any material foreseeable losses as at 31 March 2021;
- there were no amounts which were required to be transferred to the Investor Education and Protection Fund by the Holding Company, and its subsidiary companies covered under the Act, during the year ended 31 March 2021; and
- the disclosure requirements relating to holdings as well as dealings in specified bank notes were applicable for the period from 8 November 2016 to 30 December 2016, which are not relevant to these consolidated financial statements. Hence, reporting under this clause is not applicable.

For **Walker Chandiok & Co LLP**

Chartered Accountants

Firm Registration No: 001076N/N500013

**Adi P. Sethna**

Partner

Membership No: 108840

UDIN: 21108840AAAADT8060

**Place:** Mumbai

**Date:** 20 July 2021

#### Appendix 1

List of entities included in the consolidated financial statements

#### Allied Blenders and Distillers Private Limited (Holding Company)

Subsidiaries:-

NV Distilleries & Breweries (AP) Private Limited

Deccan Star Distillers Private Limited

Sarthak Blenders and Bottlers Private Limited

Chitwan Blenders and Bottlers Private Limited

**Annexure I to the Independent Auditor's Report of even date to the members of Allied Blenders and Distillers Private Limited on the consolidated financial statements for the year ended 31 March 2021**

**Independent Auditor's Report on the internal financial controls with reference to Consolidated financial statements under Clause (i) of Sub-section 3 of Section 143 of the Companies Act, 2013 ('the Act')**

1. In conjunction with our audit of the consolidated financial statements of **Allied Blenders and Distillers Private Limited** ('the Holding Company') and its subsidiaries (the Holding Company and its subsidiaries together referred to as 'the Group'), as at and for the year ended **31 March 2021**, we have audited the internal financial controls with reference to financial statements of the Holding Company, which is the Company covered under the Act, as at that date.

**Responsibilities of Management for Internal Financial Controls**

2. The Board of Directors of the Holding Company which is the Company covered under the Act, are responsible for establishing and maintaining internal financial controls based on the internal financial controls with reference to consolidated financial statements criteria established by the Holding Company considering the essential components of internal control stated in the Guidance Note on Audit of Internal Financial Controls over Financial Reporting issued by the Institute of Chartered Accountants of India. These responsibilities include the design, implementation and maintenance of adequate internal financial controls that were operating effectively for ensuring the orderly and efficient conduct of the Company's business, including adherence to the Company's policies, the safeguarding of its assets, the prevention and detection of frauds and errors, the accuracy and completeness of the accounting records, and the timely preparation of reliable financial information, as required under the Act.

**Auditor's Responsibility for the Audit of the Internal Financial Controls with Reference to Consolidated Financial Statements**

3. Our responsibility is to express an opinion on the internal financial controls with reference to consolidated financial statements of the Holding Company and its subsidiaries, as aforesaid, based on our audit. We conducted our audit in accordance with the Standards on Auditing issued by the Institute of Chartered Accountants of India ('ICAI') prescribed under Section 143(10) of the Act, to the extent applicable to an audit of internal financial controls with reference to consolidated financial statements, and the Guidance Note on Audit of Internal Financial Controls Over Financial Reporting ('the Guidance Note') issued by the ICAI. Those Standards and the Guidance Note require that we comply with ethical requirements and plan and perform the audit to obtain reasonable assurance about whether adequate internal financial controls with reference to consolidated financial statements were established and maintained and if such controls operated effectively in all material respects.
4. Our audit involves performing procedures to obtain audit evidence about the adequacy of the internal financial controls with reference to consolidated financial statements and their operating effectiveness. Our audit of internal financial controls with reference to consolidated financial statements includes obtaining an understanding of such internal financial controls, assessing the risk that a material weakness exists, and testing and evaluating the design and operating effectiveness of internal control based on the assessed risk. The procedures selected depend on the auditor's judgement, including the assessment of the risks of material misstatement of the consolidated financial statements, whether due to fraud or error.
5. We believe that the audit evidence we have obtained is sufficient and appropriate to provide a basis for our audit opinion on the internal financial controls with reference to consolidated financial statements of the Holding Company and its subsidiaries, as aforesaid.

**Annexure I (Contd)**

**Meaning of Internal Financial Controls with Reference to Consolidated Financial Statements**

6. A company's internal financial controls with reference to consolidated financial statements is a process designed to provide reasonable assurance regarding the reliability of financial reporting and the preparation of consolidated financial statements for external purposes in accordance with generally accepted accounting principles. A company's internal financial controls with reference to the consolidated financial statements include those policies and procedures that (1) pertain to the maintenance of records that, in reasonable detail, accurately and fairly reflect the transactions and dispositions of the assets of the company; (2) provide reasonable assurance that transactions are recorded as necessary to permit preparation of consolidated financial statements in accordance with generally accepted accounting principles, and that receipts and expenditures of the company are being made only in accordance with authorisations of management and directors of the company; and (3) provide reasonable assurance regarding prevention or timely detection of unauthorised acquisition, use, or disposition of the company's assets that could have a material effect on the consolidated financial statements.

**Inherent Limitations of Internal Financial Controls with Reference to Consolidated Financial Statements**

7. Because of the inherent limitations of internal financial controls with reference to consolidated financial statements, including the possibility of collusion or improper management override of controls, material misstatements due to error or fraud may occur and not be detected. Also, projections of any evaluation of the internal financial controls with reference to consolidated financial statements to future periods are subject to the risk that the internal financial controls with reference to consolidated financial statements may become inadequate because of changes in conditions, or that the degree of compliance with the policies or procedures may deteriorate.

**Opinion**

8. In our opinion, the Holding Company, which is the company covered under the Act, has in all material respects, adequate internal financial controls with reference to consolidated financial statements and such controls were operating effectively as at 31 March 2021, based on the internal financial controls with reference to consolidated financial statements criteria established by the Holding Company, which is the company covered under the Act, as aforesaid, considering the essential components of internal control stated in the Guidance Note on Audit of Internal Financial Controls over Financial Reporting issued by the ICAI.

For **Walker Chandiok & Co LLP**

Chartered Accountants

Firm Registration No: 001076N/N500013

**Adi P. Sethna**

Partner

Membership No: 108840

UDIN: 21108840AAAADT8060

**Place:** Mumbai

**Date:** 20 July 2021



## Consolidated balance sheet as at 31 March 2021

(₹ in lakhs)

Particulars	Notes	As at 31 March 2021	As at 31 March 2020
<b>ASSETS</b>			
<b>I Non-current assets</b>			
Property, plant and equipment	5	44,630.15	43,553.13
Capital work-in-progress	5A	1,693.35	4,771.73
Right of use assets	6	13,620.39	13,473.87
Goodwill	7	385.24	385.24
Other intangible assets	7	6,296.49	6,139.79
Financial assets			
(i) Investments	8	2,210.83	0.36
(ii) Loans	9	861.54	816.31
(iii) Other financial assets	10	4,055.79	3,008.55
Deferred tax assets (net)	11	1,604.27	2,273.40
Income tax (current-tax) assets (net)	12	908.16	861.31
Other non-current assets	13	12,515.88	12,521.96
<b>Total non-current assets</b>		<b>88,782.09</b>	<b>87,805.65</b>
<b>II Current assets</b>			
Inventories	14	34,581.09	36,964.11
Financial assets			
(i) Trade receivables	15	86,692.96	93,474.54
(ii) Cash and cash equivalents	16	4,348.88	7,228.23
(iii) Other bank balances	17	2,676.09	3,102.60
(iv) Loans	18	936.17	416.65
(v) Other financial assets	19	1,603.09	3,281.16
Other current assets	20	10,235.95	7,763.51
<b>Total current assets</b>		<b>1,41,074.23</b>	<b>1,52,230.80</b>
<b>TOTAL ASSETS</b>		<b>2,29,856.32</b>	<b>2,40,036.45</b>
<b>EQUITY AND LIABILITIES</b>			
<b>III Equity</b>			
Equity share capital	21	4,711.33	4,711.33
Equity component of non-cumulative convertible preference shares	21	681.82	681.82
Other equity	22	32,784.43	32,568.44
<b>Total equity</b>		<b>38,177.58</b>	<b>37,961.59</b>
<b>Liabilities</b>			
<b>IV Non-current liabilities</b>			
Financial liabilities			
(i) Borrowings	23	20,143.22	24,810.69
(ii) Lease liabilities	24	1,705.90	1,256.15
Provisions	25	1,261.72	1,160.80
<b>Total non-current liabilities</b>		<b>23,110.84</b>	<b>27,227.64</b>
<b>V Current liabilities</b>			
Financial liabilities			
(i) Borrowings	26	66,197.68	71,196.93
(ii) Lease liabilities	27	274.16	625.33
(iii) Trade payables	28		
Dues of micro and small enterprises		15,598.78	16,745.33
Dues of creditors other than micro and small enterprises		21,543.74	26,960.08
(iv) Other financial liabilities	29	41,292.72	37,574.89
Other current liabilities	30	21,969.19	20,217.76
Provisions	31	1,474.87	1,450.61
Current tax liabilities (net)	32	216.76	76.29
<b>Total current liabilities</b>		<b>1,68,567.90</b>	<b>1,74,847.22</b>
<b>TOTAL LIABILITIES</b>		<b>1,91,678.74</b>	<b>2,02,074.86</b>
<b>TOTAL EQUITY AND LIABILITIES</b>		<b>2,29,856.32</b>	<b>2,40,036.45</b>

Summary of significant accounting policies and other explanatory information 2  
The accompanying notes form an integral part of the consolidated financial statements  
This is the consolidated balance sheet referred to in our report of even date

**For Walker Chandiook & Co LLP**  
Chartered Accountants  
Firm Registration No: 001076N / N500013

**Adi P. Sethna**  
Partner  
Membership No: 108840  
Place : Mumbai  
Date: 20 July 2021

**For and on behalf of the Board of Directors**

**Utpal K Ganguli**  
Vice Chairman  
DIN: 00067083  
Place : Mumbai  
Date: 19 July 2021

**Ramakrishnan Ramaswamy**  
Director  
DIN: 00773787  
Place : Mumbai  
Date: 19 July 2021

**Nicholas Blazquez**  
Director  
DIN: 06995779  
Place : Mumbai  
Date: 19 July 2021

**Ritesh Shah**  
Company Secretary  
ACS: 14037  
Place : Mumbai  
Date: 19 July 2021

## Consolidated statement of profit and loss for the year ended 31 March 2021

(₹ in lakhs)

Particulars	Notes	Year ended 31 March 2021	Year ended 31 March 2020
<b>Revenue</b>			
Revenue from operations	33	6,37,877.52	8,11,906.44
Other income	34	1,903.58	1,654.89
<b>Total Income</b>		<b>6,39,781.10</b>	<b>8,13,561.33</b>
<b>Expenses</b>			
Cost of materials consumed	35	1,39,044.45	1,84,512.04
Purchases of stock-in-trade	36	373.01	518.14
Changes in inventories of finished goods, stock-in-trade and work-in-progress	37	2,687.74	1,756.43
Excise duty		4,03,040.97	5,12,311.50
Employee benefit expense	38	17,223.86	17,856.47
Other expenses	41	56,111.67	71,602.32
<b>Total expenses (excluding finance cost and depreciation / amortisation)</b>		<b>6,18,481.70</b>	<b>7,88,556.90</b>
<b>Profit before depreciation, finance costs &amp; tax</b>		<b>21,299.40</b>	<b>25,004.43</b>
Finance costs	39	14,150.95	18,020.73
Depreciation and amortisation expenses	40	5,874.12	6,942.31
<b>Profit before tax</b>		<b>1,274.33</b>	<b>41.39</b>
<b>Tax expense/(credit), net</b>			
(i) Current tax	42	455.07	-
(ii) Deferred tax	42	687.69	(1,198.99)
(iii) Tax adjustments in respect of earlier years	42	(118.98)	(39.17)
		<b>1,023.78</b>	<b>(1,238.16)</b>
<b>Profit after tax</b>		<b>250.55</b>	<b>1,279.55</b>
<b>Other comprehensive income</b>			
Items that will not be reclassified to profit or loss			
Remeasurement of the defined benefit plans - gain	41A	(53.12)	1.27
Income tax relating to these items		18.56	(0.44)
<b>Other comprehensive income for the year, net of tax</b>		<b>(34.56)</b>	<b>0.83</b>
<b>Total comprehensive income for the year</b>		<b>215.99</b>	<b>1,280.38</b>
<b>Earnings per equity share:</b>	50		
Basic (in ₹)		0.11	0.54
Diluted (in ₹)		0.10	0.53
Face value per share (in ₹)		2.00	2.00

Summary of significant accounting policies and other explanatory information 2  
The accompanying notes form an integral part of the consolidated financial statements  
This is the consolidated statement of profit and loss referred to in our report of even date

**For Walker Chandiook & Co LLP**  
Chartered Accountants  
Firm Registration No: 001076N / N500013

**Adi P. Sethna**  
Partner  
Membership No: 108840  
Place : Mumbai  
Date: 20 July 2021

**For and on behalf of the Board of Directors**

**Utpal K Ganguli**  
Vice Chairman  
DIN: 00067083  
Place : Mumbai  
Date: 19 July 2021

**Ramakrishnan Ramaswamy**  
Director  
DIN: 00773787  
Place : Mumbai  
Date: 19 July 2021

**Nicholas Blazquez**  
Director  
DIN: 06995779  
Place : Mumbai  
Date: 19 July 2021

**Ritesh Shah**  
Company Secretary  
ACS: 14037  
Place : Mumbai  
Date: 19 July 2021

## Consolidated statement of cash flow for the year ended 31 March 2021

(₹ in lakhs)

Particulars	Notes	Year ended 31 March 2021	Year ended 31 March 2020
<b>A. CASH FLOW FROM OPERATING ACTIVITIES</b>			
Profit before tax		1,274.33	41.39
Adjustments for:			
Depreciation/amortisation		5,874.12	6,942.31
Provision for doubtful debts		1,144.22	88.86
Bad debts and advances written-off		50.00	411.33
Provision for doubtful advances		-	375.00
Provision for inventory		140.74	207.43
Unrealised foreign loss		47.38	75.49
Finance costs		14,150.95	18,020.73
(Profit)/loss on sale of property, plant and equipment		(6.29)	56.65
Profit on sale of investment		-	(1.35)
Liabilities no longer required written back		(606.09)	(590.02)
Provision no longer required written back		(245.29)	(101.12)
Interest income from investing activities		(305.12)	(238.67)
<b>Operating profit before working capital changes</b>		<b>21,518.95</b>	<b>25,288.03</b>
Adjustments for working capital:			
Decrease in inventories		2,242.28	4,483.08
Decrease in trade receivables		5,832.65	20,092.88
Decrease/(Increase) in financial assets and current assets		(2,309.44)	2,382.20
(Decrease) / Increase in liabilities and provisions		(2,332.78)	7,558.75
<b>Cash generated from operating activities</b>		<b>24,951.66</b>	<b>59,804.94</b>
Direct taxes paid (net)		(242.49)	(352.00)
<b>Net cash generated from operating activities</b>	<b>(A)</b>	<b>24,709.17</b>	<b>59,452.94</b>
<b>B. CASH FLOW FROM INVESTING ACTIVITIES</b>			
Sale/(Purchase) of investments		(0.03)	1.35
Investment in compulsorily convertible debentures		(2,210.44)	-
Purchase of property, plant and equipment		(3,562.70)	(4,683.63)
Sale of property, plant and equipment		93.31	58.43
Proceeds from sale of investment		530.00	-
Investment in bank fixed deposits (net)		(1,091.82)	(108.10)
Interest received		305.12	238.67
<b>Net cash used in investing activities</b>	<b>(B)</b>	<b>(5,936.56)</b>	<b>(4,493.28)</b>
<b>C. CASH FLOW FROM FINANCING ACTIVITIES</b>			
Proceeds from long term borrowings		5,053.78	11,328.12
Repayment of long term borrowings		(7,511.84)	(17,038.49)
(Repayment of)/Proceeds from short term borrowings (net)		(4,999.25)	(25,031.31)
Deposits with bank towards margin money against borrowings (net)		794.95	(1,181.37)
Finance costs paid		(14,272.17)	(17,489.21)
Repayment of lease obligations		(717.43)	(213.41)
<b>Net cash used in financing activities</b>	<b>(C)</b>	<b>(21,651.96)</b>	<b>(49,625.67)</b>
<b>Net increase in cash and cash equivalents</b>	<b>(A+B+C)</b>	<b>(2,879.35)</b>	<b>5,333.99</b>
Opening balance of cash and cash equivalents		7,228.23	1,894.24
<b>Closing balance of cash and cash equivalents</b>		<b>4,348.88</b>	<b>7,228.23</b>
<b>Components of cash and cash equivalents:</b>			
Cash on hand		168.16	158.08
Balances with banks in current accounts		4,143.72	7,034.61
In fixed deposits (original maturity period less than 3 months)		37.00	35.54
<b>Cash and cash equivalents</b>	<b>16</b>	<b>4,348.88</b>	<b>7,228.23</b>

**Note:**

The statement of cash flows has been prepared under the indirect method as set out in Indian Accounting Standard (Ind AS 7) statement of cash flows.

Summary of significant accounting policies and other explanatory information 2  
The accompanying notes form an integral part of the consolidated financial statements  
This is the consolidated cash flow statement referred to in our report of even date

**For Walker Chandio & Co LLP**  
Chartered Accountants  
Firm Registration No: 001076N / N500013

**For and on behalf of the Board of Directors**

**Adi P. Sethna**  
Partner  
Membership No: 108840  
Place : Mumbai  
Date: 20 July 2021

**Utpal K Ganguli**  
Vice Chairman  
DIN: 00067083  
Place : Mumbai  
Date: 19 July 2021

**Ramakrishnan Ramaswamy**  
Director  
DIN: 00773787  
Place : Mumbai  
Date: 19 July 2021

**Nicholas Blazquez**  
Director  
DIN: 06995779  
Place : Mumbai  
Date: 19 July 2021

**Ritesh Shah**  
Company Secretary  
ACS: 14037  
Place : Mumbai  
Date: 19 July 2021

## Consolidated statement of changes in equity for the year ended 31 March 2021

## a) Equity share capital

(Refer note 21)

Particulars	Number of shares	(₹ in lakhs)
<b>Issued, subscribed and paid-up:</b>		
<b>As at 1 April 2019</b>	<b>23,55,66,665</b>	<b>4,711.33</b>
Issue of shares	-	-
<b>As at 31 March 2020</b>	<b>23,55,66,665</b>	<b>4,711.33</b>
Issue of shares	-	-
<b>As at 31 March 2021</b>	<b>23,55,66,665</b>	<b>4,711.33</b>

## b) Equity component of non-cumulative convertible preference shares

(Refer note 21)

Particulars	Number of shares	(₹ in lakhs)
<b>Issued, subscribed and paid-up:</b>		
<b>As at 1 April 2019</b>	-	-
Issue of shares	68,18,180	681.82
<b>As at 31 March 2020</b>	<b>68,18,180</b>	<b>681.82</b>
Issue of shares	-	-
<b>As at 31 March 2021</b>	<b>68,18,180</b>	<b>681.82</b>

## c) Other equity

(Refer note 22)

(₹ in lakhs)

Particulars	Reserve and Surplus				Total
	Capital reserve	Securities premium	General reserve	Balance surplus in the statement of profit and loss (Retained Earnings)	
<b>Balance as at 1 April 2019</b>	<b>0.80</b>	<b>11,027.80</b>	<b>5,504.76</b>	<b>7,985.35</b>	<b>24,518.71</b>
Transitional adjustment of Ind AS-116 (Refer note 55)	-	-	-	(48.83)	(48.83)
Profit for the year	-	-	-	1,279.55	1,279.55
Other comprehensive income for the year	-	-	-	0.83	0.83
Issue of shares at premium	-	6,818.18	-	-	6,818.18
<b>Balance as at 31 March 2020</b>	<b>0.80</b>	<b>17,845.98</b>	<b>5,504.76</b>	<b>9,216.90</b>	<b>32,568.44</b>
Profit for the year	-	-	-	250.55	250.55
Other comprehensive income for the year	-	-	-	(34.56)	(34.56)
<b>Balance as at 31 March 2021</b>	<b>0.80</b>	<b>17,845.98</b>	<b>5,504.76</b>	<b>9,432.89</b>	<b>32,784.43</b>

Summary of significant accounting policies and other explanatory information (Refer note 2)

The accompanying notes form an integral part of the consolidated financial statements

This is the consolidated statement changes in equity statement referred to in our report of even date

**For Walker Chandio & Co LLP****For and on behalf of the Board of Directors**

Chartered Accountants  
Firm Registration No: 001076N / N500013

**Adi P. Sethna**  
Partner  
Membership No: 108840  
Place : Mumbai  
Date: 20 July 2021

**Utpal K Ganguli**  
Vice Chairman  
DIN: 00067083  
Place : Mumbai  
Date: 19 July 2021

**Nicholas Blazquez**  
Director  
DIN: 06995779  
Place : Mumbai  
Date: 19 July 2021

**Ramakrishnan Ramaswamy**  
Director  
DIN: 00773787  
Place : Mumbai  
Date: 19 July 2021

**Ritesh Shah**  
Company Secretary  
ACS: 14037  
Place : Mumbai  
Date: 19 July 2021

**Notes to the Consolidated financial statements for the year ended 31 March 2021****1. Group information**

Allied blenders and Distillers Private Limited ("the Company" or "Parent Company") and its subsidiaries (collectively referred to as the 'Group') are engaged in the business of manufacture, purchase and sale of Alcoholic Beverages/liquids. The Parent Company is a private limited Company domiciled and headquartered in Mumbai, Maharashtra, India. It is incorporated under the Companies Act, 1956.

The Consolidated financial statements ('the financial statements') of the Company for the year ended 31 March 2021 were authorised for issue in accordance with the resolution of Board of Directors on 19 July 2021.

**2. Significant accounting policies****a. Basis of Preparation**

The consolidated financial statements comply in all material aspects with Indian Accounting Standards (Ind AS) notified under Section 133 of the Companies Act, 2013 (the 'Act') and Companies (Indian Accounting Standards) Rules, 2015, as amended and other relevant provisions of the Act.

The accounting policies are applied consistently to all the periods presented in the financial statements, except for amendments applicable from a specified date.

The consolidated financial statements have been prepared on a historical cost convention and accrual basis, except for the certain financial assets and liabilities that are measured at fair value.

All assets and liabilities have been classified as current or non-current as per the Group's normal operating cycle (which is a period not exceeding twelve months) and other criteria set out in Schedule III to Companies Act, 2013.

**b. Principles of consolidation and equity accounting****Subsidiaries**

Subsidiaries are all entities over which the Group has control. The Group controls an entity when the Group is exposed to, or has rights to, variable returns from its involvement with the entity and has the ability to affect those returns through its power to direct the relevant activities of the entity. Subsidiaries are fully consolidated from the date on which control is transferred to the Group. They are deconsolidated from the date that control ceases.

The Group combines the financial statements of the Parent Company and its subsidiaries line by line, adding together like items of assets, liabilities, income and expenses. Inter-Company transactions, balances and unrealised gains on transactions between Group companies are eliminated. Accounting policies of subsidiaries have been changed where necessary to ensure consistency with the policies adopted by the Parent Company. Non-controlling interests, if any in the results and equity of subsidiaries are shown separately in the Consolidated Statement of Profit and Loss, Consolidated Statement of Changes in Equity and Consolidated Balance Sheet respectively

**Business combinations**

A common control business combination, involving entities or businesses in which all the combining entities or businesses are ultimately controlled by the same party or parties both before and after the business combination and where the control is not transitory, is accounted for in accordance with Appendix C to Ind AS 103 'Business Combinations'.

Other business combinations, involving entities or businesses are accounted for using acquisition method. Consideration transferred in such business combinations is measured at fair value as on the acquisition date, which comprises the following

- Fair values of the assets transferred
- Liabilities incurred to the former owners of the acquired business
- Equity interests issued by the Company

Goodwill is recognised and is measured as the excess of the sum of the consideration transferred, the amount of any non-controlling interests in the acquiree, and the fair value of the acquirer's previously held equity interest in the acquiree, over the net consideration amounts i.e identifiable assets acquired and the liabilities assumed.

**Notes to the Consolidated financial statements for the year ended 31 March 2021****c. Foreign Currency Transactions**

The functional currency of the Company and its subsidiaries is Indian rupee.

Transactions in foreign currency are recorded at exchange rate prevailing on the date of transaction. Foreign currency denominated monetary assets and liabilities are translated at the exchange rate prevailing on the Balance sheet date and exchange gain or loss arising on their settlement and restatement are recognized in the Statement of Profit and Loss.

Non-monetary assets and liabilities that are recorded in terms of historical cost are not retranslated.

**d. Revenue Recognition**

Revenue is recognized on satisfaction of performance obligation upon transfer of control of promised products or services to customers, at an amount that reflects the consideration expected to be received by the Group in exchange for those products or services.

The Group satisfies a performance obligation and recognises revenue over time, if one of the following criteria is met:

- i. The customer simultaneously receives and consumes the benefits provided by the Group's performance as the Group performs; or
- ii. The Group's performance creates or enhances an asset that the customer controls as the asset is created or enhanced; or
- iii. The Group's performance does not create an asset with an alternative use to the Group and an entity has an enforceable right to payment for performance completed to date.

For performance obligations where None of the above conditions are met, revenue is recognised at the point in time at which the performance obligation is satisfied.

Revenue from sale of products are recognised by the Group at a point in time on which the performance obligation is satisfied.

**Revenue from sale of products**

Revenue is recognised on transfer of control, being on dispatch of goods or upon delivery to customer, in accordance with the terms of sale.

**Revenue from manufacture and sale of products from tie-up manufacturing arrangements:**

The Group has entered into arrangements with Tie-up Manufacturing Units (TMUs), where-in TMUs manufacture and sell on behalf of the Group. Under such arrangements, the Group has exposure to significant risks and rewards associated with the sale of products i.e., it has the primary responsibility for providing goods to the customer, has pricing latitude and is also exposed to inventory and credit risks. Accordingly, the transactions of the TMUs under such arrangements have been recorded as gross revenue, excise duty and expenses as if they were transactions of the Group. The Group also presents inventory lying with TMU's under such arrangements as its own inventory.

The net receivables from/payable to TMUs are recognised under other -financial assets/other -financial liabilities as due from tie up units or due to tie up units respectively.

**Interest**

Interest income for all debt instruments is recognised using the effective interest rate method. The effective interest rate is the rate that exactly discounts estimated future cash receipts through the expected life of the financial asset to the gross carrying amount of the financial asset. When calculating the effective interest rate, the Company estimates the expected cash flows by considering all the contractual terms of the financial instrument (for example, prepayment, extension, call and similar options) but does not consider the expected credit losses.

**e. Income tax**

Income tax expense comprises current tax expenses and net change in the deferred tax assets or liabilities during the year. Current and deferred taxes are recognised in the Statement of profit and loss, except when they relate to item that are recognised in Other comprehensive income or directly in Equity, in which case, the current and deferred tax are also recognised in Other comprehensive income or directly in Equity respectively.

The income tax expense or credit for the period is the tax payable on the current period's taxable income based on the applicable income tax rate adjusted by changes in deferred tax assets and liabilities attributable to temporary differences and to unused tax losses.



**Notes to the Consolidated financial statements for the year ended 31 March 2021**

The current income tax charge is calculated on the basis of the tax laws enacted in relation to the reporting period.

Deferred income tax is recognised using Balance sheet approach. Deferred income tax assets and liabilities are recognised for deductible and taxable temporary differences arising between the tax base of assets and liabilities and their carrying amount, except when the deferred income tax arises from the initial recognition of an asset or liability in a transaction that is not a business combination and affects neither accounting nor taxable profit or loss at the time of recognition.

Deferred tax asset is recognised to the extent that sufficient taxable profit will be available against which the deductible temporary differences and the carry forward of unused tax credits and unused tax losses can be utilised. Deferred income tax is determined using tax rates (and laws) that have been enacted or substantively enacted by the end of the reporting period and are expected to apply when the related deferred income tax asset is realised or the deferred income tax liability is settled. The carrying amount of deferred tax assets are reviewed at each reporting date and reduced when it is no longer probable that sufficient taxable profit will be available to allow the full or part of deferred income tax assets to be utilised. At each reporting date, the Group re-assesses unrecognized deferred tax assets. It recognizes unrecognized deferred tax asset to the extent that it has become reasonably certain, as the case may be, that sufficient future taxable income will be available against which such deferred tax assets can be realized.

Deferred tax assets and liabilities are offset when there is a legally enforceable right to offset current tax assets and liabilities and when the deferred tax balances relate to the same taxation authority. Current tax assets and tax liabilities are offset where the entity has a legally enforceable right to offset and intends either to settle on a net basis, or to realise the asset and settle the liability simultaneously.

Deferred tax assets include Minimum Alternate Tax (MAT) paid in accordance with the tax laws in India which is likely to give future economic benefit in the form of availability of setoff against future income tax liability. Accordingly, MAT is recognised as deferred tax assets in the Balance sheet when the assets can be measured reliably and it is probable that the future economic benefit associated with the asset will be realised.

**f. Leases****As a lessee**

The Group applies a single recognition and measurement approach for all leases, except for short-term leases and leases of low-value assets. The Group recognises lease liabilities to make lease payments and right-of-use assets representing the right to use the underlying assets.

**i. Right of use assets**

The Group recognises right-of-use assets at the commencement date of the lease (i.e., the date the underlying asset is available for use). Right-of-use assets are measured at cost, less any accumulated depreciation and impairment losses, (if any) and adjusted for any re-measurement of lease liabilities. The cost of right-of-use assets includes the amount of lease liabilities recognised, initial direct costs incurred, and lease payments made at or before the commencement date less any lease incentives received. Right-of-use assets are depreciated on a straight-line basis over the shorter of the lease term and the estimated useful lives of the assets.

The right-of-use assets are also subject to impairment. Refer to the accounting policies note g for impairment of non-financial assets.

**ii. Lease liabilities**

At the commencement date of the lease, the Group recognises lease liabilities measured at the present value of lease payments to be made over the lease term. The lease payments include fixed payments (including in-substance fixed payments) less any lease incentives receivable, variable lease payments that depend on an index or a rate, and amounts expected to be paid under residual value guarantees. The lease payments also include the exercise price of a purchase option reasonably certain to be exercised by the Group and payments of penalties for terminating the lease, if the lease term reflects the Group exercising the option to terminate. Variable lease payments that do not depend on an index or a rate are recognised as expenses (unless they are incurred to produce Property plant and equipment) in the period in which the event or condition that triggers the payment occurs.

In calculating the present value of lease payments, the Group uses its incremental borrowing rate at the lease commencement date because the interest rate implicit in the lease is not readily determinable. After the commencement date, the amount of lease liabilities is increased to reflect the accretion of interest and reduced for the lease payments made. In addition, the carrying amount of lease liabilities is remeasured if there is a modification, a change in the lease term, a change in the lease payments (e.g., changes to future payments resulting from a change in an index or rate used to determine such lease payments) or a change in the assessment of an option to purchase the underlying asset.

**Notes to the Consolidated financial statements for the year ended 31 March 2021**

The Group's lease liabilities are included in financial liability

**iii. Short-term leases and leases of low-value assets**

The Group applies the short-term lease recognition exemption to its short-term leases of machinery and equipment (i.e., those leases that have a lease term of 12 months or less from the commencement date and do not contain a purchase option). It also applies the lease of low-value assets recognition exemption to leases of laptops, lease-lines and office furniture and equipment that are considered to be low value. Lease payments on short-term leases and leases of low-value assets are recognised as expense on a straight-line basis over the lease term.

**g. Impairment of non-financial assets**

The carrying amount of the non-financial assets are reviewed at each Balance Sheet date to confirm if there is any indication of impairment based on internal /external factors. An impairment loss is recognised whenever the carrying amount of an asset or a cash generating unit exceeds its recoverable amount. The recoverable amount of the assets (or where applicable, that of the cash generating unit to which the asset belongs) is estimated as the higher of its net selling price and its value in use. Impairment loss is recognised in the statement of profit and loss.

After impairment, depreciation / amortisation is provided on the revised carrying amount of the asset over its remaining useful life.

A previously recognised impairment loss is increased or reversed depending on changes in circumstances. However, the carrying value after reversal is not increased beyond the carrying value that would have prevailed by charging usual depreciation / amortisation if there were no impairment.

**h. Cash and cash equivalents**

For the purpose of presentation in the statement of cash flows, cash and cash equivalents includes cash on hand, deposits held at call with financial institutions, other short-term, highly liquid investments with original maturities of three months or less that are readily convertible to known amounts of cash and which are subject to an insignificant risk of changes in value, and bank overdrafts. Bank overdrafts are shown within borrowings in current liabilities in the balance sheet.

**i. Trade receivable**

Trade receivables are recognised initially at fair value and subsequently measured at amortised cost using the effective interest method, less provision for impairment

**j. Inventories**

Raw materials, work-in-progress, finished goods and packing materials are carried at the lower of cost and net realisable value. Damaged, non-moving / obsolete stocks are suitably written down/provided for.

In determining cost of raw materials, packing materials, work-in-progress and finished goods, weighted average cost method is used. Cost of inventory comprises all costs of purchase, non-refundable duties and taxes and all other costs incurred in bringing the inventory to their present location and condition.

Cost of work-in-progress and finished goods includes the cost of raw materials, packing materials, an appropriate share of fixed and variable production overheads, excise duty as applicable and other costs incurred in bringing the inventories to their present location and condition.

**k. Investments and financial assets****Classification**

The Group classifies its financial assets in the following measurement categories:

- those to be measured subsequently at fair value (either through other comprehensive income, or through statement of profit and loss), and
- those measured at amortised cost.

The classification depends on the Group's business model for managing the financial assets and the contractual terms of the cash flows.

For assets measured at fair value, gains and losses will either be recorded in statement of profit and loss or other comprehensive income. For investments in equity instruments, this will depend on whether the Group

**Notes to the Consolidated financial statements for the year ended 31 March 2021**

has made an irrevocable election at the time of initial recognition to account for the equity investment at fair value through other comprehensive income.

**Measurement**

At initial recognition, the Group measures a financial asset at its fair value plus, in the case of a financial asset not at fair value through profit and loss, transaction costs that are directly attributable to the acquisition of the financial asset. Transaction costs of financial assets carried at fair value through profit or loss are expensed in statement of profit and loss.

**Measurement of equity instruments**

The Group subsequently measures all equity investments at fair value. Changes in the fair value of financial assets at fair value through profit and loss are recognised in the statement of profit and loss.

**Impairment of financial assets**

The Group assesses on a forward looking basis the expected credit losses associated with its assets carried at amortised cost. The impairment methodology applied depends on whether there has been a significant increase in credit risk.

For trade receivables only, the Group applies the simplified approach permitted by Ind AS 109 Financial Instruments, which requires expected lifetime losses to be recognised on initial recognition of the receivables.

**De-recognition of financial assets**

A financial asset is derecognised only when

- The Group has transferred the rights to receive cash flows from the financial asset or
- retains the contractual rights to receive the cash flows of the financial asset, but assumes a contractual obligation to pay the cash flows to one or more recipients.

Where the Group has transferred an asset, the Group evaluates whether it has transferred substantially all risks and rewards of ownership of the financial asset. In such cases, the financial asset is derecognised. Where the entity has not transferred substantially all risks and rewards of ownership of the financial asset, the financial asset is not derecognised.

Where the Group has neither transferred a financial asset nor retains substantially all risks and rewards of ownership of the financial asset, the financial asset is derecognised if the Group has not retained control of the financial asset. Where the Group retains control of the financial asset, the asset is continued to be recognised to the extent of continuing involvement in the financial asset.

**l. Offsetting financial instruments**

Financial assets and liabilities are offset and the net amount is reported in the balance sheet where there is a legally enforceable right to offset the recognised amounts and there is an intention to settle on a net basis or realise the asset and settle the liability simultaneously. The legally enforceable right must not be contingent on future events and must be enforceable in the normal course of business and in the event of default, insolvency or bankruptcy of the Group or the counterparty.

**m. Property plant and equipment (including Capital Work-in-Progress)**

Freehold land is carried at historical cost less impairment loss, if any. All other items of property, plant and equipment are stated at historical cost less accumulated depreciation / amortisation, and impairment loss, if any. Historical cost includes expenditure that is attributable to the acquisition/ construction and all other costs (including borrowing related to qualifying assets), that are not refundable and are necessary to bring the asset to its working condition of use as intended.

Subsequent costs are included in the asset's carrying amount or recognised as a separate asset, as appropriate, only when it is possible that future economic benefits associated with the item will flow to the Group and the cost of the item can be measured reliably. The carrying amount of any component accounted for as a separate asset is derecognised when replaced. All other repairs and maintenance are charged to statement of profit and loss during the reporting period in which they are incurred.

The cost of property, plant and equipment which are incurred before the date they are ready for their intended use, are disclosed as capital work-in-progress before such date.

Gains or losses arising from derecognition of property, plant and equipment are measured as the difference

**Notes to the Consolidated financial statements for the year ended 31 March 2021**

between the net disposal proceeds and the carrying amount of the asset and are recognised in the statement of profit and loss when the asset is derecognised.

**Depreciation / Amortisation:**

Depreciation is charged on written down value method as prescribed in Schedule II to the Companies Act, 2013 keeping a residual value of assets at 5% of the original cost, except in case of computers and data processing units where residual value is estimated at 1% of the original cost. Depreciation is calculated pro-rata from the date of addition/ or upto the date of disposal, as the case may be.

Capital costs in respect of upgradation of leased premises has been amortized over the initial lease period or its useful lives whichever is lower.

On transition to Ind AS, the Group has elected to continue with the carrying value of all of its property, plant and equipment recognised as at 1 April 2017 measured as per the previous GAAP and use that carrying value as the deemed cost of the property, plant and equipment.

**n. Intangible Assets and amortisation**

Intangible assets with a finite useful life are carried at cost less accumulated amortisation and accumulated impairment losses, if any. Cost includes expenditure that is attributable to the acquisition/ development of the intangible assets including cost necessary to bring the asset to its intended use or sale.

Identifiable intangible assets are recognised when it is probable that future economic benefits attributed to the asset will flow to the Group and the cost of the asset can be reliably measured.

Software and related implementation costs are capitalized where it is expected to provide enduring economic benefits and are amortized over a period of 5 years starting from the month of addition.

Manufacturing License is considered as an asset with indefinite useful life, since there is no foreseeable limit to the period over which the asset is expected to generate net cash inflows for the entity. The acquisition cost of such asset is carried at deemed cost and is tested for impairment annually.

Patent, trademarks and design, and license other than manufacturing license acquisition cost are amortised over a period of 10 years from the month of acquisition

Goodwill arising on business combination is carried at deemed cost and is tested for impairment annually.

Gains or losses arising from derecognition of an intangible asset are measured as the difference between the net disposal proceeds and the carrying amount of the asset and are recognised in the statement of profit and loss when the asset is derecognised.

On transition to Ind AS, the Group has elected to continue with the carrying value of all of its intangible assets recognised as at 1 April 2017 measured as per the previous GAAP and use that carrying value as the deemed cost of the intangible assets.

**o. Borrowings**

Borrowings are initially recognised at fair value (net of transaction costs incurred). Any difference between the proceeds (net of transaction costs) and the redemption amount is recognized in Statement of profit and loss over the period of the borrowings using the effective interest method. Subsequently all borrowings are measured at amortised cost using the effective interest rate method.

Borrowings are derecognized from the balance sheet when the obligation specified in the contract is discharged, cancelled or expired. The difference between the carrying amount of a financial liability that has been extinguished or transferred to another party and the consideration paid, including any non-cash assets transferred or liabilities assumed, is recognised in statement of profit and loss. The gain / loss is recognised in other equity in case of transaction with shareholders.

**p. Borrowing Costs**

General and specific borrowing costs directly attributable to the acquisition, construction or production of qualifying assets, which are assets that necessarily take a substantial period of time to get ready for their intended use or sale, are added to the cost of those assets, until such time the assets are substantially ready for their intended use. All other borrowing costs are recognised as an expense in statement of Profit and Loss in the period in which they are incurred.

**q. Provisions, Contingent Liabilities and contingent assets**

A provision is recognised when the Group has a present obligation as a result of past events and it is probable that an outflow of resources will be required to settle the obligation, in respect of which a reliable estimate can be made.

## Notes to the Consolidated financial statements for the year ended 31 March 2021

Provisions are measured at present value of management's best estimate of the expenditure required to settle the present obligation at the end of the reporting period. The discount rate used to determine the present value is a pre-tax rate that reflects the current market assessments of time value of money and the risks specific to the liability. The increase in the provision due to passage of time is recognised as interest expense. The provisions are reviewed at each Balance Sheet date and adjusted to reflect the current management estimates.

Contingent liabilities are disclosed in respect of possible obligations that arise from past events, whose existence would be confirmed by the occurrence or non-occurrence of one or more uncertain future events not wholly within the control of the Group, or a present obligation where outflow of resources is not probable or where outflow is probable but reliable estimate of the amount cannot be made.

Contingent assets are not recognised in the financial statements. However, they are disclosed only when an inflow of economic benefits is probable.

### r. Employee Benefits

**A) Short term employee benefits:** All employee benefits which are due within twelve months of rendering the services are classified as short term employee benefits. Benefits such as salaries, wages, compensated absences, etc. and the expected cost of bonus, ex-gratia are recognised in the period in which the employee renders the related service.

#### B) Post-employment benefits

**i. Defined Contribution Plans:** Group's contribution to the state governed provident fund scheme, superannuation scheme, Employees State Insurance corporation (ESIC) etc. are recognised during the year in which the related service is rendered.

**ii. Gratuity:** The Group has computed its liability towards future payments of gratuity to employees, on actuarial valuation basis which is determined based on project unit credit method and the charge for current year is debited to the Statement of Profit and Loss. The present value of the defined benefit obligation, which is unfunded at present, is determined by discounting the estimated future cash outflows by reference to market yields at the end of the reporting period on government bonds that have terms approximating the terms of the related obligation. Actuarial gains and losses arising on the measurement of defined benefit obligation is charged/ credited to other comprehensive income.

**iii. Compensated absences:** Accumulated compensated absences, which are expected to be availed or encashed within 12 months from the end of the year are treated as short term employee benefits. The obligation towards the same is measured at the expected cost of accumulating compensated absences as the additional amount expected to be paid as a result of the unused entitlement as at the year end.

Accumulated compensated absences, which are expected to be availed or encashed beyond 12 months from the end of the year are treated as other long term employee benefits. The Company's liability is actuarially determined (using the Projected Unit Credit method) at the end of each year. Actuarial losses/gains are recognised in the Statement of Profit and Loss in the year in which they arise.

**C) Termination Benefits:** These are recognised as an expense in the Statement of Profit and Loss of the year in which they are incurred, i.e. when employment is terminated or when an employee accepts voluntary redundancy in exchange for these benefits.

### s. Earnings per share

Basic earnings per share are calculated by dividing the net profit or loss (excluding other comprehensive income) for the year attributable to equity shareholders by the weighted average number of equity shares outstanding during the year. The weighted average number of equity shares outstanding during the year is adjusted for events such as bonus issue, bonus element in a right issue, shares split (sub-division) and reverse share splits (consolidation of shares) that have changed the number of equity shares outstanding, without a corresponding change in resources. For the purpose of calculating diluted earnings per share, the net profit or loss (excluding other comprehensive income) for the year attributable to equity shareholders and the weighted average number of shares outstanding during the year are adjusted for the effects of all dilutive potential equity shares.

### t. Exceptional items

When an item of income or expense within Statement of pro-fit and loss from ordinary activity is of such size, nature or incidence that its disclosure is relevant to explain more meaningfully the performance of the Group for the year, the nature and amount of such items is disclosed as exceptional items.

## 3. Critical estimates and judgements

The preparation of financial statements in conformity with Ind AS requires estimates and assumptions to be made

## Notes to the Consolidated financial statements for the year ended 31 March 2021

by the Management of the Group that affect the reported amounts of assets and liabilities and amounts disclosed as contingent liabilities on the date of the financial statements and the reported amounts of revenues and expenses during the reporting period. Differences between actual results and estimates are recognised in the period in which the results are known.

The Management believes that these estimates are prudent and reasonable and are based upon the management's best knowledge of current events and actions. Actual results could differ from these estimates and differences between actual results and estimates are recognised in the periods in which the results are known or materialised.

This note provides an overview of the areas that involved a higher degree of judgement or complexity, and of items which are more likely to be materially adjusted due to originally assessed estimates and assumptions turning out to be different than the actual results.

Examples of such estimates include the useful life of property, plant and equipment, provision for doubtful debts/advances, future obligation in respect of retirement benefit plans, impairment of investments/assets, etc.

### i) Property, plant and equipment and Intangible Assets:

Management reviews the estimated useful lives and residual values of the assets annually in order to determine the amount of depreciation/amortisation to be recorded during any reporting period. The useful lives and residual values as per schedule II to the Companies Act, 2013 or otherwise are based on the Group's historical experience with similar assets and taking into account anticipated technological changes, whichever is more appropriate.

### ii) Income Tax:

The Group reviews at each balance sheet date the carrying amount of deferred tax assets. The factors used in estimates may differ from actual outcome which could lead to an adjustment to the amounts reported in the consolidated financial statements.

### iii) Contingencies:

Management has estimated the possible outflow of resources, if any at the end of each annual reporting financial year, if any, in respect of contingencies/claim/litigations against the Group as it is not possible to predict the outcome of pending matters with accuracy.

### iv) Impairment of financial assets:

The impairment provisions for financial assets are based on assumptions about risk of default and expected cash loss. The Group uses judgement in making these assumptions and selecting the inputs to the impairment calculation, based on Group's past history, existing market conditions as well as forward looking estimates at the end of each reporting period.

### v) Impairment of non-financial assets:

The carrying amounts of assets are reviewed at each Balance Sheet date to assess whether there is any indication that an individual asset / group of assets (constituting a Cash Generating Unit) may be impaired. If there is any indication of impairment based on internal / external factors i.e. when the carrying amount of the assets exceed the recoverable amount, an impairment loss is charged to the Statement of Profit and Loss in the year in which an asset is identified as impaired. An impairment loss recognised in prior accounting periods is reversed or reduced if there has been a favorable change in the estimate of the recoverable amount. However, the carrying value after reversal is not increased beyond the carrying value that would have prevailed by charging usual depreciation if there was no impairment.

### vi) Defined benefit obligation

The cost of post-employment benefits is determined using actuarial valuations. The actuarial valuation involves making assumptions about discount rates, expected rate of return on assets, future salary increases and mortality rates. Due to the long term nature of these plans such estimates are subject to significant uncertainty. The assumptions used are disclosed in the notes to the financial statements.

### vii) Fair value measurements

Management applies valuation techniques to determine the fair value of financial instruments (where active market quotes are not available). This involves developing estimates and assumptions consistent with how market participants would price the instrument.

## 4. Standards issued but not yet effective

There are no standards that are issued but not yet effective on 31 March 2021.



(₹ in lakhs)

Particulars	Freehold land	Leasehold land	Building	Factory road	Plant and machinery	Furniture and fixtures	Vehicles	Electrical installation	Leasehold Improvements**	Office equipment	Computers	Server and network	Lab processing equipments	Moulds	Total
<b>Gross carrying value</b>															
<b>As at 1 April 2019</b>	9,259.52	12,772.27	26,119.11	297.10	29,661.67	1,696.76	3,658.12	1,348.80	-	1,513.39	515.94	285.65	165.87	161.16	87,455.36
Additions	448.11	-	6.19	-	1,536.43	21.18	136.72	38.21	-	93.00	26.31	-	17.00	-	2,323.15
Adjustments*	-	-	-	-	(576.35)	0.35	-	567.72	-	3.98	(2.79)	-	7.10	-	-
Reclassified on account of adoption of Ind AS 116 'Leases' (Refer note 55)	-	(12,772.27)	-	-	-	-	-	-	-	-	-	-	-	-	(12,772.27)
Deductions	-	-	10.61	-	249.56	271.40	35.25	14.85	-	181.38	99.64	2.76	9.05	138.14	1,012.64
<b>As at 31 March 2020</b>	9,707.63	-	26,114.69	297.10	30,372.19	1,446.89	3,759.59	1,939.88	-	1,428.99	439.82	282.89	180.92	23.02	75,993.60
Additions	32.61	-	1,346.51	92.51	1,591.36	6.04	80.88	167.24	2,835.89	59.51	147.71	8.51	12.28	-	6,381.05
Deductions	-	-	-	-	177.23	4.43	96.03	2.45	-	6.65	2.69	-	1.22	-	290.70
<b>As at 31 March 2021</b>	9,740.24	-	27,461.20	389.61	31,786.32	1,448.50	3,744.44	2,104.67	2,835.89	1,481.85	584.84	291.40	191.98	23.02	82,083.95
<b>Accumulated depreciation/amortisation</b>															
<b>As at 1 April 2019</b>	-	936.55	7,639.74	245.04	12,961.62	1,359.68	1,977.14	729.81	-	1,104.64	491.91	240.97	118.21	142.39	27,947.70
Charge for the year	-	-	2,288.03	49.75	2,635.37	111.74	537.17	451.83	-	182.29	26.04	23.58	16.85	4.24	6,326.91
Adjustments*	-	-	-	-	(282.06)	(0.06)	-	281.32	-	2.77	(2.73)	-	0.76	-	-
Reclassified on account of adoption of Ind AS 116 'Leases' (Refer note 55)	-	(936.55)	-	-	-	-	-	-	-	-	-	-	-	-	(936.55)
Deductions	-	-	4.05	-	182.99	250.23	34.30	13.36	-	172.77	98.05	2.66	7.87	131.28	897.58
<b>As at 31 March 2020</b>	-	-	9,923.72	294.79	15,131.94	1,221.13	2,480.01	1,449.60	-	1,116.93	417.17	261.89	127.95	15.35	32,440.48
Charge for the year	-	-	1,189.34	36.60	2,613.56	61.35	411.37	178.64	472.65	142.75	83.42	10.81	15.13	1.39	5,217.00
Deductions	-	-	-	-	105.56	4.00	81.87	2.30	-	6.48	2.57	-	0.90	-	203.68
<b>As at 31 March 2021</b>	-	-	11,113.06	331.39	17,639.94	1,278.48	2,809.51	1,625.94	472.65	1,253.20	498.02	272.70	142.18	16.74	37,453.80
Net carrying value	9,707.63	-	16,190.97	2.31	15,240.25	225.76	1,279.58	490.28	-	312.06	22.65	21.00	52.97	7.67	43,553.13
<b>Balance as at 31 March 2020</b>	9,740.24	-	16,348.14	58.22	14,146.38	170.02	934.93	478.73	2,363.24	228.65	86.82	18.70	49.80	6.28	44,630.15
<b>Balance as at 31 March 2021</b>															

\* The Group has conducted physical verification of their property, plant and equipment, based on physical verification report the Group has reclassified certain asset into different classes.

\*\* Leasehold improvement carried out at property taken on lease, used as training center cum guest house by the parent company.

Refer note 23 and note 26 for assets pledged as security.

## 5A Capital work-in-progress

(₹ in lakhs)

<b>Balance as at 1 April 2019</b>	<b>3,349.66</b>
Additions	2,497.31
Capitalised during the year	(1,075.24)
<b>Balance as at 31 March 2020</b>	<b>4,771.73</b>
Additions	732.93
Capitalised during the year	(3,811.31)
<b>Balance as at 31 March 2021</b>	<b>1,693.35</b>

## 6 Right of use assets

(₹ in lakhs)

Particulars	Right of use assets- Land	Right of use assets- Building	Right of use assets- Machinery	Total
<b>Gross carrying value</b>				
<b>As at 1 April 2019</b>	-	-	-	-
Reclassified on account of adoption of Ind AS 116 'Leases' (Refer note 55)*	11,885.30	-	-	11,885.30
Transition impact on account of adoption of Ind AS 116 'Leases' (Refer note 55)	18.56	44.06	1,952.58	2,015.20
Additions	-	1.21	-	1.21
Deductions	-	-	-	-
<b>As at 31 March 2020</b>	<b>11,903.86</b>	<b>45.27</b>	<b>1,952.58</b>	<b>13,901.71</b>
Additions	-	641.94	-	641.94
Deductions	-	19.57	141.09	160.66
<b>As at 31 March 2021</b>	<b>11,903.86</b>	<b>667.64</b>	<b>1,811.49</b>	<b>14,382.99</b>
<b>Accumulated depreciation/amortisation</b>				
<b>As at 1 April 2019</b>	-	-	-	-
Charge for the year	89.44	27.33	311.07	427.84
Deductions	-	-	-	-
<b>As at 31 March 2020</b>	<b>89.44</b>	<b>27.33</b>	<b>311.07</b>	<b>427.84</b>
Charge for the year	89.41	104.54	300.97	494.92
Deductions	-	19.07	141.09	160.16
<b>As at 31 March 2021</b>	<b>178.85</b>	<b>112.80</b>	<b>470.95</b>	<b>762.60</b>
<b>Net carrying value</b>				
<b>Balance as at 31 March 2020</b>	<b>11,814.42</b>	<b>17.94</b>	<b>1,641.51</b>	<b>13,473.87</b>
<b>Balance as at 31 March 2021</b>	<b>11,725.01</b>	<b>554.84</b>	<b>1,340.54</b>	<b>13,620.39</b>

\* Amount of ₹ 11,835.73 lakhs has been re-classified from property, plant and equipment and amount ₹ 49.57 lakhs has been reclassified from prepaid expenses

**7 Intangible assets**

(₹ in lakhs)

Particulars	Software	License fees*	Patent, trademark and design	Total	Goodwill
<b>Gross carrying value</b>					
<b>Balance as at 1 April 2019</b>	<b>1,736.07</b>	<b>6,231.66</b>	<b>51.51</b>	<b>8,019.24</b>	<b>883.68</b>
Additions	4.17	-	-	4.17	-
Deductions	3.27	-	-	3.27	-
<b>Balance as at 31 March 2020</b>	<b>1,736.97</b>	<b>6,231.66</b>	<b>51.51</b>	<b>8,020.14</b>	<b>883.68</b>
Additions	317.70	1.20	-	318.90	-
Deductions	-	-	-	-	-
<b>Balance as at 31 March 2021</b>	<b>2,054.67</b>	<b>6,232.86</b>	<b>51.51</b>	<b>8,339.04</b>	<b>883.68</b>
<b>Accumulated amortisation</b>					
<b>Balance as at 1 April 2019</b>	<b>1,370.64</b>	<b>316.47</b>	<b>8.93</b>	<b>1,696.04</b>	<b>498.44</b>
Charge for the year	150.06	32.23	5.29	187.58	-
Deductions	3.27	-	-	3.27	-
<b>Balance as at 31 March 2020</b>	<b>1,517.43</b>	<b>348.70</b>	<b>14.22</b>	<b>1,880.35</b>	<b>498.44</b>
Charge for the year	126.72	30.40	5.08	162.20	-
Deductions	-	-	-	-	-
<b>Balance as at 31 March 2021</b>	<b>1,644.15</b>	<b>379.10</b>	<b>19.30</b>	<b>2,042.55</b>	<b>498.44</b>
<b>Net carrying value</b>					
<b>Balance as at 31 March 2020</b>	<b>219.54</b>	<b>5,882.96</b>	<b>37.29</b>	<b>6,139.79</b>	<b>385.24</b>
<b>Balance as at 31 March 2021</b>	<b>410.52</b>	<b>5,853.76</b>	<b>32.21</b>	<b>6,296.49</b>	<b>385.24</b>

\*Based on management estimate and conditions stipulated in the licence document issued by the statutory authorities the useful life of manufacturing licence of ₹ 5,675.15 lakhs ( 31 March 2020: ₹ 5,675.15 lakhs) has been assessed to be indefinite.

**8 Investments (non-current)**

(₹ in lakhs)

Particulars	As at 31 March 2021	As at 31 March 2020
<b>Investment</b>		
<b>Investment in equity shares measured at fair value through profit and loss account</b>		
<b>Un-quoted, fully paid-up</b>		
Sanguine New Media and Advisory Private Limited		
31 March 2021- 2,941 (31 March 2020- 2,941) equity shares of ₹ 10 each fully paid up	20.00	20.00
Less : Provision for diminution in the value of investment	(20.00)	(20.00)
Shamrao Vithal Co-operative Bank Ltd		
31 March 2021- 100 (31 March 2020- Nil) equity shares of ₹ 25 each fully paid up	0.03	-
Saraswat Co-Operative Bank Limited		
31 March 2021- 2,500 (31 March 2020- 2,500) equity shares of ₹ 10 each fully paid up	0.25	0.25
Jankalyan Sahkari Bank Limited (#)		
31 March 2021- 10 (31 March 2020- 10) equity shares of ₹ 10 each fully paid up	0.00	0.00
<b>Sub-total (i)</b>	<b>0.28</b>	<b>0.25</b>
<b>Investment in compulsorily convertible debentures (CCD) measured at fair value through other comprehensive income (Refer note 57(i))</b>		
Un-quoted, fully paid-up		
ABD Dwelling Private Limited		
31 March 2021- 20,805,000 (31 March 2020- Nil) CCD of ₹ 10 each fully paid up	2,080.44	-
Madanlal Estates Private Limited		
31 March 2021- 1,300,000 (31 March 2020- Nil) CCD of ₹ 10 each fully paid up	130.00	-
<b>Sub-total (ii)</b>	<b>2,210.44</b>	<b>-</b>
<b>Investment in government securities measured at amortized cost, unquoted</b>		
National savings certificates	0.11	0.11
<b>Sub-total (iii)</b>	<b>0.11</b>	<b>0.11</b>
<b>Total (i+ii+iii)</b>	<b>2,210.83</b>	<b>0.36</b>
<b>Aggregate market value of quoted investments</b>	<b>-</b>	<b>-</b>
<b>Aggregate value of unquoted investments (net of impairment)</b>	<b>2,210.83</b>	<b>0.36</b>
<b>Aggregate amount of impairment in value of investments</b>	<b>20.00</b>	<b>20.00</b>

# Amount less than ₹ 1 thousand.

**9 Loans (non-current)**

(₹ in lakhs)

Particulars	As at 31 March 2021	As at 31 March 2020
<b>Unsecured considered good (unless otherwise stated)</b>		
Security deposits		
- Related party (Refer note 46)	21.00	21.00
- Others	709.88	545.31
Loan to a director employee (Related party) (Refer note 46)	130.66	250.00
<b>Loans and advances to others</b>		
Considered good	-	-
Credit impaired	94.27	94.27
Less : Provision for expected credit loss	(94.27)	(94.27)
<b>Total</b>	<b>861.54</b>	<b>816.31</b>

**Break up of security details :**

Loans receivables considered good - secured	-	-
Loans receivables considered good - unsecured	861.54	816.31
Loans receivables which have significant increase in credit risk	-	-
Loans receivables - credit impaired	94.27	94.27

**10 Other non-current financial assets**

(₹ in lakhs)

Particulars	As at 31 March 2021	As at 31 March 2020
Due from tie-up units	2,677.22	2,353.36
In fixed deposits (original maturity period of more than 12 months)*	1,381.57	658.19
Less : Provision for doubtful deposits	(3.00)	(3.00)
	1,378.57	655.19
<b>Total</b>	<b>4,055.79</b>	<b>3,008.55</b>

\* Fixed deposits shown above are kept under lien with various statutory authorities of ₹ 913.89 lakhs (31 March 2020: ₹ 113.64 lakhs) and short term borrowings availed from banks of ₹ 467.68 lakhs (31 March 2020: ₹ 544.55 lakhs).

**11 Deferred tax assets (net)**

(₹ in lakhs)

Particulars	As at 31 March 2021	As at 31 March 2020
<b>Deferred tax liabilities arising on account of:</b>		
Difference between book depreciation and depreciation as per Income Tax Act, 1961	924.31	622.17
Financial assets and financial liabilities at amortised cost	224.13	310.43
Others	62.60	65.16
<b>Total deferred tax liabilities (A)</b>	<b>1,211.04</b>	<b>997.76</b>
<b>Deferred tax asset arising on account of :</b>		
MAT credit entitlement	742.19	1,405.00
Employee benefits	984.45	955.37
Provision for expected credit loss	855.42	784.71
Difference in book values and tax base values of ROU assets and lease liabilities	37.66	45.15
Others	195.59	80.93
<b>Total deferred tax assets (B)</b>	<b>2,815.31</b>	<b>3,271.16</b>
<b>Deferred tax assets (net) (B-A)</b>	<b>1,604.27</b>	<b>2,273.40</b>

**12 Income tax (current-tax) assets (net) (non-current)**

(₹ in lakhs)

Particulars	As at 31 March 2021	As at 31 March 2020
Advance income tax	908.16	861.31
(net of provision - ₹ 5,389.79 lakhs (31 March 2020 - ₹ 5,389.79 lakhs))		
<b>Total</b>	<b>908.16</b>	<b>861.31</b>

**13 Other non-current assets**

(₹ in lakhs)

Particulars	As at 31 March 2021	As at 31 March 2020
<b>Unsecured</b>		
Capital advances		
- Related party (Refer note 46 and 57(iii))	11,100.00	11,100.00
- Others good	196.90	255.76
- Others credit impaired	20.00	20.00
Less : Provision for doubtful advances	(20.00)	(20.00)
Prepayments	140.01	159.05
Balance with statutory authorities	1,078.97	1,007.15
<b>Total</b>	<b>12,515.88</b>	<b>12,521.96</b>

**14 Inventories**

(₹ in lakhs)

Particulars	As at 31 March 2021	As at 31 March 2020
Raw materials	9,436.12	7,984.78
Packing materials	5,407.21	5,760.09
Finished goods	16,241.87	21,071.09
Stock in transit		
Raw materials	-	379.42
Finished goods	1,707.99	-
Provision for reduction in value of raw materials and packing materials	(944.67)	(1,314.23)
<b>Sub-total</b>	<b>31,848.52</b>	<b>33,881.15</b>
Work-in-progress	2,179.19	2,510.37
Stock-in-trade	32.47	32.47
Stores, spares and consumables	520.91	540.12
<b>Total</b>	<b>34,581.09</b>	<b>36,964.11</b>

Allowance for obsolete inventories for the year amounted to ₹ 140.74 lakhs (31 March 2020: ₹ 207.43 lakhs) has been recognised as an expense during the year and is included in cost of materials consumed in the statement of profit and loss.

**15 Trade receivables**

(₹ in lakhs)

Particulars	As at 31 March 2021	As at 31 March 2020
<b>Unsecured</b>		
Trade receivables		
- Related party (Refer note 46)*	8.95	8.93
- Others good	86,708.09	93,489.70
- Others credit impaired	2,209.89	1,553.57
Less: Provision for expected credit loss (including good debts)	(2,233.97)	(1,577.66)
<b>Total</b>	<b>86,692.96</b>	<b>93,474.54</b>

\*Private Company in which Director of the Group is a Director.

Trade receivables considered good - secured	-	-
Trade receivables considered good - unsecured	86,717.04	93,498.63
Trade receivables which have significant increase in credit risk	-	-
Trade receivables - credit impaired	2,209.89	1,553.57



**16 Cash and cash equivalents**

(₹ in lakhs)

Particulars	As at 31 March 2021	As at 31 March 2020
Cash on hand	168.16	158.08
Balances with banks		
in current accounts	4,143.72	7,034.61
in Fixed deposits (original maturity period less than 3 months)	37.00	35.54
<b>Total</b>	<b>4,348.88</b>	<b>7,228.23</b>

**Note :** There are no repatriation restrictions with respect to cash and bank balances held by the Group.

**17 Other bank balances**

(₹ in lakhs)

Particulars	As at 31 March 2021	As at 31 March 2020
In fixed deposits (original maturity period more than 3 months but less than 12 months)*	1,420.62	1,484.66
In fixed deposits (original maturity period more than 12 months, but less than 12 months from reporting date)*	1,255.47	1,617.94
<b>Total</b>	<b>2,676.09</b>	<b>3,102.60</b>

\* Fixed deposits shown above are kept under lien with various statutory authorities of ₹ 912.94 lakhs (31 March 2020: ₹ 621.37 lakhs) and short term borrowings availed from banks of ₹ 1,763.15 lakhs (31 March 2020: ₹ 2,481.23 lakhs).

**18 Current Loans**

(₹ in lakhs)

Particulars	As at 31 March 2021	As at 31 March 2020
<b>Unsecured, considered good unless otherwise stated</b>		
Security deposits	203.47	345.27
Loans to employees	14.76	23.27
Loan to director employees (Related party) (Refer note 46)	717.94	47.59
Others	-	0.52
<b>Total</b>	<b>936.17</b>	<b>416.65</b>

Break up of security details :

Loans receivables considered good - secured	-	-
Loans receivables considered good - unsecured	936.17	416.65
Loans receivables which have significant increase in credit risk	-	-
Loans receivables - credit impaired	-	-

**19 Other current financial assets**

(₹ in lakhs)

Particulars	As at 31 March 2021	As at 31 March 2020
Due from tie-up units	1,593.40	2,346.60
Receivable from related party (Refer note 46)	-	530.00
Others	9.69	404.56
<b>Total</b>	<b>1,603.09</b>	<b>3,281.16</b>

**20 Other current assets**

(₹ in lakhs)

Particulars	As at 31 March 2021	As at 31 March 2020
Export entitlements receivables	1,123.40	611.82
Advance to suppliers		
- Related party (Refer note 46)*	1,424.89	1,524.89
- Others good	1,496.50	904.53
- Others credit impaired	851.10	851.10
Less: Provision for doubtful advances	(851.10)	(851.10)
Balance with statutory authorities	1,594.15	1,963.31
Prepayments	4,380.00	2,530.86
Other current assets		
Considered good	217.01	228.10
Credit impaired	8.80	8.80
Less : Provision for expected credit loss	(8.80)	(8.80)
<b>Total</b>	<b>10,235.95</b>	<b>7,763.51</b>

\*Private Company in which Director of the Group is a Director.

**21 Equity share capital**

(₹ in lakhs)

Particulars	As at 31 March 2021	As at 31 March 2020
<b>Authorised share capital</b>		
<b>Equity shares</b>		
327,150,000 (31 March 2020 - 247,150,000) equity shares of ₹ 2 each	6,543.00	4,943.00
<b>Issued, subscribed and fully paid-up</b>		
<b>Equity shares</b>		
235,566,665 (31 March 2020 - 235,566,665) equity shares of ₹ 2 each	4,711.33	4,711.33
<b>Total</b>	<b>4,711.33</b>	<b>4,711.33</b>

**Equity component of non-cumulative convertible preference shares**

(₹ in lakhs)

Particulars	As at 31 March 2021	As at 31 March 2020
<b>Authorised share capital</b>		
<b>Non-cumulative convertible preference shares (NCCPS)</b>		
<b>(Equity component)</b>		
7,000,000 (31 March 2020 - 7,000,000) 0.01% Non-cumulative convertible preference shares (NCCPS) of ₹ 10 each	700.00	700.00
<b>Issued, subscribed and fully paid-up</b>		
<b>Non-cumulative convertible preference shares (NCCPS)</b>		
<b>(Equity component)</b>		
6,818,180 (31 March 2020 - 6,818,180) 0.01% Non-cumulative convertible preference shares (NCCPS) of ₹ 10 each	681.82	681.82
<b>Total</b>	<b>681.82</b>	<b>681.82</b>

**(a) Reconciliation of shares outstanding at the beginning and at the end of the year:**

Particulars	As at 31 March 2021		As at 31 March 2020	
	No. of shares	(₹ in lakhs)	No. of shares	(₹ in lakhs)
<b>(i) Equity shares</b>				
Balance as at the beginning of the year	23,55,66,665	4,711.33	23,55,66,665	4,711.33
Add: Shares issued	-	-	-	-
<b>Balance outstanding at the end of the year</b>	<b>23,55,66,665</b>	<b>4,711.33</b>	<b>23,55,66,665</b>	<b>4,711.33</b>

Particulars	As at 31 March 2021		As at 31 March 2020	
	No. of shares	(₹ in lakhs)	No. of shares	(₹ in lakhs)
<b>(ii) Non-cumulative convertible preference shares (NCCPS)</b>				
Balance as at the beginning of the year	68,18,180	681.82	-	-
Add: Shares issued	-	-	68,18,180	681.82
<b>Balance outstanding at the end of the year</b>	<b>68,18,180</b>	<b>681.82</b>	<b>68,18,180</b>	<b>681.82</b>

**(b) Shareholders holding more than 5% of the shares in the Parent Company**

Particulars	As at 31 March 2021		As at 31 March 2020	
	No. of shares (of ₹ 2 each)	% of holding	No. of shares (of ₹ 2 each)	% of holding
<b>(i) Equity shares</b>				
Bina K Chhabria	11,74,28,650	49.85%	11,62,75,400	49.36%
Resham Chhabria	5,87,14,320	24.92%	5,81,37,695	24.68%
Neesha Chhabria	5,87,14,320	24.92%	5,81,37,695	24.68%
<b>Total</b>	<b>23,48,57,290</b>	<b>99.69%</b>	<b>23,25,50,790</b>	<b>98.72%</b>

Particulars	As at 31 March 2021		As at 31 March 2020	
	No. of shares (of ₹10 each)	% of holding	No. of shares (of ₹10 each)	% of holding
<b>(ii) Non-cumulative convertible preference shares (NCCPS)</b>				
Ashoka Liquors Private Limited	68,18,180	100.00%	68,18,180	100.00%
<b>Total</b>	<b>68,18,180</b>	<b>100.00%</b>	<b>68,18,180</b>	<b>100.00%</b>

As per records of the Parent Company, including its register of shareholders/members and other declarations received from shareholders regarding beneficial interest, the above shareholding represents both legal and beneficial ownership of shares.

**(c) Rights, preferences and restrictions attached to each class of shares:**

The Parent Company has only one class of equity shares having a par value of ₹2 per share. Each holder of equity shares is entitled to one vote per share. The dividend proposed, if any, by the Board of directors is subject to the approval of the shareholders at the ensuing Annual General Meeting, except in the case of interim dividend.

In the event of liquidation of the Group, the holders of equity shares will be entitled to receive remaining assets of the Group, after distribution of all preferential amounts. The distribution will be in proportion to the number of fully paid-up equity shares held by the shareholders.

**(d)** The Parent Company has issued 3,33,333 equity shares as fully paid-up for consideration other than cash during the period of five years immediately preceding the reporting date.

**(e)** There are no shares reserved for issue under options and contracts / commitments for the sale of shares / disinvestments.

**(f)** There are no bonus shares issued, or shares bought back during the period of five years immediately preceding the reporting date.

**(g) Terms of NCCPS of ₹ 10 each fully paid-up :**

During the previous year ended 31 March 2020, the Parent Company issued 6,818,180 NCCPS of ₹ 10 each fully paid-up at a premium of ₹ 100 per share. The preferential dividend shall be non-cumulative, and accordingly, if and to the extent that the profits available for distribution are not sufficient to pay the full amount (or any part thereof) of the preferential dividend due for payment in any financial year, then the investor(s) shall not have the right to receive the unpaid preferential dividend in the future financial years.

NCCPS shall be entitled to receive dividend (if any declared by the Parent Company) or repayment of capital in priority to any payment of dividend or repayment of capital to the holders of any other class of shares.

Each NCCPS will be convertible into one fully paid-up equity shares of ₹ 2 each in the paid-up share capital of the Parent Company solely at the option of the Board of Directors of the Parent Company. The holders of NCCPS shall not have any right to opt for conversion at any time during the period of maturity.

If the NCCPS are not converted into equity shares, each NCCPS will be redeemed at such price and at the option of the Parent Company after the expiry of 20 years from the date of allotment.

Terms and conditions of NCCPS may be varied by the Company subject to the mutual agreement of both parties and as per applicable laws

NCCPS shall be redeemed only out of the profits of the Parent Company which would otherwise be available for dividends or out of proceeds of fresh issue of preference shares made for the purpose of redemption.

**22 Other equity**

(₹ in lakhs)

Particulars	As at 31 March 2021	As at 31 March 2020
Capital reserve	0.80	0.80
Securities premium	17,845.98	17,845.98
General reserve	5,504.76	5,504.76
Surplus in the statement of profit and loss (retained earnings)	9,432.89	9,216.90
<b>Total</b>	<b>32,784.43</b>	<b>32,568.44</b>

**Nature and purpose of reserves****(i) Capital reserve**

Capital reserve represents capital surplus. The reserve is not for any specific purpose but the utilisation will be in accordance with provisions of Companies Act, 2013.

**(ii) Securities premium**

Securities premium represents the premium received on the issue of shares. The reserve is to be utilised in accordance with the provisions of Companies Act, 2013.

**(iii) General reserve**

General reserve is created by way of transfer of profits from retained earnings for appropriation purpose. This reserve is a distributable reserve.

**(iv) Surplus in the statement of profit and loss**

Surplus in the statement of profit and loss pertain to the accumulated earnings made by the Group over the years.

**Change in balance of capital reserve**

(₹ in lakhs)

Particulars	As at 31 March 2021	As at 31 March 2020
Balance at the beginning of the year	0.80	0.80
<b>Balance at the end of the year</b>	<b>0.80</b>	<b>0.80</b>

## Change in balance of securities premium

(₹ in lakhs)

Particulars	As at 31 March 2021	As at 31 March 2020
Balance at the beginning of the year	17,845.98	11,027.80
Issue of shares at premium	-	6,818.18
<b>Balance at the end of the year</b>	<b>17,845.98</b>	<b>17,845.98</b>

## Change in balance of general reserve

(₹ in lakhs)

Particulars	As at 31 March 2021	As at 31 March 2020
Balance at the beginning of the year	5,504.76	5,504.76
<b>Balance at the end of the year</b>	<b>5,504.76</b>	<b>5,504.76</b>

## Surplus in the statement of profit and loss

(₹ in lakhs)

Particulars	As at 31 March 2021	As at 31 March 2020
Balance at the beginning of the year (profit and loss)	9,216.90	7,985.35
Add: Profit for the year	250.55	1,279.55
Transition impact on account of adoption of Ind AS 116 'Leases'	-	(75.05)
Tax impact on account of adoption of Ind AS 116 'Leases'	-	26.22
Actuarial gains / (loss) on defined benefit obligations (net of tax)	(34.56)	0.83
<b>Balance at the end of the year</b>	<b>9,432.89</b>	<b>9,216.90</b>

## 23 Borrowings (non-current)

(₹ in lakhs)

Particulars	As at 31 March 2021	As at 31 March 2020
<b>Terms loans, Secured</b>		
Vehicle loans from banks (Refer note a)	103.54	215.45
Indian rupee term loans from banks (Refer note b.i)	10,578.04	12,522.64
Indian rupee term loans from financial institutions (Refer note b.ii)	8,689.29	9,457.55
Foreign currency term loans from banks (Refer note b.iii)	772.35	1,315.05
<b>Unsecured</b>		
Loans from related parties (Refer note 46)		
Others corporate*	-	1,300.00
<b>Total</b>	<b>20,143.22</b>	<b>24,810.69</b>

## Nature of securities and terms of repayment

- a) The vehicle loans from banks and others are secured against specific vehicles. The loans are repayable in monthly instalments ranging from ₹ 1.67 lakhs to ₹ 9.55 lakhs (31 March 2020 - ₹ 0.62 lakhs to ₹ 9.55 lakhs), the last installment being due in August 2023. The rate of interest on these loans varies between 8.39% to 9.17% p.a. (31 March 2020 - 8.01% to 9.17% p.a.)

## b) Details of repayment, rate of interest and security for loans from bank and financial institutions including current maturities :

(₹ in lakhs)

Name of the Lender/ Nature of securities	Rate of Interest	Terms of Repayment	As at 31 March 2021	As at 31 March 2020
<b>(i) Indian rupee term loans from banks</b>				
<b>Lakshmi Vilas Bank Limited :</b>				
(1) First pari-passu charge on the entire movable and immovable fixed assets of the Parent Company (both present and future) on pari-passu basis other than those exclusively charged along with existing lenders.	1.45% above base rate Effective rate of interest being 12.50% p.a. as on 31 March 2021 (31 March 2020: 11.75% p.a.)	8 quarterly installments of ₹ 428.04 lakhs till January 2023.	3,417.37	4,290.00
(2) Second pari-passu charge on the entire current assets of the Parent Company including stock and book debts.				
<b>South Indian Bank Limited :</b>				
Primary Securities:	2.80% spread over and above 12 month	13 quarterly instalments	2,688.63	3,523.81
(1) First pari passu charge on the entire movable and immovable fixed assets of the Parent Company (both present and future) other than exclusively charged along with existing lenders;	MCLR - 11.70% p.a. as on 31 March 2021 (31 March 2020: 12.80% p.a.)	of ₹ 207.29 lakhs till April 2024		
(2) First pari passu charge on property in the name of M/s Tracstar Distillers Private Limited (Refer note 46);				
(3) Second pari-passu charge on entire current assets of the Parent Company; and				
(4) Corporate guarantee of M/s Tracstar Distillers Private Limited. (Refer note 46)				
<b>Yes Bank Limited :</b>				
(1) First pari-passu charge on the entire movable and immovable fixed assets of the Parent Company (both present and future) other than exclusively charged along with existing lenders;	Effective rate of interest as on 31 March 2021 is 11.95% p.a.. (31 March 2020: 11.65% p.a.)	16 quarterly instalments till July 2021	2,236.52	3,517.97
(2) Second pari-passu charge on entire current assets of the Parent Company; and				
(3) Corporate guarantee of M/s Tracstar Distillers Private Limited (Refer note 46).				
<b>IndusInd Bank Limited :</b>				
(1) First pari-passu charge on the entire movable and immovable fixed assets of the Parent Company (both present and future) other than exclusively charged along with existing lenders; and ;	1.00% spread over and above 1 year MCLR - 9.25% - 9.35% p.a. as on 31 March 2021. (31 March 2020: 9.95% p.a.)	₹ 200 lakhs to be paid every quarter till May 2022	923.90	1,280.15
(2) Second pari-passu charge on entire current assets of the Parent Company.		₹ 434.79 lakhs to be paid every quarterly till June 2023	3,724.58	4,924.77
			-	417.27



## b) Details of repayment, rate of interest and security for loans from bank and financial institutions including current maturities :

(₹ in lakhs)

Name of the Lender/ Nature of securities	Rate of Interest	Terms of Repayment	As at 31 March 2021	As at 31 March 2020
<b>(i) Indian rupee term loans from banks</b>				
<b>SVC Co-operative Bank Ltd. :</b> (1) First pari passu charge on the entire movable and immovable fixed assets of the Parent Company (both present and future) other than exclusively charged along with existing lenders; (2) Second pari passu charge with existing term lenders on current assets.	-8.30% spread over PLR. Effective Rate of Interest as on 31 March 2021 is 9.75%	60 monthly installments of ₹ 83.33 lakhs starting from 1 September 2022, till August 2027.	4,932.44	-
<b>(ii) Indian rupee term loans from financial institutions</b>				
<b>Aditya Birla Finance Limited (ABFL) :</b> Exclusive charge on commercial property located at Ashford Centre, Floor No. 1,2,3, 4,7 Senapati Bapat Marg, Lower Parel	Long Term Reference Rate of ABFL(LTRR) + Spread. LTRR at present is 17.85%. Spread at present is - 6.15% to -6.60%. Effective rate of interest as on 31 March 2021 is 11.25 p.a. ( 31 March 2020 : 11.25% p.a.)	58 equal monthly installments of ₹ 112.15 lakhs and additional principal amount payable in 58 month of ₹ 227.45 lakhs	5,110.73	5,568.47
<b>Aditya Birla Finance Limited (ABFL) :</b> Exclusive charge at Industrial Property spread across land area of 6.73 acres owned by Ashoka Liquors Private Limited. (Refer note 46)	Long Term Reference Rate of ABFL(LTRR) + Spread. LTRR at present is 17.85%. Spread at present is - 6.15% to -6.60%. Effective rate of interest as on 31 March 2021 is 11.70 % p.a. (31 March 2020 : 11.70% p.a.)	98 equal monthly installments of ₹ 112.15 lakhs and additional principal amount payable in 98 month of ₹ 119.76 lakhs	4,688.13	4,710.27
<b>(iii) Foreign currency term loans from banks</b>				
<b>Axis Bank Limited :</b> (1) First pari passu charge on the entire movable and immovable fixed assets (both present and future) other than exclusively charged along with existing lenders; (2) Second pari-passu charge on entire current assets of the Parent Company ; and (3) Personal guarantee of Mr. Kishore Chhabria (Refer note 46)	LIBOR+4.75% - 5.01% p.a. as on 31 March 2021 (31 March 2020: 6.67% p.a.)	USD 1.79 lakhs (₹ 133.20 lakhs) to be paid every quarter till September 2023	1,295.03	1,830.57
<b>Total</b>			<b>29,017.33</b>	<b>30,063.28</b>

\* Unsecured loan from related party is chargeable at a fixed rate of interest at 15%. p.a

**Note :** First charge on current assets is with working capital bankers. Second charge would be ceded on reciprocal basis, in line with the existing security structure.

## (c) Reconciliation of liabilities arising from financing activities

(₹ in lakhs)

Particulars	As at 31 March 2021	As at 31 March 2020
Cash and cash equivalents	4,348.88	7,228.23
Lease liabilities	1,980.06	1,881.48
Non-current borrowings (including current maturities)	29,276.17	32,026.24
Current borrowings	66,197.68	71,196.93

(₹ in lakhs)

Particulars	Cash and cash equivalents	Lease liabilities	Non-current borrowings (including current maturities)	Current borrowings	Others#	Total
<b>Balance as at 1 April 2019</b>	<b>1,894.24</b>	<b>-</b>	<b>37,228.96</b>	<b>96,228.24</b>	<b>-</b>	<b>1,31,562.96</b>
Transition impact on account of adoption of Ind AS 116 'Leases'	-	1,896.71	-	-	-	1,896.71
Cash flows (net)	5,333.99	-	-	-	-	(5,333.99)
Unrealised loss	-	-	173.10	-	-	173.10
Proceeds/repayment of borrowings (net)	-	-	(5,710.37)	(25,031.31)	-	(30,741.68)
Addition of lease liabilities	-	1.21	-	-	-	1.21
Repayment of lease liabilities	-	(213.41)	-	-	-	(213.41)
Finance costs	-	196.97	4,593.90	11,417.22	1,812.64	18,020.73
Finance costs paid	-	-	(4,259.35)	(11,417.22)	(1,812.64)	(17,489.21)
<b>Balance as at 31 March 2020</b>	<b>7,228.23</b>	<b>1,881.48</b>	<b>32,026.24</b>	<b>71,196.93</b>	<b>-</b>	<b>97,876.42</b>
Cash flows (net)	(2,879.35)	-	-	-	-	2,879.35
Unrealised loss	-	-	47.38	-	-	47.38
Proceeds/repayment of borrowings (net)	-	-	(2,458.06)	(4,999.25)	-	(7,457.31)
Addition of lease liabilities	-	597.84	-	-	-	597.84
Repayment of lease liabilities	-	(717.43)	-	-	-	(717.43)
Finance costs	-	218.17	3,375.84	8,052.91	2,504.03	14,150.95
Finance costs paid	-	-	(3,715.23)	(8,052.91)	(2,504.03)	(14,272.17)
<b>Balance as at 31 March 2021</b>	<b>4,348.88</b>	<b>1,980.06</b>	<b>29,276.17</b>	<b>66,197.68</b>	<b>-</b>	<b>93,105.03</b>

# Represents liabilities other than borrowings / leases for which the Group has incurred finance costs.

## 24 Lease liabilities (non-current)

(₹ in lakhs)

Particulars	As at 31 March 2021	As at 31 March 2020
Lease obligation (Refer note 55)	1,980.06	1,881.48
Less: Current maturities of lease obligation	(274.16)	(625.33)
<b>Total</b>	<b>1,705.90</b>	<b>1,256.15</b>

**25 Provisions (non-current)**

(₹ in lakhs)

Particulars	As at 31 March 2021	As at 31 March 2020
<b>Provision for employee benefits</b>		
Gratuity (Refer note 47)	904.22	819.85
Superannuation	357.50	340.95
<b>Total</b>	<b>1,261.72</b>	<b>1,160.80</b>

**26 Current borrowings**

(₹ in lakhs)

Particulars	As at 31 March 2021	As at 31 March 2020
<b>Secured</b>		
Cash credit/working capital demand loan from banks (repayable on demand) (Refer note (a)(i))	33,411.05	35,275.10
Bill discounting (repayable on demand) (Refer note (a)(iii))	30,584.75	33,704.41
<b>Unsecured</b>		
From other corporates	379.90	379.90
Cash credit/working capital demand loan from banks (repayable on demand)	1,813.82	-
From related party (Director) (repayable on demand) (Refer note 46)	-	1,200.00
From related party (Refer note 46)	8.16	637.52
<b>Total</b>	<b>66,197.68</b>	<b>71,196.93</b>

**a) Details of security for loans :**

(₹ in lakhs)

Name of the Bank	Nature of securities	As at 31 March 2021	As at 31 March 2020
<b>(i) Cash credit/working capital demand loan from banks (repayable on demand)</b>			
Axis Bank Limited	Primary - First pari passu hypothecation charge on entire current assets. Collateral - (i) First pari passu charge on property in the name of M/s Tracstar Distillers Private Limited; (ii) Second pari passu charge on all movable and immovable fixed assets of the Parent Company present and future except assets which are exclusively charged to term loan lenders;	1,974.69	1,984.51
Axis Bank Limited	Corporate guarantee - M/s Tracstar Distillers Private Limited (Refer note 46).	4,200.00	4,200.00
State Bank of India	Primary - First pari passu hypothecation charge on entire current assets. Collateral - (i) First pari passu charge on property in the name of M/s Tracstar Distillers Private Limited; (ii) Second pari passu charge on fixed assets or mortgaged properties of the Parent Company present and future except building / vehicle which are exclusively charged to other lenders. Corporate guarantee - M/s Tracstar Distillers Private Limited (Refer note 46).	8,047.24	9,061.58

**a) Details of security for loans :**

(₹ in lakhs)

Name of the Bank	Nature of securities	As at 31 March 2021	As at 31 March 2020
Yes Bank Limited	(i) First pari passu hypothecation charge on entire current assets. (ii) Second pari passu charge on all movable fixed assets of the Parent Company present and future except assets which are exclusively charged to term loan lenders. (iii) Extension of second pari passu charge by way of equitable mortgage over the factory, land and building and other immovable assets of the Parent Company located at plot no. 5,6,7 and 7A, MIDC, Industrial Area, Aurangabad. (iv) Extension of first pari passu charge by way of equitable mortgage over the factory, land and building and other immovable assets belonging to M/s Tracstar Distillers Private Limited. (v) Corporate guarantee of M/s Tracstar Distillers Private Limited (Refer note 46).	5,215.44	5,029.17
South Indian Bank Limited	Primary - First pari passu hypothecation charge on entire current assets. Collateral - (i) First pari passu charge on property in the name of M/s Tracstar Distillers Private Limited; (ii) Second pari passu charge on all immovable fixed asset of the Parent Company excluding exclusively charged to other lenders. Corporate guarantee - M/s Tracstar Distillers Private Limited (Refer note 46).	4,501.24	4,522.31
Rabo Bank	(i) First pari passu charge by way of hypothecation of all present and future current assets; (ii) Second pari passu charge on all immovable fixed assets present and future of the Parent Company.	4,942.59	5,985.80
Saraswat Co-operative Bank Ltd.	Primary - First pari passu charge on entire current assets of the Parent Company. Collateral - (i) Second hypothecation charge on pari passu basis on all movable and immovable assets of the Parent Company (except vehicle, freehold land of Ambala and office premises); (ii) Second Pari passu charge on factory land and building of M/s Tracstar Distilleries Private Limited. Corporate guarantee - M/s Tracstar Distillers Private Limited (Refer note 46).	3,940.03	3,983.16
SVC Co-operative Bank Ltd.	Secured against fixed deposit	82.53	-
Punjab National Bank	Secured against fixed deposit	507.29	508.57
<b>Sub-total</b>		<b>33,411.05</b>	<b>35,275.10</b>
<b>(ii) Bill discounting (repayable on demand)</b>			
IDFC First Bank	Primary - Exclusive charge over Telangana State Beverage Corporation Ltd. (TSBCL) cash flows. Collateral - Second pari passu charge on immovable assets of the Parent Company. Corporate guarantee - M/s Tracstar Distillers Private Limited (Refer note 46).	14,760.91	17,606.02

## a) Details of security for loans :

(₹ in lakhs)

Name of the Bank	Nature of securities	As at 31 March 2021	As at 31 March 2020
IndusInd Bank Limited	(i) First pari passu hypothecation charge on entire current assets. (ii) Second pari passu charge on all fixed assets of the Parent Company present and future except assets which are exclusively charged to term loan lenders. (iii) Updated cheque for the entire facility amount.	6,340.08	6,467.91
Yes Bank Limited	(i) First pari passu hypothecation charge on entire current assets. (ii) Second pari passu charge on all movable fixed assets of the Parent Company present and future except assets which are exclusively charged to term loan lenders. (iii) Extension of second pari passu charge by way of equitable mortgage over the factory, land and building and other immovable assets of the Parent Company located at plot no. 5,6,7 and 7A, MIDC, Industrial Area, Aurangabad. (iv) Extension of first pari passu charge by way of equitable mortgage over the factory, land and building and other immovable assets belonging to M/s Tracstar Distillers Private Limited. (v) Corporate guarantee of M/s Tracstar Distillers Private Limited (Refer note 46).	9,483.76	9,630.48
<b>Sub-total</b>		<b>30,584.75</b>	<b>33,704.41</b>

**Note:** First charge on current assets is with working capital bankers. Second charge would be ceded on reciprocal basis, in line with the existing security structure.

## 27 Current lease liabilities

(₹ in lakhs)

Particulars	As at 31 March 2021	As at 31 March 2020
Lease obligation (Refer note 55)	274.16	625.33
<b>Total</b>	<b>274.16</b>	<b>625.33</b>

## 28 Trade payables

(₹ in lakhs)

Particulars	As at 31 March 2021	As at 31 March 2020
<b>Trade payables</b>		
Dues of micro and small enterprises	15,598.78	16,745.33
Dues of creditors other than micro and small enterprises	21,543.74	26,960.08
<b>Total</b>	<b>37,142.52</b>	<b>43,705.41</b>

**Note:** The dues to micro and small enterprises as required under Micro, Small and Medium Enterprise Development Act, 2006 (MSMED) to the extent information available with the Group is given below :

(₹ in lakhs)

Particulars	As at 31 March 2021	As at 31 March 2020
(a) Principal amount and Interest due thereon remaining unpaid to any supplier covered under MSMED Act, 2006		
Principal amount due to micro and small enterprises	15,598.78	16,745.33
Interest due on above	-	-
(b) The amount of interest paid by the buyer in terms of section 16 of the MSMED Act, 2006, along with the amounts of the payment made to the supplier beyond the appointed day during each accounting year	-	-
(c) The amount of interest due and payable for the period of delay in making payment (which have been paid but beyond the appointed day during the year) but without adding the interest specified under MSMED Act, 2006. (Refer note 48(t))	-	-
(d) The amount of interest accrued and remaining unpaid at the end of each accounting year; and	-	-
(e) The amount of further interest remaining due and payable even in the succeeding years, until such date when the interest dues as above are actually paid to the small enterprise for the purpose of disallowance as a deductible expenditure under section 23 of the MSMED Act, 2006.	-	-

## 29 Other current financial liabilities

(₹ in lakhs)

Particulars	As at 31 March 2021	As at 31 March 2020
Current maturities of long-term debts (Refer note - 23)*	8,977.65	6,768.04
Current maturities of vehicle loans from banks (Refer note - 23)	155.30	447.51
Employees related liabilities	1,381.15	1,333.60
Due to tie-up units	11,114.25	8,473.71
Trade and other deposits	6,622.46	7,033.78
Other payables for expenses	12,379.59	12,872.06
Payable towards capital expenses	662.32	646.19
<b>Total</b>	<b>41,292.72</b>	<b>37,574.89</b>

(\*) Includes Interest accrued but not due ₹ 10.38 lakhs (31 March 2020 : ₹ 91.44 lakhs).

## 30 Other current liabilities

(₹ in lakhs)

Particulars	As at 31 March 2021	As at 31 March 2020
Statutory dues	20,690.21	17,763.45
Advances from customers		
- Related party (Refer note 46)	74.96	97.71
- Others	1,204.02	2,356.60
<b>Total</b>	<b>21,969.19</b>	<b>20,217.76</b>

## 31 Current Provisions

(₹ in lakhs)

Particulars	As at 31 March 2021	As at 31 March 2020
<b>Provision for employee benefits</b>		
Gratuity (Refer note 47)	319.41	303.03
Compensated absences (Refer note 47)	1,114.26	1,101.90
Superannuation	41.20	45.68
<b>Total</b>	<b>1,474.87</b>	<b>1,450.61</b>



**32 Current tax liabilities**

(₹ in lakhs)

Particulars	As at 31 March 2021	As at 31 March 2020
Provision for tax [net of advance tax of ₹ 233.01 lakhs (31 March 2020: ₹ 835.32 lakhs)]	216.76	76.29
<b>Total</b>	<b>216.76</b>	<b>76.29</b>

**33 Revenue from operations**

(₹ in lakhs)

Particulars	As at 31 March 2021	As at 31 March 2020
<b>Revenue from contracts with customer</b>		
<b>Sale of goods</b>		
Indian made foreign liquor (IMFL)	6,29,893.28	8,00,057.88
Extra neutral spirit (ENA)	2,948.88	4,552.24
By-products	3,023.86	5,628.16
<b>Revenue from contracts with customer</b>	<b>6,35,866.02</b>	<b>8,10,238.28</b>
<b>Other operating revenue</b>		
Royalty	60.20	98.57
Export entitlements	1,039.79	511.20
Scrap and other sales	911.51	1,058.39
<b>Total</b>	<b>6,37,877.52</b>	<b>8,11,906.44</b>

**34 Other income**

(₹ in lakhs)

Particulars	As at 31 March 2021	As at 31 March 2020
<b>Interest income on financial assets measured at amortised cost:</b>		
Interest on deposits with bank	263.26	209.54
Interest on loans to related party (Refer note 46)	34.01	21.33
Interest on deposits and advances	7.85	7.80
Interest on refund of income tax	-	84.32
Profit on sale of investment	-	1.35
Liabilities no longer required written back	606.09	590.02
Profit on sale of property, plant and equipment	6.29	-
Provision no longer required written back	245.29	101.12
Refund of excess statutory dues paid	469.73	418.24
Miscellaneous income	271.06	221.17
<b>Total</b>	<b>1,903.58</b>	<b>1,654.89</b>

**35 Cost of materials consumed**

(₹ in lakhs)

Particulars	As at 31 March 2021	As at 31 March 2020
Raw materials consumed	62,978.72	90,487.68
Packing materials consumed	76,065.73	94,024.36
<b>Total</b>	<b>1,39,044.45</b>	<b>1,84,512.04</b>

**36 Purchases of stock-in-trade**

(₹ in lakhs)

Particulars	As at 31 March 2021	As at 31 March 2020
Purchase of Indian made foreign liquor (IMFL)	373.01	518.14
<b>Total</b>	<b>373.01</b>	<b>518.14</b>

**37 Changes in inventories of finished goods, stock-in-trade and work-in-progress**

(₹ in lakhs)

Particulars	As at 31 March 2021	As at 31 March 2020
Opening stock		
Finished goods	21,071.09	21,445.51
Work-in-progress	2,510.37	3,509.04
Stock-in-trade	32.47	22.32
	<b>23,613.93</b>	<b>24,976.87</b>
Closing stock		
Finished goods	17,949.86	21,071.09
Work-in-progress	2,179.19	2,510.37
Stock-in-trade	32.47	32.47
	<b>20,161.52</b>	<b>23,613.93</b>
Increase/ (Decrease) in inventories	3,452.41	1,362.94
Increase in excise duty on finished goods	(764.67)	393.49
<b>Total</b>	<b>2,687.74</b>	<b>1,756.43</b>

**38 Employee benefit expense**

(₹ in lakhs)

Particulars	As at 31 March 2021	As at 31 March 2020
Salaries, wages and bonus	16,014.85	16,710.53
Contribution to provident and other funds (Refer note 47)	1,015.09	973.81
Staff welfare expenses	193.92	172.13
<b>Total</b>	<b>17,223.86</b>	<b>17,856.47</b>

**39 Finance costs**

(₹ in lakhs)

Particulars	As at 31 March 2021	As at 31 March 2020
<b>On financial liabilities measured at amortised cost</b>		
Term loans	3,375.84	4,593.90
On working capital facility from bank	7,943.93	11,050.53
On lease liabilities	218.17	196.97
Interest on delay in payment of statutory dues	928.60	694.87
Reimbursement to tie-up units for interest on delayed payments	494.66	267.33
Interest on loan from related party (Refer note 46)	108.98	366.69
Interest others	1,080.77	850.44
<b>Total</b>	<b>14,150.95</b>	<b>18,020.73</b>

**40 Depreciation and amortisation expenses**

(₹ in lakhs)

Particulars	As at 31 March 2021	As at 31 March 2020
Depreciation of property, plant and equipment	5,217.00	6,326.89
Depreciation of right to use assets	494.92	427.84
Amortisation of intangible assets	162.20	187.58
<b>Total</b>	<b>5,874.12</b>	<b>6,942.31</b>

**41 Other expenses**

(₹ in lakhs)

Particulars	As at 31 March 2021	As at 31 March 2020
Consumption of stores and spare parts	1,578.87	1,846.51
Power and fuel	2,636.70	3,539.29
Rent	725.46	1,043.07
Contract labour charges	5,538.79	5,854.24
Repairs to building	25.82	32.78
Repairs to machinery	557.48	671.16
Repairs others	702.57	725.53
Insurance	499.35	304.49
Security charges	526.72	449.48
Rates and taxes	4,443.43	4,450.11
Excise levies and escort charges	9,149.43	12,118.58
Import fee	46.42	24.47
Bottling charges	4,041.15	5,821.44
Water charges	118.83	220.63
Travelling expenses	925.54	1,842.23
Legal and professional fees	2,929.13	2,878.71
Merger expenses	-	0.52
Selling and distribution expenses	7,477.37	9,950.68
Sales and business promotion	9,066.28	13,161.79
Commission	2,410.25	4,642.09
Conference and seminar	7.80	56.00
Provision for doubtful debts	1,144.22	88.86
Provision for doubtful advances	-	375.00
Bad debts and advances written off (net of provision reversal ₹ 368.25 lakhs) (March 2020: Nil)	50.00	411.33
Loss on sale of property, plant and equipment	-	56.65
Donations	101.00	0.25
Corporate social responsibilities (Refer note 52)	183.63	23.21
Bank charges	62.25	5.08
Foreign exchange loss - (net)	190.20	14.58
Miscellaneous expenses	972.98	993.56
<b>Total</b>	<b>56,111.67</b>	<b>71,602.32</b>

**41A Other comprehensive income**

(₹ in lakhs)

Particulars	As at 31 March 2021	As at 31 March 2020
<b>Items that will not be reclassified to profit or loss</b>		
Actuarial gains / (loss) on defined benefit obligations	(53.12)	1.27
Income taxes on above	18.56	(0.44)
<b>Total</b>	<b>(34.56)</b>	<b>0.83</b>

**42 Tax expense/ (credit)**

(₹ in lakhs)

Particulars	Year ended 31 March 2021	Year ended 31 March 2020
<b>Current tax</b>		
Current tax for the year	455.07	-
Tax adjustments in respect of earlier years	(118.98)	(39.17)
<b>Total current tax expense</b>	<b>336.09</b>	<b>(39.17)</b>
<b>Deferred taxes</b>		
Change in deferred tax assets (Other than adjustments in OCI)	474.41	922.24
Change in deferred tax assets in respect of earlier years	-	(1,786.92)
Change in deferred tax liabilities	213.28	(334.31)
<b>Net deferred tax expense/(credit)</b>	<b>687.69</b>	<b>(1,198.99)</b>
<b>Total income tax expense/(credit), net</b>	<b>1,023.78</b>	<b>(1,238.16)</b>

**42.1 The reconciliation of estimated income tax expense at tax rate to income tax expense reported in the statement of profit and loss is as follows for 31 March 2021 and 31 March 2020:**

(₹ in lakhs)

Particulars	Year ended 31 March 2021	Year ended 31 March 2020
<b>Profit before income tax expense</b>	1,274.33	41.39
Income tax expense at statutory tax rate i.e. 34.94%	445.30	14.46
<b>Tax effect of amounts which are not deductible / (taxable) in calculating taxable income</b>		
Carried forward business losses and depreciation adjusted	-	(1,786.92)
Permanent difference on account of fair valuation asset acquired	369.08	441.47
Permanent differences on account of expenses disallowed	106.12	-
Tax adjustments in respect of earlier years	(118.98)	(39.17)
Others	222.26	132.00
<b>Income tax expense/(credit)</b>	<b>1,023.78</b>	<b>(1,238.16)</b>

## 42.2 Deferred tax related to the following:

(₹ in lakhs)

Particulars	As at 31 March 2020	Expense/ (credit)			As at 31 March 2021
		Adjusted to retained earnings*	Recognised in Profit and loss	Recognised in OCI	
<b>Deferred tax liabilities on account of:</b>					
Difference between book depreciation and depreciation as per Income Tax Act, 1961	622.17	-	302.14	-	924.31
Financial assets and financial liabilities at amortised cost	310.43	-	(86.30)	-	224.13
Others	65.16	-	(2.56)	-	62.60
<b>Total deferred tax liabilities (A)</b>	<b>997.76</b>	<b>-</b>	<b>213.28</b>	<b>-</b>	<b>1,211.04</b>
<b>Deferred tax assets on account of:</b>					
MAT credit entitlement	1,405.00	-	(662.81)	-	742.19
Employee benefits	955.37	-	10.52	18.56	984.45
Provision for expected credit loss	784.71	-	70.71	-	855.42
Difference in book values and tax base values of ROU assets and lease liabilities	45.15	-	(7.49)	-	37.66
Others	80.93	-	114.66	-	195.59
<b>Total deferred tax assets (B)</b>	<b>3,271.16</b>	<b>-</b>	<b>(474.41)</b>	<b>18.56</b>	<b>2,815.31</b>
<b>Deferred tax assets (net) (B - A)</b>	<b>2,273.40</b>	<b>-</b>	<b>(687.69)</b>	<b>18.56</b>	<b>1,604.27</b>

(₹ in lakhs)

Particulars	As at 1 April 2019	Expense/ (credit)			As at 31 March 2020
		Adjusted to retained earnings*	Recognised in Profit and loss	Recognised in OCI	
<b>Deferred tax liabilities on account of:</b>					
Difference between book depreciation and depreciation as per Income Tax Act, 1961	894.33	-	(272.16)	-	622.17
Financial assets and financial liabilities at amortised cost	375.14	-	(64.71)	-	310.43
Others	62.60	-	2.56	-	65.16
<b>Total deferred tax liabilities (A)</b>	<b>1,332.07</b>	<b>-</b>	<b>(334.31)</b>	<b>-</b>	<b>997.76</b>
<b>Deferred tax assets on account of:</b>					
MAT credit entitlement	698.61	-	706.39	-	1,405.00
Employee benefits	917.21	-	38.60	(0.44)	955.37
Provision for expected credit loss	655.42	-	129.29	-	784.71
Difference in book values and tax base values of ROU assets and lease liabilities	-	(50.23)	95.38	-	45.15
Others	109.46	76.45	(104.98)	-	80.93
<b>Total deferred tax assets (B)</b>	<b>2,380.70</b>	<b>26.22</b>	<b>864.68</b>	<b>(0.44)</b>	<b>3,271.16</b>
<b>Deferred tax assets (net) (B - A)</b>	<b>1,048.63</b>	<b>26.22</b>	<b>1,198.99</b>	<b>(0.44)</b>	<b>2,273.40</b>

\*Tax impact on account of adoption of Ind AS 116 'Leases' (Refer note 22)

## 43 Fair value measurements

## Financial instruments by category:

(₹ in lakhs)

Particulars	31 March 2021				31 March 2020			
	Amortised cost	Fair value through profit and loss	Fair value through other comprehensive income	Total	Amortised cost	Fair value through profit and loss	Fair value through other comprehensive income	Total
<b>Financial assets - non-current</b>								
Investment	0.11	0.28	2,210.44	2,210.83	0.11	0.25	-	0.36
Loans	861.54	-	-	861.54	816.31	-	-	816.31
Other financial assets	4,055.79	-	-	4,055.79	3,008.55	-	-	3,008.55
<b>Financial assets - current</b>								
Trade receivables	86,692.96	-	-	86,692.96	93,474.54	-	-	93,474.54
Cash and cash equivalents	4,348.88	-	-	4,348.88	7,228.23	-	-	7,228.23
Other bank balances	2,676.09	-	-	2,676.09	3,102.60	-	-	3,102.60
Loans	936.17	-	-	936.17	416.65	-	-	416.65
Other financial assets	1,603.09	-	-	1,603.09	3,281.16	-	-	3,281.16
<b>Financial liabilities - non-current</b>								
Borrowings (including current maturities)	29,276.17	-	-	29,276.17	32,026.24	-	-	32,026.24
Lease liabilities	1,705.90	-	-	1,705.90	1,256.15	-	-	1,256.15
<b>Financial liabilities - current</b>								
Borrowings	66,197.68	-	-	66,197.68	71,196.93	-	-	71,196.93
Lease liabilities	274.16	-	-	274.16	625.33	-	-	625.33
Trade payables	37,142.52	-	-	37,142.52	43,705.41	-	-	43,705.41
Other financial liabilities	32,159.77	-	-	32,159.77	30,359.33	-	-	30,359.33

Note: All the above amounts are net of provisions for impairment.

## I. Fair value hierarchy

The fair values of the financial assets and liabilities are included at the amount that would be received to sell an asset or paid to transfer a liability in an orderly transaction between market participants at the measurement date.

This section explains the judgements and estimates made in determining the fair values of the financial instruments that are (a) recognised and measured at fair value and (b) measured at amortised cost and for which fair values are disclosed in the financial statements. To provide an indication about the reliability of the inputs used in determining fair value, the Group has classified its financial instruments into the three levels prescribed under the accounting standard. An explanation of each level is as follows:

**Level 1:** Level 1 hierarchy includes financial instruments measured using quoted prices. For example, listed equity instruments that have quoted market price.

**Level 2:** The fair value of financial instruments that are not traded in an active market (for example, traded bonds, over-the-counter derivatives) is determined using valuation techniques which maximise the use of observable market data and rely as little as possible on entity-specific estimates. If all significant inputs required to fair value an instrument are observable, the instrument is included in level 2.



**Level 3:** If one or more of the significant inputs is not based on observable market data, the instrument is included in level 3. This is the case for unlisted equity securities, contingent consideration and indemnification asset included in level 3.

The carrying amounts of investment, loans, trade receivables, cash and cash equivalents, other bank balances, other financial assets, trade payables, borrowings, lease liabilities and other financial liabilities are considered to be approximately equal to the fair value, due to their short term nature and are re-priced frequently. All financial assets and liabilities are categorised under Level 3 of fair value hierarchy. There has been no transfers between levels during the year/previous year.

#### 44 Financial risk management

The Group is exposed primarily to fluctuations in foreign exchange, interest rate, credit quality and liquidity management which may adversely impact the fair value of its financial assets and liabilities. The Group has a risk management policy which covers the risk associated with its financial assets and liabilities. The risk management policy is approved by the Board of Directors. The focus is to assess the unpredictability of the financial environment and to mitigate potential adverse effect on the financial performance of the Group.

The Group's principal financial liabilities comprises of borrowings, lease liabilities, trade payables and other financial liabilities. The Group's principal financial assets include loans, trade receivables, cash and bank balances and other bank balances, other financial assets that derive directly from its operations.

##### A Credit risk

Credit risk arises from cash and cash equivalents, financial assets measured at amortised cost and other balances with banks and financial institutions, as well as credit exposures to trade receivables.

Credit risk arises from the possibility that the counter party may not be able to settle their obligations as agreed. The maximum exposure to the credit risk at the reporting date is primarily from trade receivables (gross) amounting to ₹ 88,926.93 lakhs (31 March 2020: ₹ 95,052.20 lakhs). Trade receivables are typically unsecured and are derived from revenue earned from 2 major classes of customers, receivable from sales to government corporations and receivables from sales to private third parties.

Credit risk is managed by the Group through credit approvals, establishing credit limits and continuously monitoring the credit worthiness of customers to which the Group grants credit terms in the normal course of business. The Group uses expected credit loss model, which is applied to overdue receivables other than receivables from government corporations (where the counterparty risk is assessed to be insignificant). The Group's credit risk is concentrated mostly to states where goods are sold to private third parties.

Bank balances and deposits are held with only high rated banks and security deposits are placed majorly with government agencies. Hence, in these case the credit risk is negligible.

The table below provide details regarding past dues receivables as at each reporting date:

(₹ in lakhs)

Particulars	As at 31 March 2021	As at 31 March 2020
Upto 180 days	74,007.45	85,815.76
More than 180 days	14,919.48	9,236.44
<b>Total</b>	<b>88,926.93</b>	<b>95,052.20</b>
Provision for expected credit loss	2,233.97	1,577.66

##### B Liquidity risk

Liquidity risk is the risk that the Group may not be able to meet its present and future cash and collateral obligations without incurring unacceptable losses. The Group's objective is to maintain optimum levels of liquidity and to ensure that funds are available for use as per requirement.

The liquidity risk principally arises from obligations on account of financial liabilities viz. borrowings, lease liabilities, trade payables and other financial liabilities."

The finance department of the Group is responsible for liquidity and funding as well as settlement management. In addition, processes and policies related to such risks are overseen by senior management. Management monitors the Group's net liquidity position through trade receivables or through short term borrowings on need basis.

##### (i) Financing arrangements :

The Group had access to the following undrawn borrowing facilities at the end of reporting period:

(₹ in lakhs)

Particulars	As at 31 March 2021	As at 31 March 2020
<b>Floating rate</b>		
Expiring within one year (Cash credit/ working capital demand loan)	3,659.87	1,599.05

##### (ii) Maturities of financial liabilities :

The table below summarises the maturity profile of the Group's financial liabilities based on contractual discounted payments at each reporting date. Amounts disclosed under note 23 are carrying values based on amortised cost:

##### As at 31 March 2021

(₹ in lakhs)

Particulars	Upto 1 year	Between 1 and 5 years	Beyond 5 years	Total
<b>Non-derivatives</b>				
Borrowings (including current maturities)	75,330.63	15,872.78	4,270.44	95,473.85
Lease liabilities	274.16	1,066.80	639.10	1,980.06
Trade payables	37,142.52	-	-	37,142.52
Other financial liabilities	32,159.77	-	-	32,159.77
<b>Total</b>	<b>1,44,907.08</b>	<b>16,939.58</b>	<b>4,909.54</b>	<b>1,66,756.20</b>

##### As at 31 March 2020

(₹ in lakhs)

Particulars	Upto 1 year	Between 1 and 5 years	Beyond 5 years	Total
<b>Non-derivatives</b>				
Borrowings (including current maturities)	78,412.48	20,427.26	4,383.43	1,03,223.17
Lease liabilities	625.33	406.19	849.96	1,881.48
Trade payables	43,705.41	-	-	43,705.41
Other financial liabilities	30,359.33	-	-	30,359.33
<b>Total</b>	<b>1,53,102.55</b>	<b>20,833.45</b>	<b>5,233.39</b>	<b>1,79,169.39</b>

Installments falling due with in a year in respect of all the above Loans aggregating ₹ 9,132.95 lakhs (31 March 2020: ₹ 7,215.55 lakhs) have been grouped under "Current maturities of long-term debt and Current maturities of vehicle loans from banks" (Refer note 29).

Group has decided to avail the benefits available under Moratorium scheme announced by Reserve Bank of India (RBI). Under this scheme, Management has an option to defer the repayment of loans falling due between March 2020 to August 2020 on payment of applicable interest. Based on the above, current maturity has been shown as per the updated repayment schedule available with the Group.

##### C Market risk

Market risk is the risk that the fair value of future cash flows of a financial instrument will fluctuate because of changes in market prices. Market risk comprises three types of risk: Foreign currency risk, interest rate risk and price risk. The Group's exposure to market risk is primarily on account of foreign currency exchange rate risk and interest rate risk.

##### (i) Foreign currency risk

Foreign currency risk is the risk that the fair value or future cash flows of an exposure will fluctuate because of changes in foreign exchange rates. The risk primarily relates to fluctuations in receivables, trade payables, borrowings and other payables denominated in USD, GBP and AED against the functional currency INR of the Group and its subsidiaries.

The Group's risk management policy is to assess the Group's net exposures which is mainly represented by receivable and payable towards exports and imports respectively, and partly represented by the loans availed in foreign currencies. The Group can hedge its net exposures with a view on forex outlook.

**Derivative instruments and unhedged foreign currency exposure****(a) Derivative contracts outstanding**

(Amount in lakhs)

Particulars	31 March 2021		31 March 2020	
Forward contracts to sell USD	USD	2.50	-	-
Forward contracts to buy USD	USD	12.50	-	-

**(b) The Group's exposure to unhedged foreign currency risk at the end of reporting period are as under:**

(Amount in lakhs)

Particulars	31 March 2021			31 March 2020		
	USD	GBP	AED	USD	GBP	AED
<b>Financial assets</b>						
Trade receivables	28.42	-	-	21.59	0.14	-
<b>Exposure to foreign currency risk (assets)</b>	<b>28.42</b>	<b>-</b>	<b>-</b>	<b>21.59</b>	<b>0.14</b>	<b>-</b>
<b>Financial liabilities</b>						
Trade payables	-	11.10	0.02	-	9.15	-
Borrowings	5.36	-	-	25.00	-	-
Employees related liabilities	-	-	1.28	-	-	0.69
<b>Exposure to foreign currency risk (liabilities)</b>	<b>5.36</b>	<b>11.10</b>	<b>1.30</b>	<b>25.00</b>	<b>9.15</b>	<b>0.69</b>

Exposure in the Group's investment in and loans given to, its foreign joint venture are not considered since these exposures have been fully provided/ written off.

Particulars	USD	GBP	AED
Closing rate of foreign currency as on 31 March 2021 (in ₹)	71.87	102.93	20.75
Closing rate of foreign currency as on 31 March 2020 (in ₹)	75.39	93.08	20.53

**Sensitivity to foreign currency risk**

The following table demonstrates the sensitivity in foreign currency with all other variables held constant. The below impact on the Group's profit before tax is based on changes in the fair value of foreign currency monetary assets and liabilities at balance sheet date:

(₹ in lakhs)

Currencies	31 March 2021		31 March 2020	
	Increase by 2%	Decrease by 2%	Increase by 2%	Decrease by 2%
USD	33.15	(33.15)	(5.15)	5.15
GBP	(22.86)	22.86	(16.78)	16.78
AED	(0.54)	0.54	(0.28)	0.28

**(ii) Cash flow and fair value interest rate risk**

This refers to risk to Group's cash flow and profits on account of movement in market interest rates. The Group's interest rate risk is mainly due to the borrowings acquired at floating interest rate.

The Group's borrowings (non-current and current) structure at the end of reporting period are as follows:

(₹ in lakhs)

Particulars	As at 31 March 2021	As at 31 March 2020
Variable rate borrowings	63,641.99	64,829.81
Fixed rate borrowings	31,823.70	37,185.20
Interest free rate borrowings	8.16	1,208.16
<b>Total</b>	<b>95,473.85</b>	<b>1,03,223.17</b>

**Sensitivity analysis**

(₹ in lakhs)

Particulars	Impact on profit before tax	
	31 March 2021	31 March 2020
Increase by 50 bps	(318.21)	(324.15)
Decrease by 50 bps	318.21	324.15

**45 Capital management**

The Group's objectives when managing capital are to -

- safeguard their ability to continue as a going concern, so that they can continue to provide returns for shareholders and benefits for other stakeholders, and
- maintain an optimal capital structure to reduce the cost of capital.

In order to maintain or adjust the capital structure, the Group may adjust the amount of dividends paid to shareholders.

The Group monitors its capital by using gearing ratio, which is net debt divided by total equity. Net debt includes non-current borrowings (including current maturities) and short term borrowings net of cash and cash equivalents and equity comprises of equity share capital and other equity.

**A. The amount managed as capital by the Group are summarised as follows:**

(₹ in lakhs)

Particulars	As at 31 March 2021	As at 31 March 2020
Debt	95,473.85	1,03,223.17
Less: Cash and cash equivalents	(4,348.88)	(7,228.23)
Net Debt	91,124.97	95,994.94
Total Equity	38,177.58	37,961.59
<b>Capital gearing ratio</b>	<b>2.39</b>	<b>2.53</b>

Bank loans availed by the Group contain certain debt covenants which are required to be complied with. The Limitation of indebtedness covenant gets suspended once the Group meets the certain prescribed criteria. As of the reporting date, the Group is not in compliance with certain performance linked financial covenants. The Group is trying to ensure compliance with the covenants as soon as possible. The banks have not levied any material interest/penalty nor have they communicated any intention to recall the loans or make them repayable immediately, in view of the above matter.

**B. Dividends**

The Group has not paid any dividend to its shareholders in F.Y. 2020-21 and F.Y. 2019-20.

**46 Related party disclosures, as per Ind AS 24**

In accordance with the requirement of Indian Accounting Standard (Ind AS) 24 "Related Party Disclosures", name of the related party and related party relationships, are disclosed where transactions have taken place during the reporting period.

**(a) List of related parties**

<b>Enterprises where key management personnel have significant influence</b>	Oriental Radios Private Limited
	Rayanyarn Import Company Private Limited
	Starvoice Properties Private Limited
	Power Brand Enterprises India Private Limited
	Pitambari Properties Private Limited
	Lalita Properties Private Limited
	Bhuneshwari Properties Private Limited
	Ashoka Liquors Private Limited
	Tracstar Investments Private Limited
	Tracstar Distillers Private Limited
	Surji Consultant India Private Limited
	Spiritus Private Limited
	Marketing Incorporated Private Limited
	NBB Consultants ( w.e.f 1 September 2019)
	ABD Dwelling Private Limited (wholly owned subsidiary w.e.f 15 July 2021)
	Madanlal Estates Private Ltd (wholly owned subsidiary w.e.f 15 July 2021)
	Woodpecker Investments Private Limited
	Surji Agro Foods Private Limited
<b>Key management personnel</b>	Kishore Chhabria
	Bina K Chhabria
	Deepak Roy
	Utpal Kumar Ganguli
	Nicholas Blazquez *
	Ramakrishnan Ramaswamy
	Resham Chhabria Hemdev
	Neesha Chhabria
	Paramjit Singh Gill (till 31 January 2020)

\* Deputy Chairman from 1 April 2020 till 30 June 2021 and w.e.f 1 July 2021 non-executive director

**(b) Transactions during the year with related parties :**

(₹ in lakhs)

Particulars	Enterprises where key management personnel have significant influence		Key management personnel	
	31 March 2021	31 March 2020	31 March 2021	31 March 2020
<b>Royalty income</b>				
Surji Agro Foods Private Limited	0.02	0.92	-	-
<b>Interest income</b>				
Kishore Chhabria	-	-	13.31	-
Utpal Kumar Ganguli	-	-	20.70	21.33
<b>Sub-total</b>	-	-	<b>34.01</b>	<b>21.33</b>

**(b) Transactions during the year with related parties :**

(₹ in lakhs)

Particulars	Enterprises where key management personnel have significant influence		Key management personnel	
	31 March 2021	31 March 2020	31 March 2021	31 March 2020
<b>Promotional material and services</b>				
Surji Agro Foods Private Limited	-	0.84	-	-
<b>Sale of Asset</b>				
Power Brand Enterprises India Private Limited	-	0.12	-	-
<b>Interest on unsecured loan</b>				
Oriental Radios Private Limited	4.19	7.50	-	-
Tracstar Investments Private Limited	104.79	188.01	-	-
Starvoice Properties Private Limited	-	171.18	-	-
<b>Sub-total</b>	<b>108.98</b>	<b>366.69</b>	-	-
<b>Rent Expenses</b>				
Oriental Radios Private Limited	15.00	17.70	-	-
Starvoice Properties Private Limited	6.00	7.08	-	-
Rayanyarn Import Company Private Limited	1.20	1.42	-	-
Pitambari Properties Private Limited	7.20	8.49	-	-
Lalita Properties Private Limited	9.00	10.62	-	-
Woodpecker Investments Private Limited	1.20	-	-	-
Bhuneshwari Properties Private Limited	9.00	10.62	-	-
<b>Sub-total</b>	<b>48.60</b>	<b>55.93</b>	-	-
<b>Unsecured loan / advances granted</b>				
Rayanyarn Import Company Private Limited	-	2.24	-	-
Kishore Chhabria	-	-	834.00	37.00
Utpal Kumar Ganguli	-	-	-	25.00
<b>Sub-total</b>	-	<b>2.24</b>	<b>834.00</b>	<b>62.00</b>
<b>Investment in compulsorily convertible debentures (CCD)</b>				
ABD Dwellings Private Limited	130.00	-	-	-
Madanlal Estates Private Limited	2,080.44	-	-	-
<b>Sub-total</b>	<b>2,210.44</b>	-	-	-
<b>Working capital advances given</b>				
Power Brand Enterprises India Private Limited	1,730.80	4,300.78	-	-
<b>Refund of customer advance</b>				
Power Brand Enterprises India Private Limited	22.75	-	-	-
<b>Advance given for purchase of land</b>				
Power Brand Enterprises India Private Limited	-	3,600.00	-	-
<b>Refund of Advance given for purchase of land</b>				
Ashoka Liquors Private Limited	-	3,600.00	-	-
<b>Receipt of Money against Receivables</b>				
Spiritus Private Limited	340.00	-	-	-
Marketing Incorporated Private Limited	190.00	-	-	-
<b>Sub-total</b>	<b>530.00</b>	-	-	-



## (b) Transactions during the year with related parties :

(₹ in lakhs)

Particulars	Enterprises where key management personnel have significant influence		Key management personnel	
	31 March 2021	31 March 2020	31 March 2021	31 March 2020
<b>Business advance received back</b>				
Power Brand Enterprises India Private Limited	1,730.80	6,132.54	-	-
<b>Repayment of Unsecured loan / advances granted</b>				
Kishore Chhabria	-	-	290.00	37.00
Utpal Kumar Ganguli	-	-	27.00	-
<b>Sub-total</b>	-	-	<b>317.00</b>	<b>37.00</b>
<b>Consultancy fee</b>				
NBB Consultants	-	348.40	-	-
<b>Unsecured borrowing availed</b>				
Bina K Chhabria	-	-	100.00	2,500.00
Tracstar Investments Private Limited	-	8.16	-	-
Starvoice Properties Private Limited	700.00	37.70	-	-
<b>Sub-total</b>	<b>700.00</b>	<b>45.86</b>	<b>100.00</b>	<b>2,500.00</b>
<b>Repayment of unsecured borrowing</b>				
Bina K Chhabria	-	-	1,300.00	2,600.00
Tracstar Investments Private Limited	1,250.00	-	-	-
Oriental Radios Private Limited	50.00	-	-	-
Starvoice Properties Private Limited	1,329.36	1,158.34	-	-
<b>Sub-total</b>	<b>2,629.36</b>	<b>1,158.34</b>	<b>1,300.00</b>	<b>2,600.00</b>
<b>Legal and professional fees</b>				
Surji Consultant India Private Limited.	100.00	-	-	-
<b>Sale of by-product</b>				
Power Brand Enterprises India Private Limited	-	5,135.71	-	-
<b>Managerial remuneration/Short term employee benefits*</b>				
Kishore Chhabria	-	-	4,473.27	4,085.17
Nicholas Blazquez	-	-	744.91	-
Deepak Roy	-	-	45.24	552.56
Utpal Kumar Ganguli	-	-	254.85	528.82
Ramakrishnan Ramaswamy	-	-	226.40	256.26
Resham Chhabria Hemdev	-	-	374.31	350.00
Neesha Chhabria	-	-	52.66	51.35
Paramjit Singh Gill	-	-	-	709.81
<b>Sub-total</b>	-	-	<b>6,171.64</b>	<b>6,533.96</b>

\* Excludes compensated absences and gratuity benefits provided on the basis of actuarial valuation on an overall Group basis.

## (c) Balances at the year end:

(₹ in lakhs)

Particulars	Enterprises where key management personnel have significant influence		Key management personnel	
	31 March 2021	31 March 2020	31 March 2021	31 March 2020
<b>Loan receivables</b>				
Utpal Kumar Ganguli	-	-	291.29	297.59
Kishore Chhabria	-	-	557.31	-
<b>Sub-total</b>	-	-	<b>848.60</b>	<b>297.59</b>
<b>Investment in compulsorily convertible debentures (CCD)</b>				
Madanlal Estates Private Limited	130.00	-	-	-
ABD Dwellings Private Limited	2,080.44	-	-	-
<b>Sub-total</b>	<b>2,210.44</b>	-	-	-
<b>Advance to supplier</b>				
Surji Agro Foods Private Limited	126.50	126.50	-	-
Surji Consultant India Private Limited.	200.00	300.00	-	-
Power Brand Enterprises India Private Limited	1,097.57	1,097.57	-	-
Rayanyarn Import Company Private Limited	0.82	0.82	-	-
<b>Sub-total</b>	<b>1,424.89</b>	<b>1,524.89</b>	-	-
<b>Trade payables</b>				
Star Voice Properties Private Limited	0.82	3.20	-	-
Bhuneshwari Properties Private Limited	-	4.86	-	-
Oriental Radio Private Limited	-	8.10	-	-
Pitambari Properties Private Limited	-	3.89	-	-
Lalita Properties Private Limited.	-	4.86	-	-
NBB Consultants	-	28.86	-	-
<b>Sub-total</b>	<b>0.82</b>	<b>53.77</b>	-	-
<b>Non-current borrowings</b>				
Oriental Radio Private Limited	-	50.00	-	-
Tracstar Investments Private Limited	-	1,250.00	-	-
<b>Sub-total</b>	-	<b>1,300.00</b>	-	-
<b>Current borrowings</b>				
Star Voice Properties Private Limited	-	629.36	-	-
Tracstar Investments Private Limited	8.16	8.16	-	-
Bina K Chhabria	-	-	-	1,200.00
<b>Sub-total</b>	<b>8.16</b>	<b>637.52</b>	-	<b>1,200.00</b>
<b>Interest accrued but not due</b>				
Oriental Radio Private Limited	0.40	0.56	-	-
Tracstar Investments Private Limited	9.98	15.84	-	-
Star Voice Properties Private Limited	-	75.04	-	-
<b>Sub-total</b>	<b>10.38</b>	<b>91.44</b>	-	-
<b>Capital advance</b>				
Ashoka Liquors Private Limited	7,500.00	7,500.00	-	-
Power Brand Enterprises India Private Limited	3,600.00	3,600.00	-	-
<b>Sub-total</b>	<b>11,100.00</b>	<b>11,100.00</b>	-	-

## (c) Balances at the year end :

(₹ in lakhs)

Particulars	Enterprises where key management personnel have significant influence		Key management personnel	
	31 March 2021	31 March 2020	31 March 2021	31 March 2020
<b>Advance from customers</b>				
Power Brand Enterprises India Private Limited	74.96	97.71	-	-
<b>Trade receivables</b>				
Surji Agro Foods Private Limited	8.95	8.93	-	-
<b>Other financial assets (Current)</b>				
Spiritus Private Limited	-	340.00	-	-
Marketing Incorporated Private Limited	-	190.00	-	-
<b>Sub-total</b>	-	<b>530.00</b>	-	-
<b>Security deposits given</b>				
Spiritus Private Limited	10.50	10.50	-	-
Marketing Incorporated Private Limited	10.50	10.50	-	-
<b>Sub-total</b>	<b>21.00</b>	<b>21.00</b>	-	-
<b>Outstanding expenses</b>				
Oriental Radios Private Limited	15.00	-	-	-
Star Voice Properties Private Limited	6.00	-	-	-
Rayanyarn Import Company Private Limited	1.20	-	-	-
Pitambari Properties Private Limited	7.20	-	-	-
Lalita Properties Private Limited	9.00	-	-	-
Woodpecker Investments Private Limited	1.20	-	-	-
Bhuneshwari Properties Private Limited	9.00	-	-	-
<b>Sub-total</b>	<b>48.60</b>	-	-	-

Reference is also invited to footnote to note 23 and note 26 for guarantee provided and assets pledged of Tracstar Distillers Private Limited towards loans availed by the Parent Company.

Reference is also invited to footnote to note 23 for guarantee provided by Mr. Kishore Chhabria towards loan availed by the Parent Company.

Reference is also invited to footnote to note 23 for assets pledged of Ashoka Liquors Private Limited towards loan availed by the Parent Company.

Equity (or equity like) investments by the entities within the Group and equity (or equity like) infusion into the Company are not considered for disclosure as these are not considered "outstanding" exposures. Refer note 8 and 21 for the same

**47 As per Indian Accounting Standard-19, 'Employee Benefits', the disclosure of employee benefits as defined in the standard are given below:**

**(a) Contribution to defined contribution plan, recognised as expense for the year are as under:**

(₹ in lakhs)

Particulars	Year ended 31 March 2021	Year ended 31 March 2020
Employers' contribution to provident fund	849.82	811.75
Employers' contribution to superannuation fund	30.03	28.52
Employers' contribution to employees' state insurance	1.89	2.75
Employers' contribution to employees' pension scheme 1995	119.80	122.91
Employers' contribution to national pension scheme	13.22	7.45
Employers' contribution to labour welfare fund	0.33	0.43
	<b>1,015.09</b>	<b>973.81</b>

**(b) Defined benefit plan**

In accordance with Indian Accounting Standard-19, 'Employee Benefits', actuarial valuation was carried out in respect of the aforesaid defined benefit plan of gratuity based on the following assumptions:-

	31 March 2021	31 March 2020
<b>Gratuity</b>		
Mortality table	Indian Assured Lives Mortality (2006-08)	
Discount rate	6.06%	6.24% - 6.59%
Salary growth rate	10% p.a.	1.5% p.a for the next 1 year, 10% p.a. thereafter starting from the 2nd year
Attrition rate	15.00%	15.00%

**Changes in the present value of obligation**

Present value of obligation at the beginning of the year	1,122.88	1,007.20
Current service cost	122.44	122.77
Interest expenses	70.68	73.16
Benefits paid	(145.49)	(78.98)
Actuarial (gains)/losses on obligations - due to change in demographic assumptions	2.48	(22.55)
Actuarial (gains)/losses on obligations - due to change in financial assumptions	71.87	(15.37)
Actuarial (gains)/losses on obligations - due to experience	(21.23)	36.65
<b>Present value of obligation at the end of the year</b>	<b>1,223.63</b>	<b>1,122.88</b>

**Amount recognised in the balance sheet**

Present value of obligation at the end of the year	1,223.63	1,122.88
Fair value of plan assets at the end of the year	-	-
<b>Net liability recognised at the end of the year</b>	<b>1,223.63</b>	<b>1,122.88</b>

Non-current provisions	904.22	819.85
Current provisions	319.41	303.03

	Year ended 31 March 2021 (₹ in lakhs)	Year ended 31 March 2020 (₹ in lakhs)
<b>Expenses recognised in the statement of profit and loss</b>		
Current service cost	122.44	122.77
Net interest cost	70.68	73.16
Past service cost	-	-
<b>Total expenses recognised in the statement of profit and loss</b>	<b>193.12</b>	<b>195.93</b>
Re-measurement (or actuarial) (gain) / loss arising from change in assumptions	53.12	(1.27)
<b>Maturity profile of defined benefit obligation</b>		
	Year ended 31 March 2021 (₹ in lakhs)	Year ended 31 March 2020 (₹ in lakhs)
<b>Expected cash flows over the next (valued on undiscounted basis) :</b>		
1st following year	319.41	303.03
2nd following year	101.53	95.18
3rd following year	126.33	109.98
4th following year	121.20	111.14
5th following year	102.27	105.14
Sum of years 6 to 10	526.70	471.76
Sum of years 11 and above	361.09	339.64

**Sensitivity analysis:**

Significant actuarial assumptions for the determination of the defined benefit obligation (DBO) are discount rate and expected salary increase. The sensitivity analysis below have been determined based on reasonably possible changes of the assumptions occurring at the end of the reporting period, while holding all other assumptions constant. The results of the sensitivity analysis is given below:

	31 March 2021 (₹ in lakhs)	31 March 2020 (₹ in lakhs)
Delta effect of +1% change in rate of discounting	(49.19)	(44.35)
Delta effect of -1% change in rate of discounting	54.15	48.79
Delta effect of +1% change in rate of salary increase	46.74	42.68
Delta effect of -1% change in rate of salary increase	(43.76)	(40.04)
Delta effect of +1% change in rate of employee turnover	(11.25)	(9.15)
Delta effect of -1% change in rate of employee turnover	12.05	9.84

The sensitivity analysis presented above may not be representative of the actual change in the defined benefit obligation as it is unlikely that the change in assumptions would occur in isolation of one another as some of the assumptions may be correlated. There is no change in the method of valuation from the prior period.

**(c) Compensated absences**

The leave obligations cover the Group's liability for sick and privilege leaves. The amount of provision with respect to leave obligation is ₹ 1,114.26 lakhs (31 March 2020 : ₹ 1,101.90 lakhs) is presented as current, since the Group does not have an unconditional right to defer settlement for any of these obligations. However, based on past experience, the Group does not expect all employees to take the full amount of accrued leave or require payment within the next 12 months. The expense recognised during the year towards leave encashment is ₹ 85.92 lakhs (31 March 2020 : ₹ 16.58 lakhs).

**48 Contingent liabilities and commitments****Contingent liabilities not provided for:**

- Contingent liability relating to determination of provident fund liability, based on a recent Supreme Court judgement, is not determinable at present, due to uncertainty on the period of impact of the judgement in absence of further clarification relating to applicability. The Company will continue to assess any further developments in this matter for their implications on financial statements, if any, which, based on the number of employees, is not expected to be significant.
- Transport pass fee claimed by excise authorities @ ₹ 3 per bulk litre (BL) upto 25 August 2009 and @ ₹ 1.50 per BL from 26 August 2009 till 18 May 2011 on Extra Neutral Spirit (ENA) purchased aggregating ₹ 821.97 lakhs (31 March 2020 ₹ 821.97 lakhs) and transport pass fee claimed by excise authorities @ ₹ 1 per BL from 01 April 2010 to 18 May 2011 on rectified spirits purchased aggregating ₹ 48.88 lakhs (31 March 2020 ₹ 48.88 lakhs), transport pass fee claimed by excise authorities @ ₹ 3 per BL from 01 June 2009 to 18 May 2011 on Malt purchased aggregating ₹ 2.16 lakhs (31 March 2020 ₹ 2.16 lakhs) including for one of the Contract Bottling Unit.

The Company has paid ₹ 303.71 lakhs (31 March 2020 ₹ 303.71 lakhs) under protest which is shown under balance with statutory authorities (non-current).

The Hon'ble High Court of Mumbai Judicature has vide it's order dated 06 May 2011 upheld Companies appeal and allowed the Company's petition with the direction that the amount paid be refunded along with the interest @ 9% per annum within 10 weeks from the date of receipt of application for refund. As directed, the Company has filed an application for claim of refund before the customs and excise authorities. The Company has also claimed ₹ 163.71 lakhs (including interest of ₹ 29.94 lakhs) on account of transport pass fees charged by suppliers.

The Customs and excise department of Maharashtra has filed a Special leave petition (SLP) before the Hon'ble Supreme Court against the above order. The Supreme Court has directed the registrar to issue notice to all concerned and affected parties pending admission of petition.

Subsequently, the registrar has issued notice to all the concerned and affected parties for admission of petition and accordingly, the Company has filed its response to this notice. The matter has not come up for hearing.

- Increased water charges (including delayed payment charges billed by MIDC from time to time for the period November 2001 to March 2021, disputed by the Company aggregating ₹ 163.79 lakhs (31 March 2020 ₹ 150.78 lakhs).

In the above said matter, High Court of Judicature of Bombay, Aurangabad Bench did not allow the stay petition filed by the Company. However, the Hon'ble High Court of Aurangabad Bench has agreed to allow for payment of only principal amount to MIDC towards outstanding water charges and granted stay on levy of interest and penalty till the disposal of final appeal.

Based on the above, the Company has paid till 31 March 2021 ₹ 129.79 lakhs (31 March 2020 ₹ 116.78 lakhs) under protest which is shown under balance with statutory authorities.

Few of the IMFL manufacturers have filed Special Leave Petition before the Supreme Court challenging the order of the Aurangabad Bench of Bombay High Court. Since the cause of action and reliefs claimed are identical, the outcome of this case will hold good for the Company as well.

- The Maharashtra State Excise Department, Aurangabad has raised a demand of ₹ 32.80 lakhs (31 March 2020 ₹ 32.80 lakhs) towards additional license fee on the Company as a consequence of the change of name arising due to restructuring of the Company. The Company has challenged the said demand and filed Writ Petition before High Court of Judicature of Bombay, Aurangabad Bench. The said matter has not come up for hearing yet. The demand of ₹ 32.80 lakhs (31 March 2020 ₹ 32.80 lakhs), which is paid by the Company under protest, is shown under balance with statutory authorities.



- e) The Aurangabad Municipal Corporation (AMC) had recovered differential Octroi Duty on Extra Neutral Alcohol / Rectified Spirit for the period from December 1991 to June 1997 on the basis of High Court judgment on similar facts in another liquor company case. This judgment had been reversed by the Hon'ble Supreme Court of India in another case in which interest @ 6 % p. a. was allowed. The Company has entered into an agreement with AMC on 12 March 1993 by which both the parties had agreed that judgment passed shall be binding on both the parties.

The Company had filed a suit for recovery in the Hon'ble Court of Civil Judge, (Senior. Division) at Aurangabad. As per the order dated 16 October 2006 of the Court, the Company is entitled to get an amount of ₹ 157.97 lakhs (31 March 2020 ₹ 157.97 lakhs), with interest thereon @ 6% p.a. from the date of suit till the date of payment.

The Municipal Corporation has filed an appeal against this order, which has been disposed off by the Division Bench of the Bombay High Court, Aurangabad bench vide their order dated 12 February 2007 granting the stay of execution of decree passed by Trial Court subject to deposit of ₹ 220 lakhs in 11 instalments commencing from April 2007. Further, the appeal came up for hearing on 29 August 2007 before the High Court at Bombay Bench at Aurangabad and an order was passed allowing the Company to withdraw the aforesaid amount and so far the Company has received ₹ 220 lakhs up to 31 March 2009. The appeal filed by AMC is pending before the Bombay High Court, Aurangabad Bench.

- f) In an earlier year, the Company had received service tax demand notice from The Commissioner of Central Excise, Customs and Service Tax, Aurangabad which has raised the demand against the show cause cum demand notice, confirming the demand for ₹ 6.97 lakhs (31 March 2020 ₹ 6.97 lakhs), (including penalty of ₹ 3.38 lakhs, late fees of ₹ 0.40 lakhs but excluding interest) for the period 1 August 2014 to 31 July 2015 towards service tax on alleged short delivery of bottles received, non-supply of clear bottles etc. u/s 66EE of the Service Tax Act. The Company has filed an appeal before the Commissioner Appeals Central Excise, Customs and Service Tax and paid an amount of ₹ 0.24 lakhs under protest which is shown under balance with statutory authorities.

During the year ended 31 March 2019, Company has received an order from the Commissioner Appeals, Nashik, directing Assessing Officer to verify claim of the Company and pass the order based on the merits of the case, which is still pending. During the year ended 31 March 2021, the case was heard virtually by Commissioner Appeals, Nashik and the final order is awaited.

- g) In an earlier year, the Company had received demand notice from the Commissioner of Central Excise, Customs and Service Tax, Aurangabad for the F.Y. 2011-12 to 2014-15 towards service tax on reverse charge basis on expenditure incurred in foreign currency on sales promotion, travelling and other expenditure. Total demand raised is ₹ 538.08 lakhs (31 March 2020 ₹ 538.08 lakhs) (including penalty of ₹ 268.28 lakhs, late fees of ₹ 1.60 lakhs but excluding interest). The Company has paid ₹ 20.11 lakhs (31 March 2020 ₹ 20.11 lakhs) under protest against the said demand towards mandatory deposit for admission of appeals, which is shown under balance with statutory authorities. The Company has filed an appeal before Central Excise and Sales Tax Appellate Tribunal (CESTAT), Mumbai.
- h) The Company has an unpaid demand of ₹ 3,248.90 lakhs (31 March 2020 ₹ 3,248.90 lakhs) arising out of assessment under MVAT Act, 2002 for F.Y. 2011-12.

The said demand has arisen due to alleged VAT liability on amount of Business Surplus received by the Company from tie-up unit arrangements with third parties.

The Company has received an order from the Joint Commissioner of Sales Tax (Appeals) granting a stay on recovery of said demand pending decision by the Hon'ble High Court of Bombay in the case of M/s Diageo India Pvt Ltd v/s State of Maharashtra.

In view of above, no further provision is considered necessary in the books.

The Company has filed appeal with Maharashtra Sales Tax Tribunal and paid ₹ 9.87 lakhs (31 March 2020 ₹ 9.87 lakhs) under protest against the said demand, which is shown under balance with statutory authorities.

- i) Income tax matter is in dispute before CIT-Appeal relating to A.Y. 2014-15 ₹ 333.11 lakhs, (31 March 2020 ₹ 333.11 lakhs). Against the above said demand, the Company has deposited under protest ₹ 55.12 lakhs (31 March 2020 ₹ 55.12 lakhs) which is disclosed under Income tax (current-tax) assets (net). The balance demand is adjusted by the department with refundable balance of AY 2011-2012 as per intimation dated 20 April 2017.
- j) Income tax matter is in dispute before the Hon'ble Bombay High Court for which favourable decisions have been received by the Company from ITAT, Mumbai relating to A.Y. 2010-11 and 2011-12, against which the department has gone into appeal, amounting to ₹ 505.75 lakhs (31 March 2020 ₹ 505.75 lakhs).

- k) One of the Company's Contract Bottling Unit (CBU) at Rajasthan had received notice of demand for the A.Y. 2007-08 to 2009-10 amounting to ₹ 91.80 lakhs (31 March 2020 ₹ 91.80 Lakhs) of VAT and interest thereon for ₹ 15.75 lakhs (31 March 2020 ₹ 15.75 lakhs) aggregating ₹ 107.54 lakhs (31 March 2020 ₹ 107.54) from Commercial Tax Officer, Government of Rajasthan on alleged VAT payable on captive consumption of ENA for the manufacturing of the Company's brands and deemed sale of ENA to the brand owner. The said demand was upheld by the Hon'ble Rajasthan High Court vide their order dated 20 July 2017. Against the said demand, the CBU has filed a Special Leave Petition before the Hon'ble Supreme Court. Vide order dated 28 August 2017, the Hon'ble Supreme Court has granted stay in the matter in respect of recovery of any demand or interest. In the event, if the matter is decided against the CBU, the Company is liable to compensate the CBU for the tax demand including interest.

- l) In an earlier year, the Company has received excise demand of ₹ 286.02 lakhs (31 March 2020 ₹ 286.02 lakhs) relating to excess transit wastages for ENA supplied by Contract Bottling unit (CBU). Writ petition was filed with the Hon'ble High Court by CBU and is pending for disposal. Amount deposited under protest of ₹ 71.5 lakhs (31 March 2020 ₹ 71.50 lakhs) is shown under other financial assets.

Madhya Pradesh High Court ordered that, on furnishing an adequate surety to the satisfaction of Excise Commissioner, the recovery of penalty shall remain stayed until next date of hearing. The matter has not come up for hearing yet and the same is under progress.

- m) The Company has received excise demand of ₹ 27.11 lakhs (31 March 2020 ₹ 27.11 lakhs) relating to low strength of ENA. The Company has challenged the same with appropriate authority and has paid the amount under protest, which is disclosed under balance with statutory authorities (non-current). Jodhpur High Court left it exclusively for the Excise Commissioner to take a decision, after examining all aspects of the matter. The company has filed a writ petition in March 2020. The Company has not received any further communication till date.

- n) The Company in an earlier year had received a debit memorandum from its customer - Canteen Stores Department (CSD) for ₹ 3,661.44 lakhs (31 March 2020 ₹ 3,661.44 lakhs) on account of differential trade rate relating to the period from 01 March 2012 to 31 October 2017. The Company contested the same and is in discussion with the authority. The Company is expecting a favourable result in this matter. The aggregate amount receivable from the Canteen Store Department by CBUs of the Company is ₹ 3,402.95 (31 March 2020 ₹ 3,402.95 lakhs) lakhs which is substantially withheld by the Canteen Store Department on account of the above debit memorandum. The Company has received a letter from the Canteen Stores Department dated 15 June 2020 that matter is under consideration and outcome of the same will be informed in due course. The Company has also revived its business operations with CSD.

- o) The Company has an unpaid demand of ₹ 602.71 lakhs (31 March 2020 ₹ NIL) arising out of assessment under MVAT Act, 2002 for financial year 2015-2016. The said demand has arisen due to alleged VAT liability on amount of Business Surplus received by the Company from tie-up unit arrangements with third parties. The Company has received an assessment order from Deputy Commissioner of Sales Tax, Mazgaon dated 30 March 2020. The Company has filed copy of Appeal against the said assessment order to Joint commissioner of State Tax dated 20 July 2020 and paid ₹ 0.49 lakhs (31 March 2020 ₹ NIL) under protest against the said demand, which is shown under balance with statutory authorities (non-current). The Commissioner has granted a stay on recovery of demand pending decision by the Hon'ble High Court of Bombay in a similar case of M/s Diageo India Pvt Ltd v/s State of Maharashtra.

- p) The Company has an unpaid demand of ₹ 582.58 lakhs (31 March 2020 ₹ NIL) arising out of assessment under MVAT Act, 2002 for financial year 2016-2017. The said demand has arisen due to alleged VAT liability on amount of Business Surplus received by the Company from tie-up unit arrangements with third parties. The Company has received an assessment order from Deputy Commissioner of Sales Tax, Mazgaon dated 23 February 2021. The Commissioner has granted a stay on recovery of said demand pending decision by the Hon'ble High Court of Bombay in the case of M/s Diageo India Pvt Ltd v/s State of Maharashtra.

- q) Rajasthan VAT department has demanded amount of ₹ 107.54 lakhs (31 March 2020 ₹ 107.54) Sales Tax along with interest and penalty from a contract bottling unit on ENA produced by them to be used as intermediary product for the manufacturer of IMFL. The matter is pending before Supreme Court.

- r) A letter of Intent (LOI) was granted to the Company along with a demand notice by the Government of Andhra Pradesh on 9 March 2017 on the basis of an application made on 3 December 2014 along with stipulated payment of ₹ 275.00 lakhs (31 March 2020 ₹ 275.00 lakhs). The Company had immediately requested for a waiver of the demand notice. Further, vide letter dated 17 May 2017, the Company had requested for a three years moratorium for payment of license fees. The request was disallowed vide their letter dated 31 May 2017 which was served on the Company on 12 June 2017.

The Company then requested the Commissioner of Prohibition of Excise for surrendering the LOI and requested for refund of the advance paid ₹ 275.00 lakhs vide letter dated 14 June 2017. However, the Company received a demand notice from the Government of Andhra Pradesh and Commissioner of Prohibition & Excise for payment of the license fees of ₹ 1,734.11 along with 18% interest, which remains unpaid.

The Company also received revised letter dated 9 February 2018 with correct calculation of instalments with date-wise schedule, which indicates a balance amount payable of ₹ 2,725.00 lakhs in 11 quarterly instalments with first instalment being due on 26 January 2017.

Company filed a writ petition under Article 226 of the Constitution of India against the State of Andhra Pradesh represented by the Principal Secretary to Government Revenue (Excise Department) as well as against the Commissioner, Prohibition and Excise, Government of Andhra Pradesh in the High Court of Andhra Pradesh seeking a declaration that the said demand as well as refusal of the Respondents to refund amounts paid by ABDPL of ₹ 87.48 lakhs and ₹ 275.00 lakhs along with applications made on 22 November 2010 and 03 December 2014 as bad and illegal in law; and a direction to the Respondents to cease making demands for payment of instalments and to refund the above amounts paid by ABDPL along with interest @ 18% p.a. from 17 December 2012 and 31 May 2017 respectively.

In the said Writ Petition, the Hon'ble High Court was pleased to pass an interim order directing the Respondents not to take any coercive action against Company pursuant to the letter dated 6 February 2019 of the 2nd Respondent. The Company filed a writ petition against the said order and obtained an interim stay on the same. The matter is still pending in Andhra Pradesh High Court.

The writ petition filed by the Company against the State of AP represented by Principal Secretary to Government, Revenue (Excise Department) and the Commissioner Prohibition and Excise is pending before the High Court of Andhra Pradesh. The matter was last listed on 19 March 2019 when the order was passed. Thereafter the matter has not been listed. The order subsists even as on today. The Order copy stated no coercive steps can be taken against the petitioner.

- s) Company has not acknowledged debts amounting to ₹ 32.98 lakhs (31 March 2020 ₹ 334 lakhs) arising out of difference on account of vendor reconciliation. Company is of the opinion that the differences will be amicably resolved and does not foresee any ramifications.
- t) Interest in terms of section 16 of the Micro, Small and Medium Enterprise Development Act, 2006 will be paid in all cases where the vendor has claimed the same from the Company. The Company has not received any such claims, including in the past few years, from any of their vendors. The amount of such interest, if any, which may be claimed by the vendors, is not ascertainable at present.

#### Commitments

- u) Capital commitments (net of advances) ₹ 256.65 lakhs (31 March 2020 ₹ 391.50 lakhs).

#### 49 Revenue from contracts with customers

The Group determines revenue recognition through the following steps:

1. Identification of the contract, or contracts, with a customer.
2. Identification of the performance obligations in the contract.
3. Determination of the transaction price.
4. Allocation of the transaction price to the performance obligations in the contract.
5. Recognition of revenue when, or as, a performance obligation is satisfied.

In all cases, the total transaction price for a contract is allocated amongst the various performance obligations based on their relative stand-alone selling prices. The transaction price for a contract excludes any amounts collected on behalf of third parties.

At contract inception, the Group assesses the goods and services promised in the contracts with customers and identifies a performance obligation for each promise to transfer to the customer a good or service (or bundle of goods or services) that is distinct. To identify the performance obligations, the Group considers all of the goods and services promised in the contract regardless of whether they are explicitly stated or are implied by customary business practices.

The majority of customer contracts that the Group enters into consist of a single performance obligation for the delivery of Indian made foreign liquor. The Group recognizes revenue from product sales when control of the product transfers, generally upon shipment or delivery to the customer i.e. at a point in time. The Group records product sales net of estimated incentives/discounts, returns, and other related charges. These are generally accounted for as variable consideration estimated in the same period the related sales occur. The methodology and assumptions used to estimate rebates and returns are monitored and adjusted regularly in the light of contractual and legal obligations, historical trends, past experience and projected market conditions. The payment terms are generally less than a year.

##### a) Disaggregation of revenue :

(₹ in lakhs)		
Particulars	31 March 2021	31 March 2020
Geographical markets		
Within India	6,22,510.75	8,03,623.73
Outside India	13,355.27	6,614.55
<b>Revenue from contracts with customer</b>	<b>6,35,866.02</b>	<b>8,10,238.28</b>

##### b) Reconciling the amount of revenue recognised in the statement of profit and loss with the contracted price :

(₹ in lakhs)		
Particulars	31 March 2021	31 March 2020
Revenue as per contracted price	6,60,077.60	8,38,199.23
<b>Adjustments (includes provisions estimated and adjustments thereagainst)</b>		
Sales incentive	(22,459.84)	(26,831.12)
Cash discount	(1,751.74)	(1,129.83)
<b>Revenue from contract with customers</b>	<b>6,35,866.02</b>	<b>8,10,238.28</b>

#### 50 Earnings per share

Particulars	Year ended 31 March 2021	Year ended 31 March 2020
Net profit attributable to equity share holders (₹ in lakhs)	250.55	1,279.55
Weighted average number of equity shares outstanding during the year for Basic EPS	23,55,66,665	23,55,66,665
Weighted average number of potential equity shares in respect of NCCPS*	68,18,180	50,48,434
Weighted average number of equity shares outstanding during the year for Diluted EPS	24,23,84,845	24,06,15,099
<b>Earnings per share:</b>		
Basic EPS (in ₹)	0.11	0.54
Diluted EPS (in ₹)	0.10	0.53
Face value per share (in ₹)	2.00	2.00

\*For terms of NCCPS refer note 21

## 51 Segment reporting

### (a) Business segment

The Group is engaged in the business of manufacture, purchase and sale of alcoholic beverages. Operating segment are reported in a manner consistent with the internal reporting provided to the Chief Operating Decision Maker (CODM). The CODM regularly monitors and reviews the operating result of the Group as one segment of "Alcoholic beverages/liquids". Thus, as defined in Ind AS 108 "Operating Segments", the Group's entire business falls under this one operational segment. The Group has not present any other significant information to the CODM.

### (b) Entity wide disclosures

Revenue of ₹239,392.22 (previous year ₹304,011.81) is derived from the two external customers,that individually accounted for more than 10% of the total revenue.

## 52 CSR Expenditure during the year:

- Gross amount required to be spent by the Group during the year: ₹46.88 lakhs (previous year - ₹35.53 lakhs)
- Revenue expenditure charged to statement of profit and loss in respect of CSR activities undertaken during the year is ₹ 183.63 lakhs (previous year ₹23.21 lakhs). There is an excess CSR spend of ₹ 136.75 lakhs (previous year – Nil) during the financial year 2020-21.

**53** The Government of Bihar by its notification dated 5 April 2016 imposed a ban on trade and consumption of Indian Made Foreign Liquor and foreign liquor in the state of Bihar. The Group had received a letter dated 16 August 2017 from the Government of Bihar, stating that it is not liable to refund the aforesaid statutory duties under the Bihar Prohibition and Excise Act, 2016.

Thereafter, on 17 October 2017, the Group filed a writ petition before the Hon'ble High Court of Patna seeking refund of the aforesaid statutory duties, paid by the Group to the Government of Bihar. The Group had sought from the Government of Bihar refund of statutory duties i.e., VAT, excise duty, license fee, bottling fee etc. paid aggregating ₹3,124.00 lakhs (including statutory duties paid by the Group's tie-up manufacturers) under the applicable law at that time, in respect of billed stocks destroyed/ returned by Bihar State Beverages Corporation Limited ("BSBCL").

Meanwhile, the Hon'ble High Court of Patna directed the respondent i.e. Government of Bihar to quantify the refund payable to the petitioners and the date of hearing was set as 31 October 2018. Out of the above VAT and Excise department has processed ₹ 1,062 lakhs till 31 March 2019.

Subsequent to the above, Patna High Court vide order dated 30 April 2019 directed the Principal Secretary cum Commissioner, Commercial Taxes and the Commissioner, Excise vide precedings under writ applications in CWJC Nos.15316 of 2017 and 13165 of 2018 to consider and dispose of the claims by a speaking order after opportunity of hearing within 3 months of receipt/production of a copy of this order.

In consequence, the Order of the Deputy Commissioner Excise dated 16 August 2017 is set aside.

The Group has received ₹23.73 lakhs out of the recoverable balance of ₹2,303.15 lakhs as on 31 March 2020. The Balance recoverable of ₹2,279.42 lakhs is considered good and receivable based on the favorable Order issued by the Hon'ble High Court of Patna dated 18 May 2017 and dated 30 April 2019.

Subsequently, the aforesaid referred writ petition was heard on 9th July 2020 through virtual court proceedings. Notices have been issued upon the respondent State of Bihar and its functionaries and they have been directed to file counter affidavit within four weeks, which is not yet filed. Later, writ application was heard on 12 October 2020 and 12 November 2020 by the Hon'ble High Court through virtual court proceedings and the Hon'ble Court on the request of the State Counsel had granted two weeks further time to file counter affidavit. The Group was directed to file a rejoinder within a week thereafter. It was indicated in the order that no further adjournments shall be granted to file the counter affidavit. The Hon'ble Court had directed that no coercive action against the Group shall be taken in the meantime. The aforesaid mentioned writ application for refund of excise levies and for quashing of the BSBCL demand was heard on 1 February 2021 and adjourned to 12 April 2021 for completion of pleadings. No hearing was held thereafter. The Group has a no coercive order in their favour.

## 54 Interest in other entities - subsidiaries

The Group's subsidiaries as at 31 March 2021 are set out below. Unless otherwise stated, they have share capital consisting solely of equity shares that are held directly by the Parent Company, and the proportion of ownership interests held equals the voting rights held by the Group. The country of incorporation is also their principal place of business.

	Country of incorporation	% of effective holding as at		Net Assets, i.e. total assets minus total liabilities		Share in profit/(loss)		Share in other comprehensive income/(loss)		Share in total comprehensive income/(loss)	
		31 March 2021	31 March 2020	Amount consolidated	% of consolidated net assets	Amount consolidated	% of consolidated profit	Amount consolidated	% of consolidated OCI	Amount consolidated	% of consolidated OCI
<b>Parent:</b>	India										
<b>Allied Blenders and Distillers Private Limited</b>											
31 March 2021				39,224.96	102.74%	570.90	227.86%	(34.56)	100.00%	536.34	248.32%
31 March 2020				38,688.62	101.92%	1,490.89	116.52%	0.83	100.00%	1,491.72	116.51%
<b>Subsidiaries (Domestic):</b>	India	100.00%	100.00%	(346.27)	-0.91%	(107.16)	-42.77%	-	-49.61%	(107.16)	-49.61%
<b>NV Distilleries &amp; Breweries (AP) Private limited</b>				(250.48)	-0.66%	(105.21)	-8.22%	-	-8.22%	(105.21)	-8.22%
31 March 2021				(1.43)	0.00%	(0.21)	-0.08%	-	-0.10%	(0.21)	-0.10%
31 March 2020				(1.22)	0.00%	(0.31)	-0.02%	-	-0.02%	(0.31)	-0.02%
<b>Deccan Star Distillers Private Limited</b>	India	100.00%	100.00%	(611.81)	-1.60%	(170.89)	-68.21%	-	-79.12%	(170.89)	-79.12%
31 March 2021				(440.92)	-1.16%	(163.55)	-12.78%	-	-12.77%	(163.55)	-12.77%
31 March 2020				(390.44)	-1.02%	(2.89)	-1.15%	-	-1.34%	(2.89)	-1.34%
<b>Sarthak Blenders and Bottlers Private Limited</b>	India	100.00%	100.00%	(387.56)	-1.02%	(6.01)	-0.47%	-	-0.47%	(6.01)	-0.47%
31 March 2021				302.57	0.79%	(39.20)	-15.65%	-	-18.15%	(39.20)	-18.15%
31 March 2020				353.15	0.93%	63.74	4.98%	-	4.98%	63.74	4.98%
<b>Intercompany elimination and consolidation adjustments</b>											
31 March 2021						250.55	100.00%	(34.56)	100.00%	215.99	100.00%
31 March 2020						1,279.55	100.00%	0.83	100.00%	1,280.38	100.00%
<b>Total</b>											
31 March 2021				38,177.58	100.00%						
31 March 2020				37,961.59	100.00%						



**55 Leases****Group as lessee**

The Group's leased assets primarily consist of leases for land, building and machinery. Leases of land, building and machinery generally have lease term between 10 years to 95 years, 2 to 5 years and 2 to 10 years respectively. The leases includes non-cancellable periods and renewable option at the discretion of lessee which has been taken into consideration for determination of lease term.

The Group has adopted Ind AS 116, 'Leases', effective 1 April 2019, using modified retrospective approach, as a result of which comparative information are not required to be re-stated. The Group has discounted lease payments using the incremental borrowing rate as at 1 April 2019 for measuring lease liabilities and accordingly recognised right-of-use assets (after adjusting prepaid and outstanding lease rent) by adjusting retained earnings by ₹ 48.83 lakhs (net of tax), as at the aforesaid date."

The following is the summary of practical expedients elected on initial application as at 1st April 2019 :

- Applied a single discount rate to a portfolio of leases of similar assets in similar economic environment with a similar end date;
- Group has elected not to apply Ind AS 116 to leases previously accounted for as operating leases, with a remaining lease term of less than 12 months and not recognise right-of-use assets but to account for the lease expense on a straight-line basis over the remaining lease term;
- Excluded the initial direct costs from the measurement of the right-of-use asset at the date of initial application;
- Applied the practical expedient by not reassessing whether a contract is, or contains, a lease at the date of initial application. Instead applied the standards only to contracts that were previously identified as leases under Ind AS 17.

- Set out below are the carrying amounts of lease liabilities and the movements during the period:

(₹ in lakhs)

Particulars	Land	Building	Machinery	Total
<b>As at 1 April 2019</b>	<b>26.75</b>	<b>44.85</b>	<b>1,825.11</b>	<b>1,896.71</b>
Additions	-	1.21	-	1.21
Termination	-	-	-	-
Accretion of interest	2.98	3.64	190.35	196.97
Payments	3.40	29.86	180.15	213.41
<b>As at 31 March 2020</b>	<b>26.33</b>	<b>19.84</b>	<b>1,835.31</b>	<b>1,881.48</b>
Additions	-	598.26	-	598.26
Termination	-	0.42	-	0.42
Accretion of interest	2.92	48.17	167.08	218.17
Payments	2.38	134.29	580.76	717.43
<b>As at 31 March 2021</b>	<b>26.87</b>	<b>531.56</b>	<b>1,421.63</b>	<b>1,980.06</b>

(₹ in lakhs)

Particulars	As at 31 March 2021	As at 31 March 2020
Current provisions	274.16	625.33
Non-current provisions	1,705.90	1,256.15

- The following are the amounts recognised in the statement of profit and loss:

(₹ in lakhs)

Particulars	F.Y. 2020-21	F.Y. 2019-20
Depreciation expense of right-of-use assets	494.92	427.84
Interest expense on lease liabilities	218.17	196.97
Expense relating to short-term and cancellable leases (included in other expenses)	725.46	1,043.07
<b>Total amount recognised in the statement of profit and loss</b>	<b>1,438.55</b>	<b>1,667.88</b>

- The undiscounted maturity analysis of lease liabilities is as follows:

(₹ in lakhs)

Particulars	within 1 year	2-5 years	5-10 years	10 years and above	Total
<b>31 March 2021</b>					
Lease payments	480.93	1,615.24	720.21	23.79	<b>2,840.17</b>
Finance charge	206.77	548.45	97.64	7.26	<b>860.12</b>
<b>31 March 2020</b>					
Lease payments	796.76	1,074.53	1,011.20	27.18	<b>2,909.67</b>
Finance charge	171.43	518.90	179.23	9.19	<b>878.75</b>

**56 Disposal of interest in Joint Venture**

During the previous year, on 10 July 2019, the Group sold 147 equity shares of Allied Blenders and Distillers International General Trading LLC for ₹ 1.35 lakhs. The difference between the selling amount and carrying value of investment is recognised as profit on sale of investment in the statement of profit and loss.

**57 Subsequent Events**

- The Parent Company has entered into a share purchase agreement (SPA) dated 15 July 2021 to acquire the entire shareholding of ABD Dwelling Private Limited and Madanlal Estates Private Limited, at their respective face value of ₹ 10 each for a consideration of ₹ 1 lakh and ₹ 1 lakh, respectively. Consequent to the said purchase, both these entities have become wholly owned subsidiaries w.e.f. 15 July 2021.
- Subsequent to Balance Sheet date, the Parent Company received the sum of ₹ 10,000 lakhs from Oriental Radio Private Limited, a promoter entity and related party as application money towards allotment of 8.5% Compulsorily Convertible Debentures (convertible securities) on 14 June 2021. However, the application money was subsequently refunded to the party within the prescribed time. On 8 July 2021, the Parent Company has again received ₹ 10,000 lakhs towards allotment of convertible securities and the allotment is expected to be completed within statutory timelines.
- Capital advances include ₹ 7,500 lakhs (31 March 2020: ₹ 7,500 lakhs) for which the Parent Company, subsequent to Balance Sheet date, has re-evaluated its decision and has decided to recall its advance provided to Ashoka Liquors Private Limited (a related party), which has been received on 8 July 2021. Consequently, the Parent Company and Ashoka Liquors Private Limited have mutually decided to redeem the NCCPS issued by the Parent Company and NCCPS has been redeemed on 8 July 2021

**58** The Group has assessed the impact of Covid-19 pandemic on its business operations and has considered all relevant internal and external information available up to the date of approval of these financial statements, to determine the impact on the Group's revenue from operations for foreseeable future and the recoverability and carrying value of certain assets such as property, plant and equipment, investments, inventories, trade receivables, loans and advances and deferred tax assets. The impact of Covid-19 pandemic on the overall economic environment being uncertain, it may affect the underlying assumptions and estimates used to prepare Group's consolidated financial statements, which may differ from those considered as at the date of approval of these consolidated financial statements. The Group has resumed its business activities, in line with guidelines issued by the Government authorities, taken steps to strengthen its liquidity position and initiated cost restructuring exercise. However, the Group does not anticipate any challenges in its ability to continue as going concern or meeting its financial obligations. As the situation is unprecedented, while the lockdown is gradually lifting, the Group is yet closely monitoring the situation as it continues to evolve in the future.

**59** Previous year figures have been regrouped and rearranged to make them comparable with the current year figures.

The accompanying notes form an integral part of the consolidated financial statements

This is a summary of significant accounting policies and other explanatory information referred to in our other report of even date.

**For Walker Chandiok & Co LLP**

Chartered Accountants

Firm Registration No: 001076N / N500013

**Adi P. Sethna**

Partner

Membership No: 108840

Place : Mumbai

Date: 20 July 2021

**For and on behalf of the Board of Directors**

**Utpal K Ganguli**

Vice Chairman

DIN: 00067083

Place : Mumbai

Date: 19 July 2021

**Ramakrishnan Ramaswamy**

Director

DIN: 00773787

Place : Mumbai

Date: 19 July 2021

**Nicholas Blazquez**

Director

DIN: 06995779

Place : Mumbai

Date: 19 July 2021

**Ritesh Shah**

Company Secretary

ACS: 14037

Place : Mumbai

Date: 19 July 2021