



**Allied Blenders  
& Distillers**

ABD/RANGAPUR/DISTILLERY/MoEF&CC/2021-22/01

Date: 29.09.2021

To

**The Ministry of Environment, Forest and Climate Change (MoEF&CC),**  
Regional Office (SEZ), 1<sup>st</sup> and 2<sup>nd</sup> Floor, Handloom Export Promotion Council,  
34, Cathedral garden Road, Nungambakkam,  
Chennai – 34.

**Subject:** Allied Blenders and Distillers Private Limited (Environment Clearance Letter No: J-1101/02/2009 -1A II (I) Dated: 24.08.2009) - Submission of Six monthly compliance report of stipulated conditions of Environmental Clearance – Regarding.

Dear Sir,

With reference to the subject, we herewith submitting the six monthly compliance report from the period of March' 2021 to August'2021.

This is for your kind information.

Kindly acknowledge the receipt of the same.

Thanking you.

Yours faithfully,

**For M/s. Allied Blenders & Distilleries Private Limited.**

**Sujit Kumar Srivastava**  
(Lead Distillery-Operations)



**Enclosed:** Six Months Environmental Compliance Report.

**Copy to:**

1. Regional Director, CPCB – Bangalore.
2. Regional Office – TSPCB, Hyderabad, TS.
3. Member Secretary, TSPCB, Hyderabad.

**Allied Blenders and Distillers Pvt. Ltd.,**

Distillery : Survey No : 692, Rangapur Village, Pebbair Mandal, Wanaparthy District, Telangana - 509 104.  
Bottling : Survey No : 700, Rangapur Village, Pebbair Mandal, Wanaparthy District, Telangana - 509 104.  
Office : Sreenivasam, H.No. 1-11-220/2, First Floor, Brundavan Colony, Begumpet, Hyderabad - 500 016.  
Website : www.abdindia.com info@abdindia.com CIN No. : U15511MH2008PTC187368

**Six Monthly Environmental Compliance Report of**  
**Stipulated Conditions of Environmental Clearance**  
**From March-2021 to August-2021**

**By**

**M/s Allied Blenders and Distillers Private Limited**  
**(Grain Based Distillery unit 150 KLD & CPP 6.5 MW)**

**Submitted**

**To**

**Regional Offices,**

**Ministry of Environment and Forest, Climate Change (SEZ),**  
**I<sup>st</sup> and II<sup>nd</sup> Floor, Handloom Export Promotion Council, 34,**  
**Cathedral Garden Road, Nungambakkam, Chennai – 34.**

**&**

**Central Pollution Control Board,**  
**Nisargabhavan, Thimmaiah Road.**

**7th D Main Rd, Shivanagar,**  
**Bengaluru, Karnataka 560079.**

**&**

**Telangana State Pollution Control Board,**  
**Hyderabad.**

**Part -A Specific Condition**

<b>S.NO</b>	<b>Conditions of EC</b>	<b>Status of Compliance</b>
1.	The industry shall ensure that the treated effluent and stack emissions from the unit are within the norms stipulated under the EPA rules or SPCB whichever more stringent is. In case of process disturbance/failure of pollution control equipment adopted by the unit, the respective unit shall be shut down and shall not be restarted until the control measures are rectified to achieve the desired efficiency	The Treated effluent and stack emissions from our unit are within the norms stipulated under the EPA rules/TSPCB.  <b>(Details are Enclosed in Annexure – 1 )</b>
2.	The particulate emissions from the 50TPH boiler shall be controlled by installation of bag filter and emissions shall be dispersed through stack height as per the CPCB guidelines. The particulate emissions shall conform to the prescribed standards.	We have installed Electrostatic Precipitator (ESP) to minimizing the Particulate Emissions (PM) from the 50 TPH boiler and stack height is provided as per CPCB/SPCB guidelines.  <b>(Online SPM reports are enclosed in annexure- 1)</b>
3.	The Company shall upload the status of compliance of the stipulated environmental clearance conditions, including results of monitored data on its web site and shall update the same periodically. It shall simultaneously be sent to the Regional office of MoEF, the respective Zonal office of CPCB and the state pollution control board. The levels of SPM,RSPM,SO <sub>2</sub> ,NO <sub>X</sub> (ambient levels), emissions from the stacks and pH, TDS, BOD, COD, Chloride, suspended solids and sulphates in the treated effluents shall be monitored and displayed at a convenient location near the main gate of the company and at important public places.	The monitoring results along with compliance reports will be uploaded in SPCB & CPCB web site and updated on timely and sent to the concerned authorities on regular basis and Display boards are provided at main gate of the unit.

4.	The spent wash generation shall not exceed 900m <sup>3</sup> /d. the spent wash shall be centrifuged in the decanter and after decantation; the slop shall be concentrated to 30% solids in the multiple effect evaporator. The concentrated thin slop after mixing with either wet cake or sent to dryer directly for concentration up to 90% solids and shall be sold as cattle feed. The zero discharge shall be strictly complied with. The condensate from the evaporator shall be recycled. The boiler blow down and DM plant and softener regeneration water (231m <sup>3</sup> /d) shall be treated in a neutralization tank and after treatment shall be mixed with Cooling tower blow down. the treated effluent shall be used for dust suppression /ash conditioning and on land for irrigation within the plant premises after complying with the CPCB/SPCB standards.	Complied. <b>(Details are Enclosed as Annexure -2)</b>
5.	The spent wash shall be stored in impervious pucca lagoons. The spent wash lagoons shall have proper lining with HDPE and shall be kept in proper condition to prevent ground water pollution as per the CPCB recommendations; storage shall not exceed 5 days capacity.	The spent wash feed in to MEE on continuous basis.  We have one impervious concrete tank and 2 nos SS tank for 5 days storage.
6.	Adequate numbers of ground water quality monitoring stations by providing piezometers around the project area shall be set up. Sampling and trend analysis monitoring must be made on monthly a basis and report submitted to SPCB and this ministry.	We are not using the ground water for our process and utilities purpose. And we have obtained irrigation department permission for drawing water from Krishna river. <b>(Details are Enclosed as Annexure -3)</b>
7.	Green belt in 33% of the plant area shall be provided to mitigate the effects of fugitive emissions all around the plant as	We have developed Green belt more than 33% of the plant

	per CPCB guidelines in consultation with the local DFO.	area.
8.	Permission shall be obtained to draw the water from the state irrigation department as may be applicable to this case	Complied. <b>(Details are Enclosed as Annexure -3)</b>
9.	Company shall adopt rain water harvesting measures to recharge the ground water.	Complied.
10.	Occupational health surveillance programme shall be undertaken as regular exercise for all the employees. The first aid facilities in the occupational health center shall be strengthened and the medical records of each employee shall be maintained separately.	Complied. Occupational health surveillance programme is being taken as a regular exercise for all the employees and their medical records of each employee are maintained. <b>(Details are Enclosed as Annexure -4)</b>
11.	Provision shall be made for the housing for the construction labour within the site with all necessary infrastructure and facilities such as fuel for cooking, mobile toilets, mobile sewage treatment plant, safe drinking water, medical health care, crèche etc. the housing may be in the form of temporary structure to be removed after the completion of the project. all the construction waste shall be managed so that there is no impact on the surrounding environment.	Project is completed and no construction labour is present at onsite.

## PART-B GENERAL CONDITIONS

1.	No further expansion or modification in the plant shall be carried out without prior approval of the ministry of environment and forests.	Complied.
2.	Ambient air quality monitoring stations shall be set up in the down wind direction as well as where maximum ground level concentration of SPM, SO <sub>2</sub> ,NO <sub>x</sub> , are anticipated in consultation with the state pollution control board.	Ambient air quality monitoring in the down wind direction of the unit are monitoring through third party and monitoring reports are submitted to Regional Office - TSPCB. and we have installed Ambient air quality monitoring station in the down wind direction and same was connected to CPCB/PCB Portal <b>(Details are Enclosed in Annexure – 1 &amp; 5)</b>
3.	Adequate number of influent and effluent quality monitoring stations shall be set up in consultation with the state pollution control board. Regular monitoring should be carried out for relevant parameters.	We have provided on line monitoring facility for influent, effluent connected to CPCB/SPCB. <b>(Details are Enclosed in Annexure -1)</b>
4.	The industry shall ensure that the treated effluent and stack emissions from the unit are within the norms stipulated under EPA rules or SPCB whichever is more stringent. In case of process disturbances/failure of pollution control equipment adopted by the unit, the respective unit shall be shut down and shall not be restarted until the control measures are rectified to achieve the desired efficiency.	Complied. Our treated effluent and stack emissions are monitored through online system and monitoring stations was connected to SPCB & CPCB serves and results are within the norms as stipulated under EPA rules/TSPCB. <b>(Details are Enclosed in Annexure -1)</b>
5.	The overall noise level in and around the plant area shall be kept well within the standards by providing noise control measures including acoustic	Noise levels in and around the plant area are monitoring regular basis and observed that results are within the standard.

	hoods, silencers, enclosures etc. on all sources of noise generation. The ambient noise level should conform to the standards prescribed under EPA rules, 1989 Viz. 75dBA (Day time) and 70 dBA (Night time).	(Details are Enclosed in Annexure -6)
6.	Occupational health surveillance programme shall be undertaken as regular exercise for all the employees. The first aid facilities in the occupational health center shall be strengthened and the medical records of each employee shall be maintained separately.	Occupational health surveillance programme is being taken as a regular exercise for all the employees and their records are maintained. (Details are Enclosed as Annexure -4)
7.	A Separate environmental management cell equipped with full-fledged laboratory facilities must be set up to carry out the environmental management and monitoring functions.	We have provided separate Environmental management cell equipped with full-fledged laboratory facility to carry out the Environmental management and monitoring functions.
8.	The project authorities shall provide requisite funds for the both recurring and non-recurring expenditure to implement the conditions stipulated by the non-recurring expenditure to implement the conditions stipulated by the ministry of Environment and forests as well as the state government along with the implementation schedule for all the conditions stipulated herein. The funds so provided shall not be diverted for any other purpose.	We have provided separate budget for the Environmental management cell. (Details are Enclosed in Annexure -7)
9.	A copy of the clearance letter shall be sent by the proponent to concerned panchayat, Zilla parishad /Municipal Corporation. Urban local body and the local NGO. If any, from who suggestions /representations, if anywhere received	Complied.

	while processing the proposal. The clearance letter shall also be put on the website of the company by the proponent.	
10.	The implementation of the project vis-a-vis environmental action plans will be monitored by ministry's regional office at Bangalore/SPCB/CPCB.	The implementation of the project vis-a-vis environmental action plans are monitored by regional office, TSPCB.
11.	The project proponent shall also submit six monthly reports on the status of compliance of the stipulated EC conditions including results of monitored data (both in hard copies as well as by e-mail) to the respective regional office of MOEF, the respective Zonal office of CPCB and the SPCB.	Last EC six monthly compliance report Sept-2020 to Feb-2021 is sent to the concerned authorities on dated 18-03-2021 vide letter no. ABDPL/DIST/MoEF&CC/2020-21/003
12.	The environmental statement for each financial year ending 31 <sup>st</sup> march in form-V as is mandate shall be submitted to the concerned SPCB as prescribed under Environment (P) Rules ,1986,as amended subsequently ,shall also be put on the website of the company along with the status of compliance of environmental clearance conditions and shall also be sent to the respective regional office of MoEF by email.	We have submitted the Environmental Statement (Form-V) report of financial year 2020-21 to the concerned authorities. <b>(Details are enclosed in Annexure - 8)</b>
13.	The project proponent shall inform the public that the project has been accorded environmental clearance by the ministry and copies of the clearance letter are available with the SPCB/committee and many also be seen at website of the ministry of environment and forests at <a href="http://envfor.nic.in">http://envfor.nic.in</a> . this shall be advertised within seven days from the	Complied.



	date of issue of the clearance letter, at least in two local newspaper that are widely circulated in the region of which one shall be in the vernacular language of the locality concerned and a copy of the same shall be forwarded to the regional office.	
14.	The project authorities shall inform the regional office as well as the ministry the date of financial closure and final approval of the project by the concerned authorities and the dates of start of land development work.	Complied
15.	The ministry may revoke or suspend the clearance, if implementation of any of the above conditions is not satisfactory.	Agreed and noted
16.	The ministry reserve the right to stipulate additional conditions if found necessary. The company will implement these conditions in a time bound manner.	Agreed and noted
17.	Any appeal against this environmental clearance shall lie with the national environmental appellate authority, if preferred within a period of 30 days as prescribed under section 11 of National Environment Appellate Authority Act, 1997.	Agreed and noted
18.	The above Conditions will be enforced, inter-alia under the provisions of the water (P&CP) Act ,1974, Air (P&PC) Act, 1981,the Environment (P) Act, 1986, Hazardous waste (M,H&TM) Rules 2008 and the Public liability Act,1991 along with their amendments and rules .	We are complying with consent to operate under water and Air Act, Environment (P) Act, Hazardous waste (M,H&T) Rules

## Details of Environmental Monitoring

### **AMBIENT AIR QUALITY MONITORING**

**Ambient Air Quality Monitoring Stations:** Ambient air quality monitoring has been carried out at 3 locations namely 1. Near Main Gate 2. Near DG Set 3. Near ETP area. This will enable to have a comparative analytical understanding about air quality and the changes in the air environment in the factory area with respect to the condition prevailing.

### **Ambient Air Quality Monitoring Methodology**

Monitoring was conducted in respect of the following parameters:

- Particulate Matter 2.5 (PM 2.5)
- Particulate Matter 10 (PM 10)
- Sulphur Dioxide (SO<sub>2</sub>)
- Oxides of Nitrogen (NO<sub>x</sub>)

The duration of sampling of PM<sub>2.5</sub>, PM<sub>10</sub>, SO<sub>2</sub> and NO<sub>x</sub> was 24 hourly continuous sampling per day. The monitoring was conducted for one day at the location. This is to allow a comparison with the National Ambient Air Quality Standards. The air samples were analyzed as per standard methods specified by Central Pollution Control Board (CPCB) and IS: 5182. The techniques used for ambient air quality monitoring and minimum detectable levels. Fine Particulate Sampler instruments have been used for monitoring Particulate Matter 2.5 (PM<sub>2.5</sub> i.e. <2.5 microns), and Respirable Dust Sampler was used for sampling Respirable fraction (<10 microns), gaseous pollutants like SO<sub>2</sub>, and NO<sub>x</sub>.

### Techniques used for Ambient Air Quality Monitoring

Sr.No.	Parameter	Technique	Technical Protocol
1	Particulate Matter 2.5	Fine Particulate Sampler,	CPCB/MoEF Guidelines
		Gravimetric Method	
2	Particulate Matter 10	Cyclone separator, Gravimetric	IS-5182 (Part-23):2006
3	Sulphur dioxide	Modified West and Gaeke	IS-5182 (Part- II):2001
4	Oxides of Nitrogen	Jacob & Hochheiser	IS-5182 (Part-VI):2006

### Ambient Air Quality Data from March-21 to August-21

Ambient Air Quality												Units: ug/m <sup>3</sup>	
Month	Near Main Gate				Near DG set area				Near ETP area (Online Monitoring)				
	PM10	PM2.5	SO2	NOX	PM10	PM2.5	SO2	NOX	PM10	PM2.5	SO2	NOX	
Mar-21	54	27.4	13.2	24	48	23.8	11.7	27	14	7.5	37	22.5	
Apr-21	69	31.7	16.8	29	51	28	12.9	23	13	6.8	38	10	
May-21	68	35.2	25	14.3	62	30.7	16.8	28	7.2	4.4	13	6.8	
Jun-21	62	31.5	16.7	28	54	27.6	14.2	23	7.4	4.5	14	0	
Jul-21	65	34.2	15.8	27	57	30.8	10.2	23	2.8	3.6	15	0	
Aug-21	69	36.8	17.9	29	62	29.1	11.3	29	30	26	18	16	

Instrument used Repairable Dust Sampler Model RDS9000/040506,507&040139

Avg.PM10 ug/m<sup>3</sup> at Near Main Gate area 64.5

Avg.PM2.5 ug/m<sup>3</sup> at Near Main Gate area 32.8

Avg.SO2 ug/m<sup>3</sup> at Near Main Gate area 17.6

Avg.NOx ug/m<sup>3</sup> at Near Main Gate area 25.2

AvgPM10 ug/m<sup>3</sup> at Near DG set area area 55.7

Avg.PM2.5 ug/m<sup>3</sup> at Near DG set area area 28.3

Avg.SO2ug/m<sup>3</sup>at Near DG set area area 12.9

Avg.NOx ug/m<sup>3</sup> at Near DG set area area 25.5

Avg.PM10 ug/m<sup>3</sup> at Near ETP area 12.4

Avg.PM2.5 ug/m<sup>3</sup> at Near ETP area 8.8

Avg.SO<sub>2</sub> ug/m<sup>3</sup> at Near ETP area 22.5

Avg.NO<sub>x</sub> ug/m<sup>3</sup> at Near ETP area 9.2

The ambient air Quality levels at all the locations were found to within limits prescribed by CPCB/SPCB.

### Ambient Noise Monitoring Locations

The main objective of noise monitoring in the site area is to assess the present ambient noise levels near factory site due to vehicular movement. A preliminary reconnaissance survey has been undertaken to identify the major noise generating sources in the area. Ambient noise monitoring was conducted at 10 locations in the factory premises.

- Milling Section
- Fermentation Area
- Security Area
- Boiler-DCS
- Boiler Turbine Hall
- ETP Area
- WTP Area
- Dryer Section
- CO<sub>2</sub> Plant
- Near DG Set

monitored through Lutron SL-4001 Model instrument

### Ambient Noise

Month	Day time Unit: dB(A)									
	Milling Section	Fermentation Area	Security Area	Boiler-DCS	Boiler Turbine Hall	ETP Area	WTP Area	Dryer Section	CO <sub>2</sub> Plant	Near DG Set
Mar-21	70.7	67.5	65.2	67.6	70.2	67.3	69.4	70.5	68.2	70.6
Apr-21	70.6	68.9	67.3	69.2	71.8	67.5	68.1	70.8	69.9	70.5
May-21	70.2	68.3	67.2	68.5	69.8	65.6	68.1	70.3	69.7	70.4
Jun-21	70.7	69.5	68.2	69.4	68.2	67.3	67.5	70.8	70.2	70.1
Jul-21	70.2	69.4	65.8	68.7	70.5	67.3	68.7	70.2	68.5	70
Aug-21	70.5	68.3	67.7	70.8	69.8	0	0	69.7	68.6	0
	Night Time Unit: dB(A)									
Mar-21	65.6	62.3	58.4	57.8	63.2	59.6	58.2	61.6	57.3	60.7
Apr-21	67.5	66	59.2	59.4	68.7	63.9	60.4	64.3	63	62.5

May-21	64.2	63.7	56.3	59.6	58.5	60.2	61.8	62.3	62.5	64.4
Jun-21	62.6	60.8	54.7	57.3	59.6	56.2	54.3	56.2	60.8	61.5
Jul-21	64.8	63.5	58.2	58.5	65.3	60.7	58.6	61.5	60.2	61.7
Aug-21	63.7	64.9	62.5	63.2	60.4	0	0	60.3	63.8	0

CPCB Limits in dB(A) Leq ( Industrial area)

During Day Time (6:00 am to 10:00 pm)	During Night Time (10:00 pm to 06:00 am)
75.00	70.00

### Ambient Noise Monitoring Results

#### Day Time Noise Levels (L<sub>day</sub>):

The day time noise level at all the locations were found to within limits prescribed for industrial area i.e. 75 db (A).

#### Night Time Noise Levels (L<sub>night</sub>):

The night time noise level at all the locations were found to within limit prescribed for industrial area i.e. 70 dB (A).

#### Stack attach to 50TPH Boiler

Sr. No.	Month	SPM (mg/Nm <sup>3</sup> )
1	Mar-21	36
2	Apr-21	38
3	May-21	38
4	Jun-21	37
5	Jul-21	67
6	Aug-21	36

Avg. SPM 42 mg/Nm<sup>3</sup>, the Stack emissions were found to within limits prescribed by CPCB/SPCB.

## SOIL MONITORING

The objective of the soil monitoring is to identify the impacts of ongoing activities within the Plant premises on soil quality and also predict impacts, which have arisen due to execution of various constructions allied activities. Accordingly, a study of assessment of the soil quality has been carried out.

To assess impacts of ongoing plant activities on the soil in the area, the Physico-chemical characteristics of soils were examined by obtaining soil samples from selected points and analysis of the same. Single sample of soil was collected from the middle part of the Plant site for studying soil characteristics.

### Soil Analysis Report:

Sr.No.	Parameters	Results
1	pH	7.7
2	E.C	210 umhos/cm
3	Nitrogen	31.7 g/kg
4	Bulk density	1.5 g/cc
5	Moisture	8.41 %
7	Organic Carbon	0.36 %
8	Phosphorous(as P)	27.3 mg/kg
9	Potassium( as K)	81.4 mg/kg
10	Sodium (as Na)	287 mg/kg
11	Calcium (as Ca)	567 mg/kg
12	Magnesium (as Mg)	83 mg/kg
13	Chlorides (as Cl)	219 mg/kg
14	Texture	Sandy loam

### Ventilation Monitoring Data

Sr. No.	Locations	Ambient Temperature °C (Ta)	Air Moment (Fpm)	Relative Humidity % (RH)	Illumination Levels Lux
1	Electrical Panel Room	28.2	132	57	302
2	Milling Section Area	29.7	129	59	142
3	Fermentation Area	26.3	134	56	481
4	Boiler -DCS Room	29.5	115	60	336
5	Boiler Turbine Hall	30.2	146	57	412
6	Quality Lab	27.6	137	52	407
7	Excise Office	29.6	146	54	324
8	Engineering Office	30.8	152	57	352
9	ENA Were House	30.2	132	58	312
10	CO <sub>2</sub> Plant Area	30.9	154	59	428
Factories Act, 1948, Exposure Limits.		30/35**	100 Min	65 Max*	65 Min

### Waste Water Quality Monitoring

Sample of waste water was collected from the site for the assessment of impacts of the Plant on discharge point. (Six monthly average)

Parameters	ETP Inlet	ETP Outlet	limit
pH	6.8	7.39	5.5to 9.0
Total Dissolved solids	1250.0.0	220	2100
Total suspended solids	120.7	55.0	200
COD	1800.5	74.0	250
BOD	350.0	20.0	100
Chlorides	208.5	65.0	600
Oil& Grease	2.6	<1.0	10.0

**Note:** all the values except pH are expressed in mg/lit.

Our ZLD Plant performance in terms of Pollution load reduction is as given below

TDS reduction 82.4%, TSS reduction 54.43%, COD reduction 95.89%, BOD reduction 94.28%

**Summary:**

1. Avg. Raw water consumption per month is 41175.16KL/M (1372.50KLD)
2. Avg. Spent wash generation per month is 15770.66KL/M (525.68 KLD)
3. MEE Condensate water Re used in to Process -13704.16KL/M(456.80KLD)
4. Avg. ETP feed water 6645 KL/M (221.5KLD)
5. Treated water used for ash quenching 1310.1KL/M(43.67KLD)
6. Treated water re –used in to Cooling Tower4862.4KL/M( 162.08KLD)
7. Generation of RO-II reject water-472.5KL/M(15.75KLD)
8. Avg. Production per month is 3902.10KL/M (130.07 KLD)
9. Avg. DDGS generation per month is 963.29 TPM(32.10TPD)
10. Ash Disposal 533.08TPM (17.76 TPD)
11. CO2 Disposal 644.11 TPM (21.47 TPD)
12. DWGS Disposal 2400.15 TPM (80.0TPD)
13. Raw materials consumption 7905.34 TPM (263.51 TPD)

  
  
Allied Blenders And Distillers Pvt. Ltd.  
Sy.No. 692, RANGAPUR (V),  
Pebbair (M), Wanaparthy (D) - 509 104.



**M/s. Allied Blenders and Distillers Private Limited**

**List of Documents**

<b>Sr. No</b>	<b>Description</b>
01	Part –A Specific Conditions
02	Part –B General conditions
03	Details of Environmental Monitoring: <ol style="list-style-type: none"><li>1. Ambient Air Quality</li><li>2. Online monitoring data</li><li>3. Ambient Noise Monitoring results</li><li>4. CPCB Limits in dB(A) (Industrial Area)</li><li>5. Ventilation Monitoring Data</li><li>6. Waste water Quality monitoring locations.</li></ol>
04	<b>Annexure – 1:</b> <ol style="list-style-type: none"><li>1. Ambient Air Quality monitoring data (Online).</li><li>2. Station: ETP outlet.</li><li>3. Station: Stack boiler 50 TPH.</li></ol>
05	<b>Annexure – 2:</b> Spent wash generation, solids disposal and utilization of treated water.
06	<b>Annexure – 3:</b> G.O. From irrigation department for drawing the water from Krishna river.
07	<b>Annexure – 4:</b> Monthly reports submission details.
08	<b>Annexure – 5:</b> Ambient Noise data.
09	<b>Annexure – 6:</b> Environment expenditure/budget details
10	<b>Annexure – 7:</b> A copy of Environmental Statement (Form-V) acknowledgment.

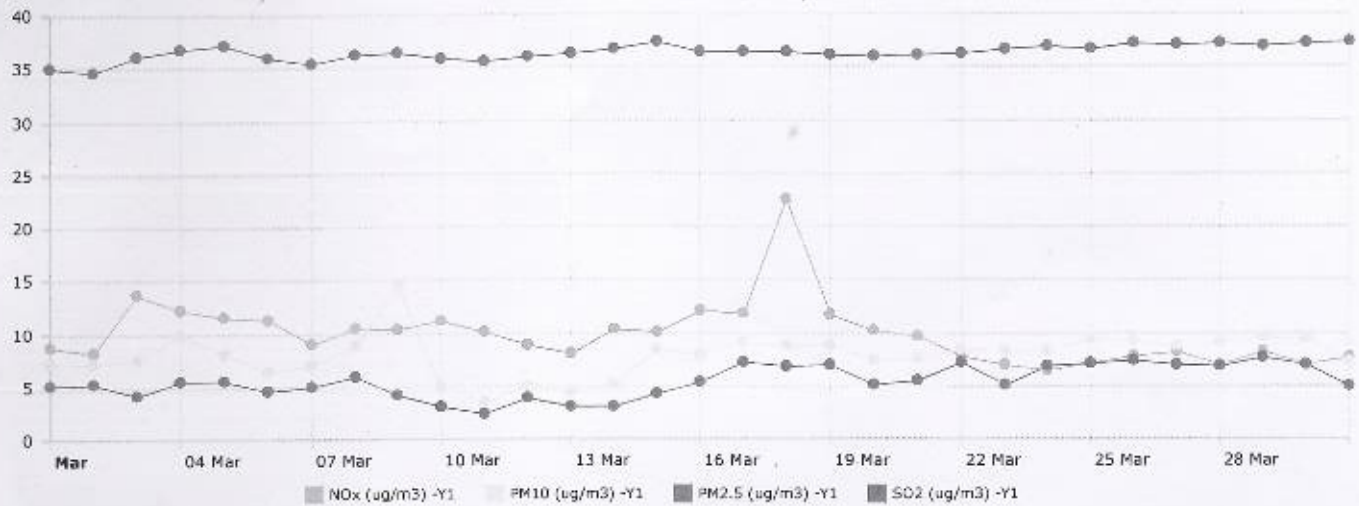
07/04/2021



## Historical Data

LOGO

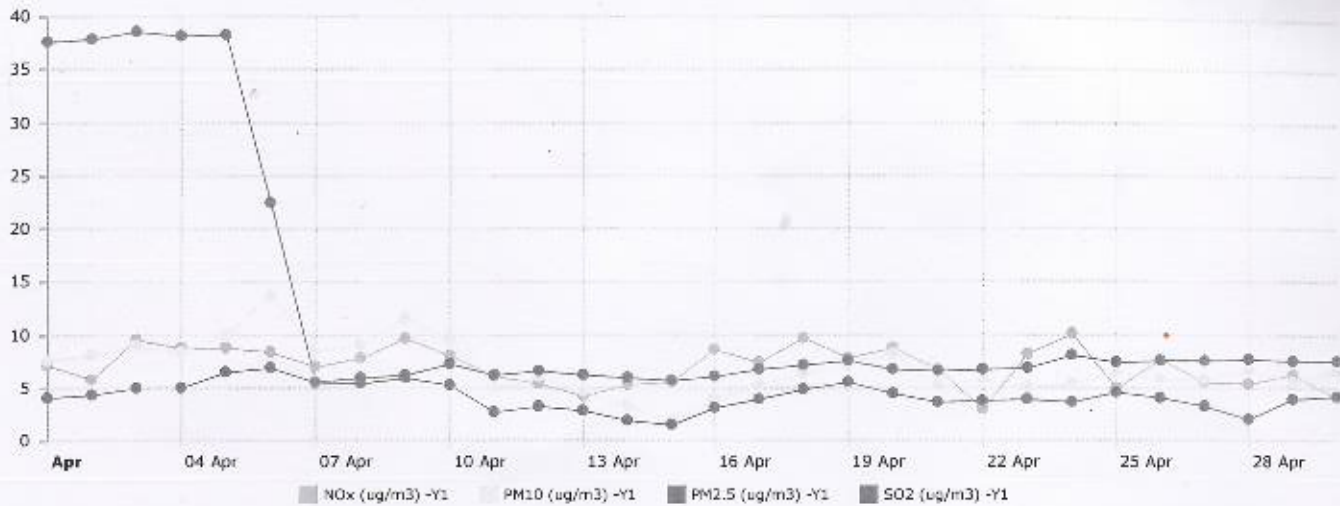
Plant Name : Allied Blenders and Distillers Pvt Ltd  
 Plant Address : Survey No: 692, Rangapur Village,, Peberu Mandal, (TELANGANA)  
 Station Name : AAQMS  
 From Date : 01-03-2021 00:00:00  
 To Date : 31-03-2021 23:59:00  
 Interval : Daily  
 Function : Average



Legends : < - Average with less data, C - Calibration mode, M - Maintenance mode, S - Data under scrutiny,  
 B - Bad data, H - High limit crossed, L - Low permissible limit crossed

Parameter	NOx	PM10	PM2.5	SO2
Unit	ug/m <sup>3</sup>	ug/m <sup>3</sup>	ug/m <sup>3</sup>	ug/m <sup>3</sup>
Limit	0.00 - 80.00	0.00 - 100.00	0.00 - 60.00	0.00 - 80.00
01-03-2021 00:00:00	8.74	7.27	5.16	35.00
02-03-2021 00:00:00	8.17	7.05	5.20	34.69
03-03-2021 00:00:00	13.72	7.53	4.16	36.12
04-03-2021 00:00:00	12.18	9.78	5.51	36.82
05-03-2021 00:00:00	11.51	8.05	5.57	37.19
06-03-2021 00:00:00	11.23	6.42	4.56	35.93
07-03-2021 00:00:00	8.98	6.96	5.03	35.37
08-03-2021 00:00:00	10.49	8.85	5.95	36.22
09-03-2021 00:00:00	10.28	14.30	4.14	36.41
10-03-2021 00:00:00	11.16	4.90	3.14	35.86
11-03-2021 00:00:00	10.06	3.46	2.35	35.61
12-03-2021 00:00:00	8.87	4.92	3.89	35.94
13-03-2021 00:00:00	8.10	4.39	3.06	36.23
14-03-2021 00:00:00	10.28	5.14	3.07	36.64
15-03-2021 00:00:00	10.09	8.41	4.29	37.38
16-03-2021 00:00:00	12.12	7.89	5.35	36.37
17-03-2021 00:00:00	11.76	9.08	7.23	36.35
18-03-2021 00:00:00	22.52	8.70	6.91	36.32
19-03-2021 00:00:00	11.69	8.89	7.02	36.15
20-03-2021 00:00:00	10.16	7.41	5.11	36.01
21-03-2021 00:00:00	9.66	7.69	5.44	36.10
22-03-2021 00:00:00	7.74	8.52	7.23	36.20
23-03-2021 00:00:00	7.01	8.31	5.05	36.58
24-03-2021 00:00:00	6.44	8.34	6.78	36.96
25-03-2021 00:00:00	7.15	9.39	7.07	36.67
26-03-2021 00:00:00	7.72	9.24	7.33	37.15
27-03-2021 00:00:00	8.18	8.71	6.94	37.10
28-03-2021 00:00:00	7.00	9.13	6.81	37.20
29-03-2021 00:00:00	8.21	9.58	7.59	36.89
30-03-2021 00:00:00	7.04	9.41	7.01	37.14
31-03-2021 00:00:00	7.59	7.30	4.94	37.28

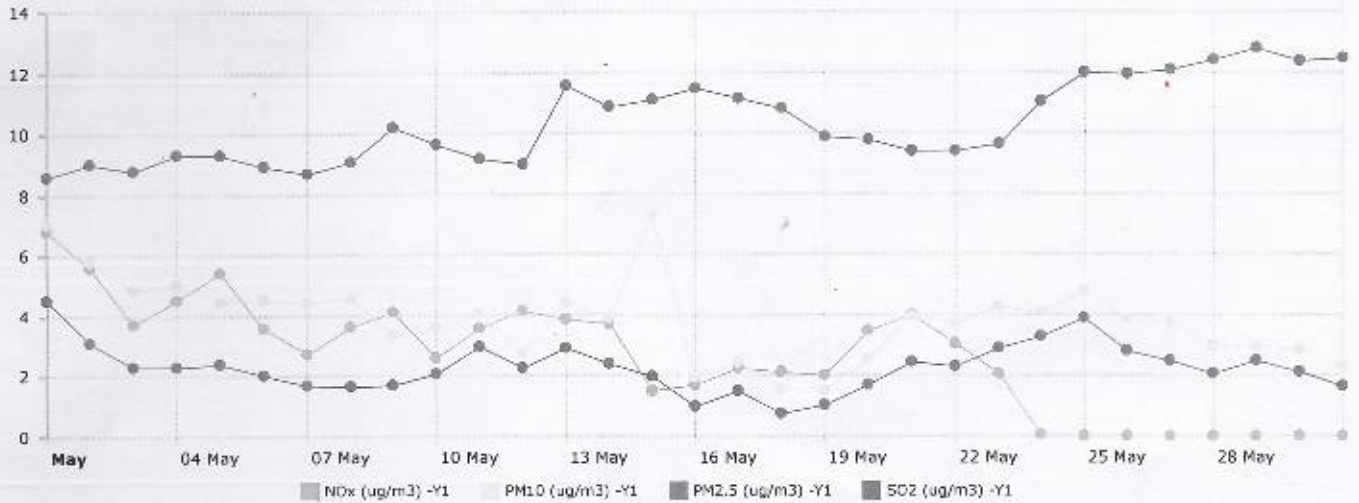
Plant Name : Allied Blenders and Distillers Pvt Ltd  
 Plant Address : Survey No: 692, Rangapur Village,, Peberu Mandal, (TELANGANA)  
 Station Name : AAQMS  
 From Date : 01-04-2021 00:00:00  
 To Date : 30-04-2021 23:59:00  
 Interval : Daily  
 Function : Average



Legends : < - Average with less data, C - Calibration mode, M - Maintenance mode, S - Data under scrutiny,  
 B - Bad data, H - High limit crossed, L - Low permissible limit crossed

Parameter	NOx	PM10	PM2.5	SO2				
Unit	ug/m3	ug/m3	ug/m3	ug/m3				
Limit	0.00 - 80.00	0.00 - 100.00	0.00 - 60.00	0.00 - 80.00				
01-04-2021 00:00:00	7.17	7.47	4.04	37.56				
02-04-2021 00:00:00	5.72	8.04	4.25	37.86				
03-04-2021 00:00:00	9.51	8.93	4.93	38.55				
04-04-2021 00:00:00	8.76	8.34	4.98	38.16				
05-04-2021 00:00:00	8.70	9.92	6.50	38.21				
06-04-2021 00:00:00	8.35	B	13.71	6.88	22.47	B		
07-04-2021 00:00:00	6.95	8.40	5.48	5.51				
08-04-2021 00:00:00	7.75	8.95	5.37	5.84				
09-04-2021 00:00:00	9.70	11.55	5.85	6.18				
10-04-2021 00:00:00	8.08	9.57	5.18	7.26				
11-04-2021 00:00:00	6.07	4.96	2.66	6.15				
12-04-2021 00:00:00	5.38	5.98	3.26	6.63				
13-04-2021 00:00:00	4.11	4.55	2.78	6.13				
14-04-2021 00:00:00	5.22	3.25	1.93	5.85				
15-04-2021 00:00:00	5.47	1.78	1.47	5.65				
16-04-2021 00:00:00	8.64	3.84	3.12	6.05				
17-04-2021 00:00:00	7.38	5.20	3.86	6.73				
18-04-2021 00:00:00	9.68	6.36	4.80	7.07				
19-04-2021 00:00:00	7.75	7.23	5.57	7.57				
20-04-2021 00:00:00	8.74	8.19	4.39	6.76				
21-04-2021 00:00:00	6.67	5.23	3.61	6.63				
22-04-2021 00:00:00	2.89	<	5.83	<	3.72	<	6.73	<
23-04-2021 00:00:00	8.23	H	5.15	<	3.92	<	6.89	<
24-04-2021 00:00:00	10.04	5.32	3.65	8.03				
25-04-2021 00:00:00	4.98	6.39	4.59	7.42				
26-04-2021 00:00:00	7.66	5.76	3.98	7.46				
27-04-2021 00:00:00	5.50	5.82	3.28	7.58				
28-04-2021 00:00:00	5.32	6.59	2.03	7.64				
29-04-2021 00:00:00	6.12	5.44	3.94	7.49				
30-04-2021 00:00:00	3.97	6.50	4.16	7.49				

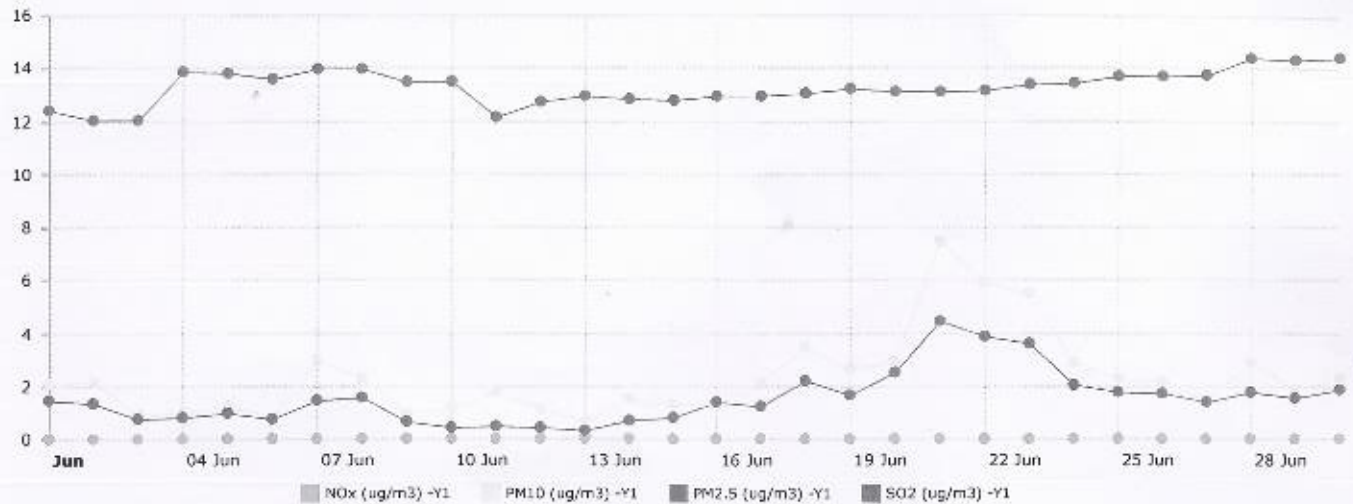
Plant Name : Allied Blenders and Distillers Pvt Ltd  
 Plant Address : Survey No. 692, Rangapur Village., Peberu Mandal. (TELANGANA)  
 Station Name : AAQMS  
 From Date : 01-05-2021 00:00:00  
 To Date : 31-05-2021 23:59:00:00  
 Interval : Daily  
 Function : Average



Legends : < - Average with less data, C - Calibration mode, M - Maintenance mode, S - Data under scrutiny,  
 B - Bad data, H - High limit crossed, L - Low permissible limit crossed

Parameter	NOx	PM10	PM2.5	SO2
Unit	ug/m <sup>3</sup>	ug/m <sup>3</sup>	ug/m <sup>3</sup>	ug/m <sup>3</sup>
Limit	0.00 - 80.00	0.00 - 100.00	0.00 - 60.00	0.00 - 80.00
01-05-2021 00:00:00	6.83	7.06	4.49	8.62
02-05-2021 00:00:00	5.59 <	5.77 <	3.08 <	9.00 <
03-05-2021 00:00:00	3.73	4.86	2.31	8.80
04-05-2021 00:00:00	4.53	5.05	2.30	9.31
05-05-2021 00:00:00	5.42	4.45	2.40	9.28
06-05-2021 00:00:00	3.58	4.50	2.03	8.92
07-05-2021 00:00:00	2.74	4.43	1.70	8.68
08-05-2021 00:00:00	3.60	4.58	1.66	9.05
09-05-2021 00:00:00	4.11	3.33	1.68	10.19
10-05-2021 00:00:00	2.58	3.57	2.09	9.62
11-05-2021 00:00:00	3.55	4.04	2.97	9.17
12-05-2021 00:00:00	4.14	2.74	2.25	8.99
13-05-2021 00:00:00	3.86	4.42	2.91	11.55
14-05-2021 00:00:00	3.71	3.88	2.41	10.86
15-05-2021 00:00:00	1.51	7.27	1.95	11.07
16-05-2021 00:00:00	1.70	1.94	0.99	11.47
17-05-2021 00:00:00	2.25	2.43	1.51	11.15
18-05-2021 00:00:00	2.12	1.56	0.76	10.81
19-05-2021 00:00:00	2.04	1.48	1.02	9.87
20-05-2021 00:00:00	3.49	2.52	1.69	9.79
21-05-2021 00:00:00	3.99	3.96	2.46	9.41
22-05-2021 00:00:00	3.05	3.72	2.31	9.40
23-05-2021 00:00:00	2.09	4.29	2.93	9.62
24-05-2021 00:00:00	0.03	4.09	3.30	11.04
25-05-2021 00:00:00	0.00	4.78	3.92	12.00
26-05-2021 00:00:00	0.00	3.83	2.83	11.91
27-05-2021 00:00:00	0.00	3.74	2.48	12.09
28-05-2021 00:00:00	0.00	3.02	2.06	12.39
29-05-2021 00:00:00	0.00	2.89	2.50	12.78
30-05-2021 00:00:00	0.00	2.86	2.13	12.34
31-05-2021 00:00:00	0.00	2.30	1.64	12.44

Plant Name : Allied Blenders and Distillers Pvt Ltd  
 Plant Address : Survey No: 692, Rangapur Village,, Pebberu Mandal, (TELANGANA)  
 Station Name : AAQMS  
 From Date : 01-06-2021 00:00:00  
 To Date : 30-06-2021 23:59:00  
 Interval : Daily  
 Function : Average

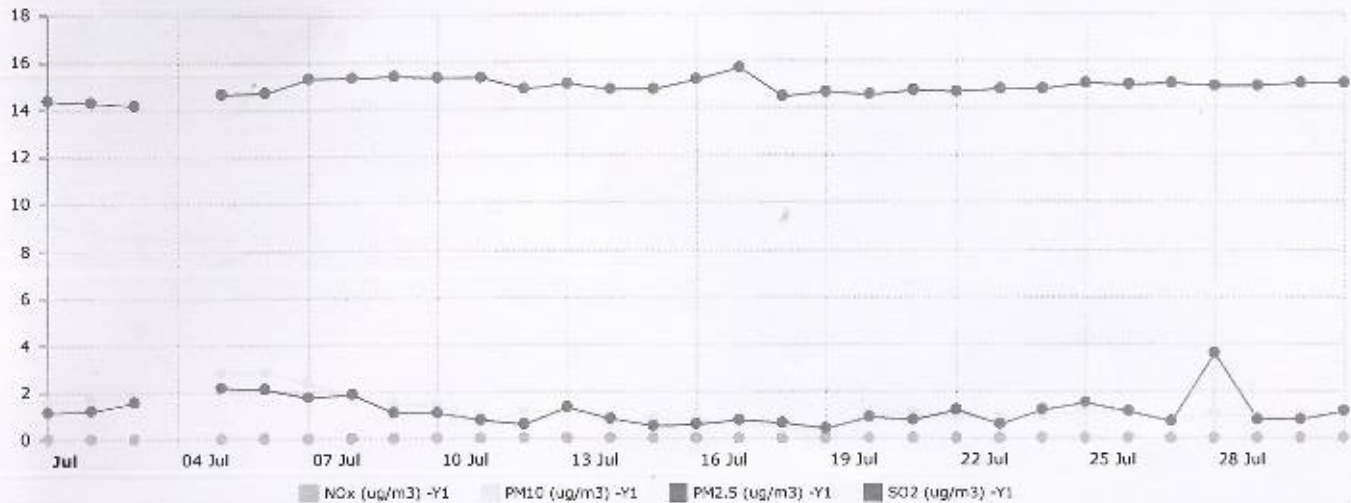


Legends : < - Average with less data, C - Calibration mode, M - Maintenance mode, S - Data under scrutiny,

B - Bad data, H - High limit crossed, L - Low permissible limit crossed

Parameter	NOx	PM10	PM2.5	SO2
Unit	ug/m3	ug/m3	ug/m3	ug/m3
Limit	0.00 - 80.00	0.00 - 100.00	0.00 - 60.00	0.00 - 80.00
01-06-2021 00:00:00	0.00	2.08	1.46	12.38
02-06-2021 00:00:00	0.00	2.13	1.32	12.04
03-06-2021 00:00:00	0.00	0.90	0.73	12.04
04-06-2021 00:00:00	0.00	0.96	0.83	13.85
05-06-2021 00:00:00	0.00	1.25	0.99	13.82
06-06-2021 00:00:00	0.00	0.85	0.77	13.58
07-06-2021 00:00:00	0.00	3.03	1.47	13.97
08-06-2021 00:00:00	0.00	2.24	1.56	13.94
09-06-2021 00:00:00	0.00	0.96	0.65	13.49
10-06-2021 00:00:00	0.00	1.11	0.41	13.47
11-06-2021 00:00:00	0.00 <	1.78 <	0.49 <	12.13 <
12-06-2021 00:00:00	0.00 <	1.14 <	0.43 <	12.75 <
13-06-2021 00:00:00	0.00 <	0.67 <	0.31 <	12.94 <
14-06-2021 00:00:00	0.00	1.49	0.70	12.85
15-06-2021 00:00:00	0.00	1.31	0.79	12.76
16-06-2021 00:00:00	0.00	1.27	1.42	12.94
17-06-2021 00:00:00	0.00	2.13	1.24	12.95
18-06-2021 00:00:00	0.00	3.48	2.22	13.05
19-06-2021 00:00:00	0.00	2.64	1.66	13.20
20-06-2021 00:00:00	0.00	2.93	2.51	13.08
21-06-2021 00:00:00	0.00	7.46	4.45	13.08
22-06-2021 00:00:00	0.00	5.92	3.85	13.14
23-06-2021 00:00:00	0.00	5.50	3.58	13.38
24-06-2021 00:00:00	0.00	2.88	2.02	13.43
25-06-2021 00:00:00	0.00	2.27	1.76	13.70
26-06-2021 00:00:00	0.00	2.16	1.73	13.67
27-06-2021 00:00:00	0.00	1.53	1.40	13.77
28-06-2021 00:00:00	0.00	2.92	1.76	14.39
29-06-2021 00:00:00	0.00	1.90	1.57	14.35
30-06-2021 00:00:00	0.00	2.31	1.87	14.43

Plant Name : Allied Blenders and Distillers Pvt Ltd  
 Plant Address : Survey No: 692, Rangapur Village., Peberu Mandal, (TELANGANA)  
 Station Name : AAQMS  
 From Date : 01-07-2021 00:00:00  
 To Date : 31-07-2021 23:55:00  
 Interval : Daily  
 Function : Average



Legends : < - Average with less data, C - Calibration mode, M - Maintenance mode, S - Data under scrutiny.

B - Bad data, H - High limit crossed, L - Low permissible limit crossed

Parameter	NOx	PM10	PM2.5	SO2
Unit	ug/m3	ug/m3	ug/m3	ug/m3
Limit	0.00 - 80.00	0.00 - 100.00	0.00 - 60.00	0.00 - 80.00
01-07-2021 00:00:00	0.00	1.57	1.17	14.39
02-07-2021 00:00:00	0.00	1.71	1.22	14.31
03-07-2021 00:00:00	0.00	1.84	1.57	14.20
05-07-2021 00:00:00	0.00	2.86	2.19	14.70
06-07-2021 00:00:00	0.00	2.83	2.12	14.76
07-07-2021 00:00:00	0.00	2.37	1.75	15.34
08-07-2021 00:00:00	0.00	1.88	1.89	15.37
09-07-2021 00:00:00	0.00	1.47	1.09	15.40
10-07-2021 00:00:00	0.00	1.45	1.06	15.34
11-07-2021 00:00:00	0.00	0.64	0.81	15.36
12-07-2021 00:00:00	0.00	1.13	0.61	14.85
13-07-2021 00:00:00	0.00	1.29	1.33	15.04
14-07-2021 00:00:00	0.00	0.64	0.86	14.80
15-07-2021 00:00:00	0.00	0.82	0.55	14.77
16-07-2021 00:00:00	0.00	0.85	0.61	15.22
17-07-2021 00:00:00	0.00	0.67	0.79	15.70
18-07-2021 00:00:00	0.00	0.44	0.65	14.47
19-07-2021 00:00:00	0.00	0.40	0.40	14.70
20-07-2021 00:00:00	0.00	1.09	0.92	14.57
21-07-2021 00:00:00	0.00	1.10	0.79	14.71
22-07-2021 00:00:00	0.00	0.88	1.20	14.67
23-07-2021 00:00:00	0.00	0.84	0.61	14.77
24-07-2021 00:00:00	0.00	0.98	1.21	14.82
25-07-2021 00:00:00	0.00	1.13	1.53	15.07
26-07-2021 00:00:00	0.00	1.16	1.17	14.96
27-07-2021 00:00:00	0.00	0.75	0.72	15.04
28-07-2021 00:00:00	0.00	1.00	3.60	14.91
29-07-2021 00:00:00	0.00	0.88	0.79	14.94
30-07-2021 00:00:00	0.00	0.96	0.76	15.04
31-07-2021 00:00:00	0.00	1.01	1.12	15.05

Plant Name : Allied Blenders and Distillers Pvt Ltd

Plant Address : Survey No: 692, Rangapur Village,, Peberu Mandal, (TELANGANA)

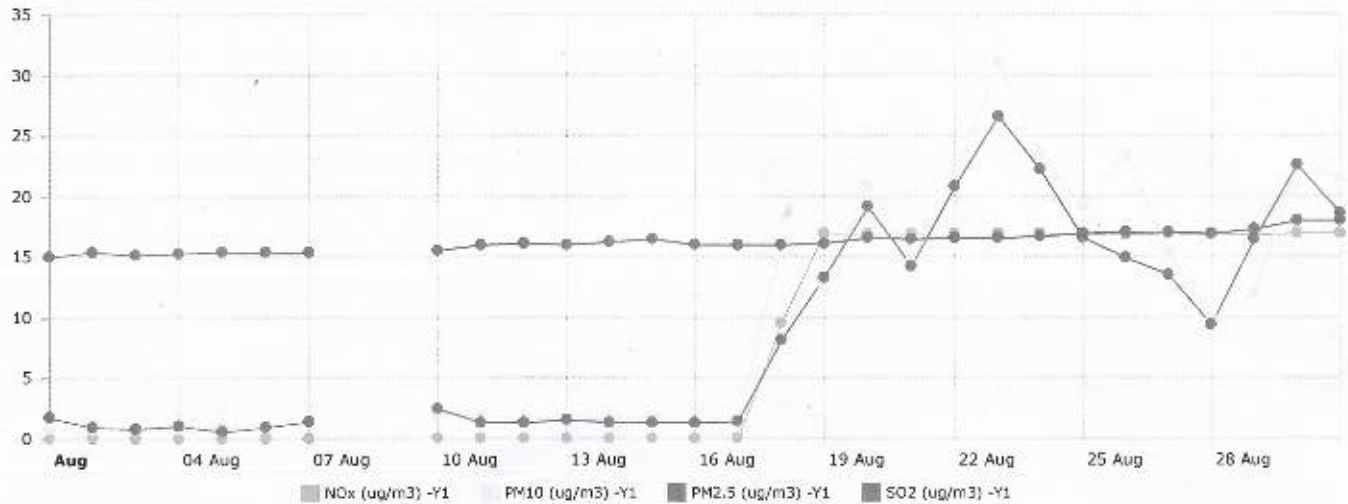
Station Name : AAQMS

From Date : 01-08-2021 00:00:00

To Date : 31-08-2021 15:34:00

Interval : Daily

Function : Average



Legends : &lt; - Average with less data, C - Calibration mode, M - Maintenance mode, S - Data under scrutiny,

B - Bad data, H - High limit crossed, L - Low permissible limit crossed

Parameter	NOx	PM10	PM2.5	SO2
Unit	ug/m3	ug/m3	ug/m3	ug/m3
Limit	0.00 - 80.00	0.00 - 100.00	0.00 - 60.00	0.00 - 80.00
01-08-2021 00:00:00	0.00	0.84	1.74	15.06
02-08-2021 00:00:00	0.00	0.70	0.99	15.33
03-08-2021 00:00:00	0.00	0.70	0.88	15.18
04-08-2021 00:00:00	0.00	0.81	1.06	15.26
05-08-2021 00:00:00	0.00	1.01	0.55	15.39
06-08-2021 00:00:00	0.00	1.07	0.94	15.35
07-08-2021 00:00:00	0.00	1.57	1.46	15.42
10-08-2021 00:00:00	0.00	1.98	2.42	15.47
11-08-2021 00:00:00	0.00	1.82	1.33	15.98
12-08-2021 00:00:00	0.00	1.77	1.35	16.06
13-08-2021 00:00:00	0.00	1.70	1.55	15.97
14-08-2021 00:00:00	0.00	1.62	1.28	16.17
15-08-2021 00:00:00	0.00	1.71	1.24	16.41
16-08-2021 00:00:00	0.00	1.46	1.26	16.00
17-08-2021 00:00:00	0.00	1.38	1.38	16.03
18-08-2021 00:00:00	9.53	16.22	8.06	15.94
19-08-2021 00:00:00	16.89	12.44	13.31	16.13
20-08-2021 00:00:00	16.88	21.07	19.14	16.51
21-08-2021 00:00:00	16.95	14.60	14.17	16.40
22-08-2021 00:00:00	16.89	21.59	20.75	16.60
23-08-2021 00:00:00	16.91	30.98	26.55	16.60
24-08-2021 00:00:00	16.92	23.38	22.19	16.70
25-08-2021 00:00:00	16.85	19.13	16.56	16.88
26-08-2021 00:00:00	16.84	23.54	14.88	17.03
27-08-2021 00:00:00	16.87	15.21	13.49	16.99
28-08-2021 00:00:00	16.83	9.95	9.44	16.92
29-08-2021 00:00:00	16.83	11.96	16.42	17.21
30-08-2021 00:00:00	16.87	22.68	22.59	17.95
31-08-2021 00:00:00	16.86	21.55	18.60	18.01

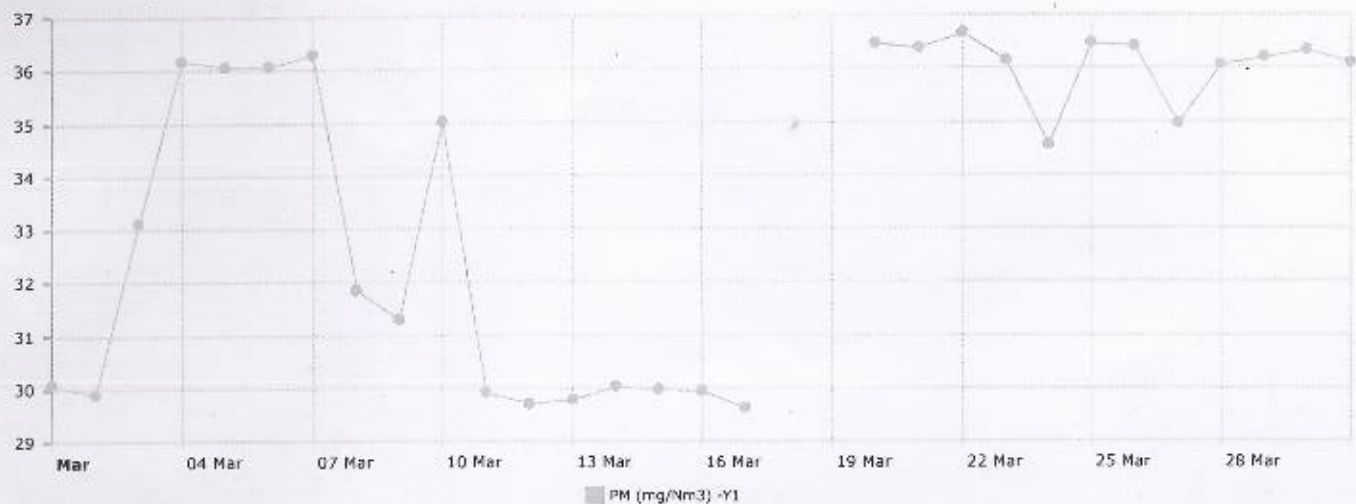
07/04/2021



## Historical Data

LOGO

Plant Name : Allied Blenders and Distillers Pvt Ltd  
 Plant Address : Survey No: 692, Rangapur Village,, Peberu Mandal, (TELANGANA)  
 Station Name : STACK 50 TPH Boiler  
 From Date : 01-03-2021 00:00:00  
 To Date : 31-03-2021 23:59:00  
 Interval : Daily  
 Function : Average

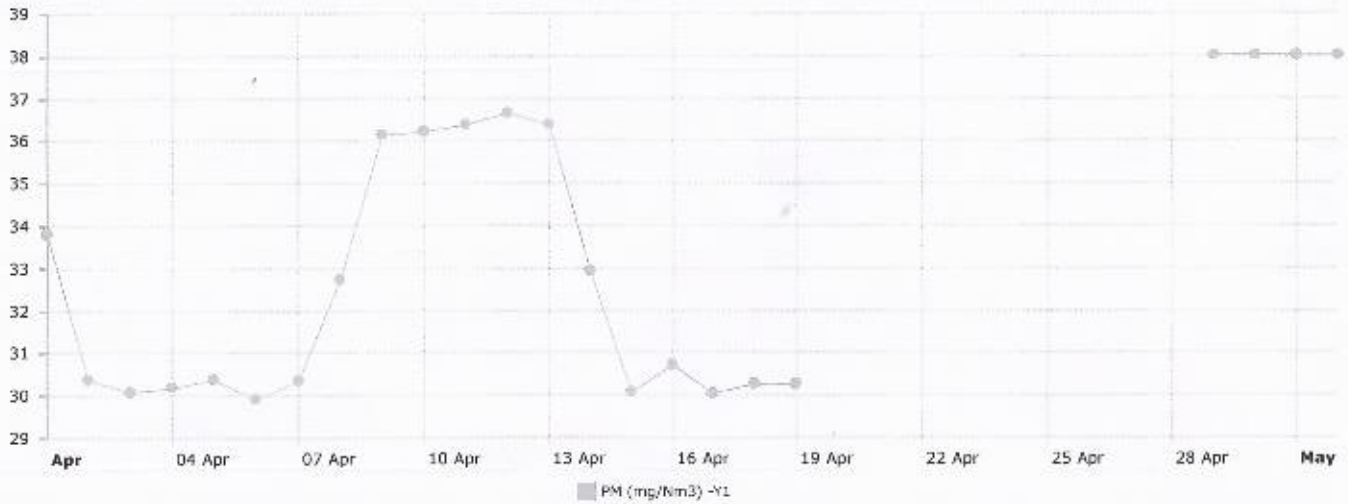


Legends : < - Average with less data, C - Calibration mode, M - Maintenance mode, S - Data under scrutiny,  
 B - Bad data, H - High limit crossed, L - Low permissible limit crossed

Parameter	PM	
Unit	mg/Nm3	
Limit	0.00 - 100.00	
01-03-2021 00:00:00	30.08	<
02-03-2021 00:00:00	29.88	<
03-03-2021 00:00:00	33.12	<
04-03-2021 00:00:00	36.18	<
05-03-2021 00:00:00	36.07	<
06-03-2021 00:00:00	36.05	<
07-03-2021 00:00:00	36.27	<
08-03-2021 00:00:00	31.85	<
09-03-2021 00:00:00	31.29	<
10-03-2021 00:00:00	35.02	<
11-03-2021 00:00:00	29.91	<
12-03-2021 00:00:00	29.70	<
13-03-2021 00:00:00	29.79	<
14-03-2021 00:00:00	30.01	<
15-03-2021 00:00:00	29.96	<
16-03-2021 00:00:00	29.94	<
17-03-2021 00:00:00	29.63	<
20-03-2021 00:00:00	36.46	<
21-03-2021 00:00:00	36.37	<
22-03-2021 00:00:00	36.66	<
23-03-2021 00:00:00	36.13	<
24-03-2021 00:00:00	34.57	<
25-03-2021 00:00:00	36.45	<
26-03-2021 00:00:00	36.42	<
27-03-2021 00:00:00	34.97	<
28-03-2021 00:00:00	36.07	<
29-03-2021 00:00:00	36.20	<
30-03-2021 00:00:00	36.34	<
31-03-2021 00:00:00	36.09	<



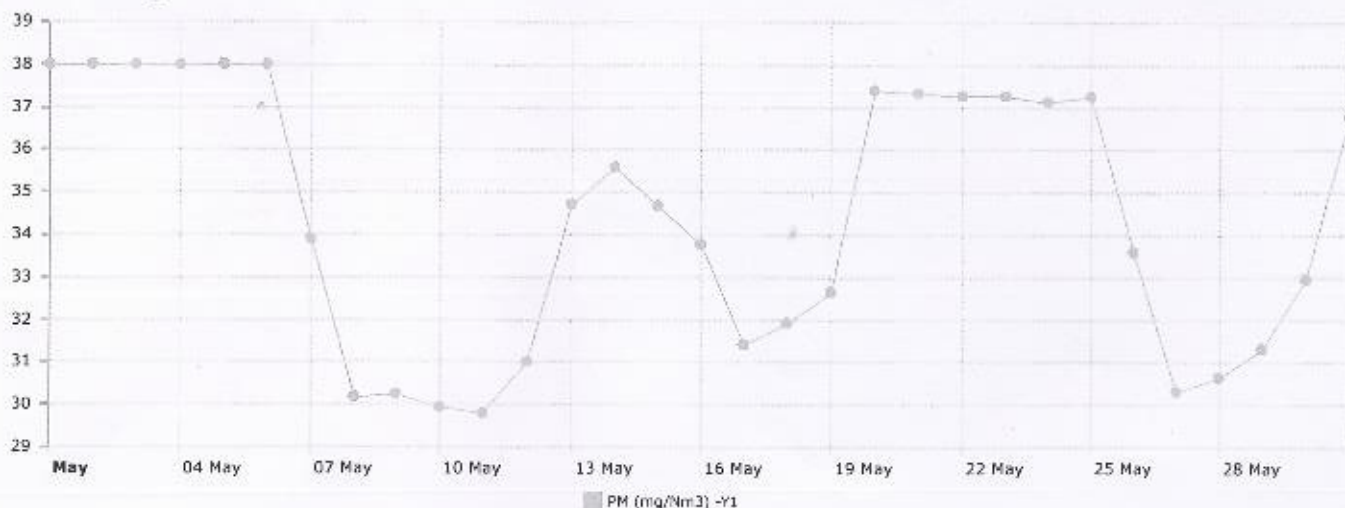
Plant Name : Allied Blenders and Distillers Pvt Ltd  
 Plant Address : Survey No. 692, Rangapur Village,, Pebberu Mandal, (TELANGANA)  
 Station Name : STACK 50 TPH Boiler  
 From Date : 01-04-2021 00:00:00  
 To Date : 30-04-2021 55:01:00  
 Interval : Daily  
 Function : Average



Legends : < - Average with less data, C - Calibration mode, M - Maintenance mode, S - Data under scrutiny,  
 B - Bad data, H - High limit crossed, L - Low permissible limit crossed

Parameter	PM	
Unit	mg/Nm3	
Limit	0.00 - 100.00	
01-04-2021 00:00:00	33.79	<
02-04-2021 00:00:00	30.37	<
03-04-2021 00:00:00	30.06	<
04-04-2021 00:00:00	30.18	<
05-04-2021 00:00:00	30.39	<
06-04-2021 00:00:00	29.92	<
07-04-2021 00:00:00	30.33	<
08-04-2021 00:00:00	32.72	<
09-04-2021 00:00:00	36.16	<
10-04-2021 00:00:00	36.20	<
11-04-2021 00:00:00	36.37	<
12-04-2021 00:00:00	36.66	<
13-04-2021 00:00:00	36.38	<
14-04-2021 00:00:00	32.94	<
15-04-2021 00:00:00	30.08	<
16-04-2021 00:00:00	30.71	<
17-04-2021 00:00:00	30.04	<
18-04-2021 00:00:00	30.28	<
19-04-2021 00:00:00	30.27	<
29-04-2021 00:00:00	38.00	<
30-04-2021 00:00:00	38.00	<
01-05-2021 00:00:00	38.00	<
02-05-2021 00:00:00	38.00	<

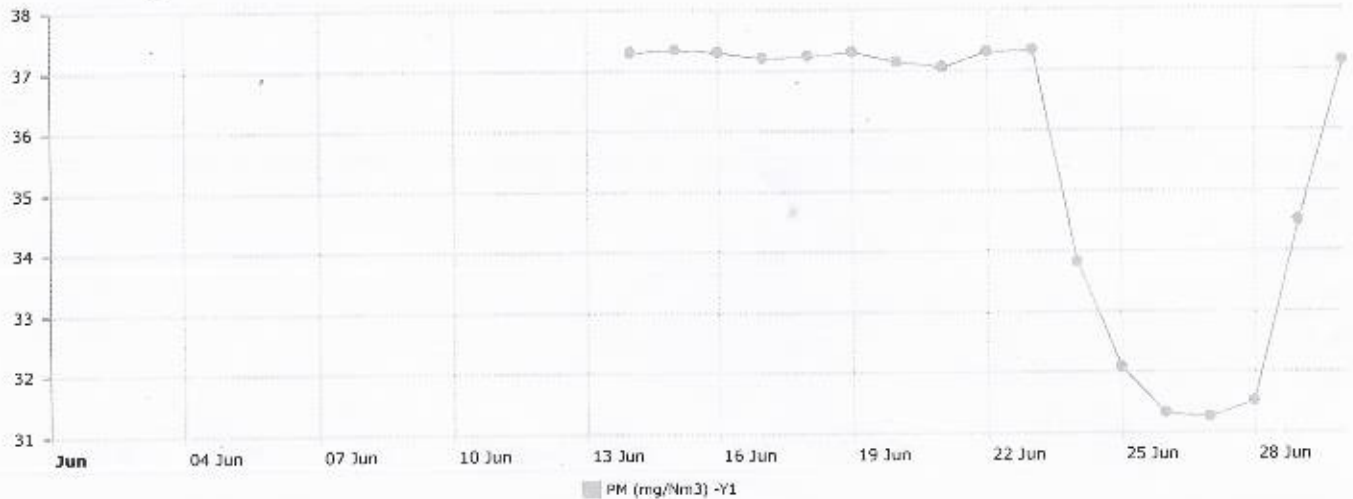
Plant Name Allied Blenders and Distillers Pvt Ltd  
 Plant Address : Survey No: 692, Rangapur Village,, Peberu Mandal, (TELANGANA)  
 Station Name STACK 50 TPH Boiler  
 From Date : 01-05-2021 00:00:00  
 To Date : 12-06-2021 23:59:00:33:24  
 Interval : Daily  
 Function : Average



Legends : < - Average with less data. C - Calibration mode, M - Maintenance mode, S - Data under scrutiny.  
 B - Bad data, H - High limit crossed, L - Low permissible limit crossed

Parameter	PM	Unit
01-05-2021 00:00:00	38.00	mg/Nm3
02-05-2021 00:00:00	38.00	mg/Nm3
03-05-2021 00:00:00	38.00	mg/Nm3
04-05-2021 00:00:00	38.00	mg/Nm3
05-05-2021 00:00:00	38.00	mg/Nm3
06-05-2021 00:00:00	37.99	mg/Nm3
07-05-2021 00:00:00	33.91	mg/Nm3
08-05-2021 00:00:00	30.19	mg/Nm3
09-05-2021 00:00:00	30.23	mg/Nm3
10-05-2021 00:00:00	29.94	mg/Nm3
11-05-2021 00:00:00	29.79	mg/Nm3
12-05-2021 00:00:00	31.00	mg/Nm3
13-05-2021 00:00:00	34.70	mg/Nm3
14-05-2021 00:00:00	35.59	mg/Nm3
15-05-2021 00:00:00	34.68	mg/Nm3
16-05-2021 00:00:00	33.77	mg/Nm3
17-05-2021 00:00:00	31.40	mg/Nm3
18-05-2021 00:00:00	31.93	mg/Nm3
19-05-2021 00:00:00	32.67	mg/Nm3
20-05-2021 00:00:00	37.38	mg/Nm3
21-05-2021 00:00:00	37.33	mg/Nm3
22-05-2021 00:00:00	37.25	mg/Nm3
23-05-2021 00:00:00	37.24	mg/Nm3
24-05-2021 00:00:00	37.12	mg/Nm3
25-05-2021 00:00:00	37.25	mg/Nm3
26-05-2021 00:00:00	33.59	mg/Nm3
27-05-2021 00:00:00	30.32	mg/Nm3
28-05-2021 00:00:00	30.66	mg/Nm3
29-05-2021 00:00:00	31.31	mg/Nm3
30-05-2021 00:00:00	32.95	mg/Nm3
31-05-2021 00:00:00	36.78	mg/Nm3

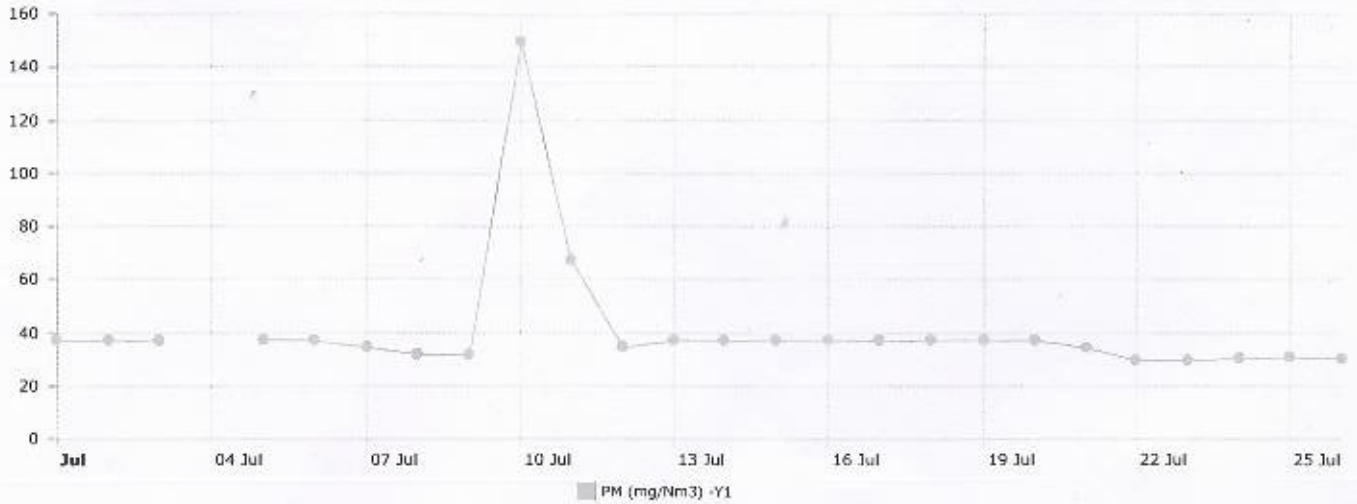
**Plant Name** : Allied Blenders and Distillers Pvt Ltd  
**Plant Address** : Survey No: 692, Rangapur Village,, Pebberu Mandal, (TELANGANA)  
**Station Name** : STACK 50 TPH Boiler  
**From Date** : 01-06-2021 00:00:00  
**To Date** : 30-06-2021 23:59:00  
**Interval** : Daily  
**Function** : Average



**Legends** : < - Average with less data, C - Calibration mode, M - Maintenance mode, S - Data under scrutiny,  
 B - Bad data, H - High limit crossed, L - Low permissible limit crossed

Parameter	PM	
Unit	mg/Nm3	
Limit	0.00 - 100.00	
14-06-2021 00:00:00	37.29	<
15-06-2021 00:00:00	37.34	<
16-06-2021 00:00:00	37.29	<
17-06-2021 00:00:00	37.20	<
18-06-2021 00:00:00	37.23	<
19-06-2021 00:00:00	37.29	<
20-06-2021 00:00:00	37.14	<
21-06-2021 00:00:00	37.04	<
22-06-2021 00:00:00	37.29	<
23-06-2021 00:00:00	37.31	<
24-06-2021 00:00:00	33.83	<
25-06-2021 00:00:00	32.07	<
26-06-2021 00:00:00	31.33	<
27-06-2021 00:00:00	31.27	<
28-06-2021 00:00:00	31.52	<
29-06-2021 00:00:00	34.50	<
30-06-2021 00:00:00	37.12	<

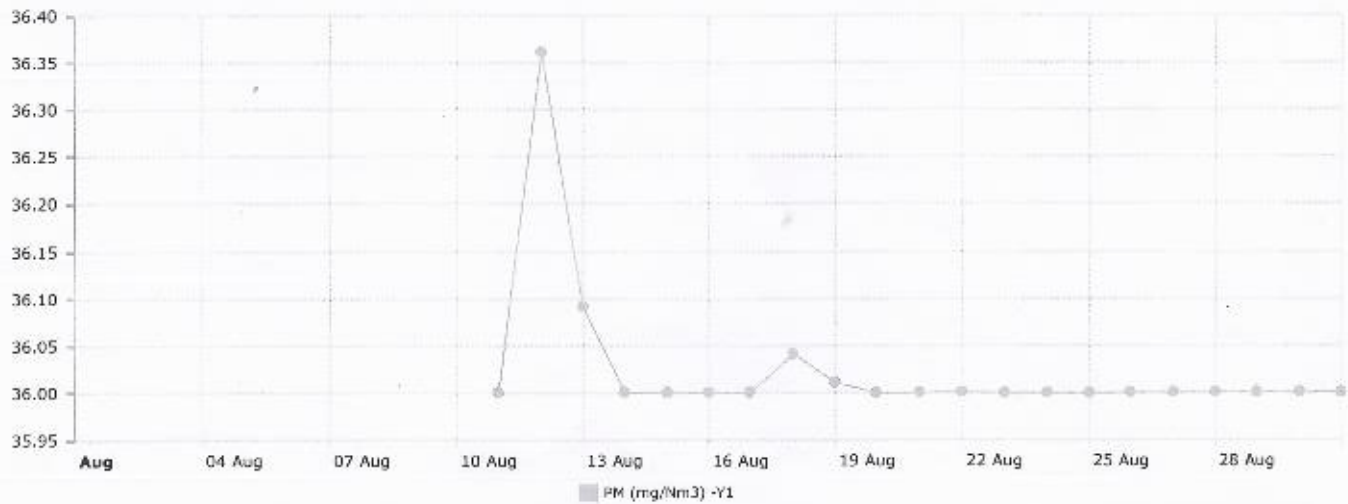
Plant Name : Allied Blenders and Distillers Pvt Ltd  
 Plant Address : Survey No. 692, Rangapur Village., Pebberu Mandal, (TELANGANA)  
 Station Name : STACK 50 TPH Boiler  
 From Date : 01-07-2021 00:00:00  
 To Date : 31-07-2021 12:55:00  
 Interval : Daily  
 Function : Average



Legends : < - Average with less data, C - Calibration mode, M - Maintenance mode, S - Data under scrutiny,  
 B - Bad data, H - High limit crossed, L - Low permissible limit crossed

Parameter	PM	Unit
	mg/Nm3	
Limit	0.00 - 100.00	
01-07-2021 00:00:00	37.12	<
02-07-2021 00:00:00	37.16	<
03-07-2021 00:00:00	37.08	<
05-07-2021 00:00:00	37.13	<
06-07-2021 00:00:00	37.12	<
07-07-2021 00:00:00	34.42	<
08-07-2021 00:00:00	31.74	<
09-07-2021 00:00:00	31.46	<
10-07-2021 00:00:00	149.87	< H
11-07-2021 00:00:00	67.32	< H
12-07-2021 00:00:00	34.25	<
13-07-2021 00:00:00	36.78	<
14-07-2021 00:00:00	37.01	<
15-07-2021 00:00:00	37.15	<
16-07-2021 00:00:00	36.90	<
17-07-2021 00:00:00	37.01	<
18-07-2021 00:00:00	37.07	<
19-07-2021 00:00:00	37.15	<
20-07-2021 00:00:00	37.04	<
21-07-2021 00:00:00	34.15	<
22-07-2021 00:00:00	29.48	<
23-07-2021 00:00:00	29.54	<
24-07-2021 00:00:00	29.88	<
25-07-2021 00:00:00	30.59	<
26-07-2021 00:00:00	29.96	<

**Plant Name :** Allied Blenders and Distillers Pvt Ltd  
**Plant Address :** Survey No: 692, Rangapur Village,, Peberu Mandal, (TELANGANA)  
**Station Name :** STACK 50 TPH Boiler  
**From Date :** 01-08-2021 00:00:00  
**To Date :** 31-08-2021 23:55:00  
**Interval :** Daily  
**Function :** Average



**Legends :** < - Average with less data, C - Calibration mode, M - Maintenance mode, S - Data under scrutiny,  
 B - Bad data, H - High limit crossed, L - Low permissible limit crossed

Parameter	PM	
Unit	mg/Nm3	
Limit	0.00 - 100.00	
11-08-2021 00:00:00	36.00	<
12-08-2021 00:00:00	36.36	<
13-08-2021 00:00:00	36.09	<
14-08-2021 00:00:00	36.00	<
15-08-2021 00:00:00	36.00	<
16-08-2021 00:00:00	36.00	<
17-08-2021 00:00:00	36.00	<
18-08-2021 00:00:00	36.04	<
19-08-2021 00:00:00	36.01	<
20-08-2021 00:00:00	36.00	<
21-08-2021 00:00:00	36.00	<
22-08-2021 00:00:00	36.00	<
23-08-2021 00:00:00	36.00	<
24-08-2021 00:00:00	36.00	<
25-08-2021 00:00:00	36.00	<
26-08-2021 00:00:00	36.00	<
27-08-2021 00:00:00	36.00	<
28-08-2021 00:00:00	36.00	<
29-08-2021 00:00:00	36.00	<
30-08-2021 00:00:00	36.00	<
31-08-2021 00:00:00	36.00	<

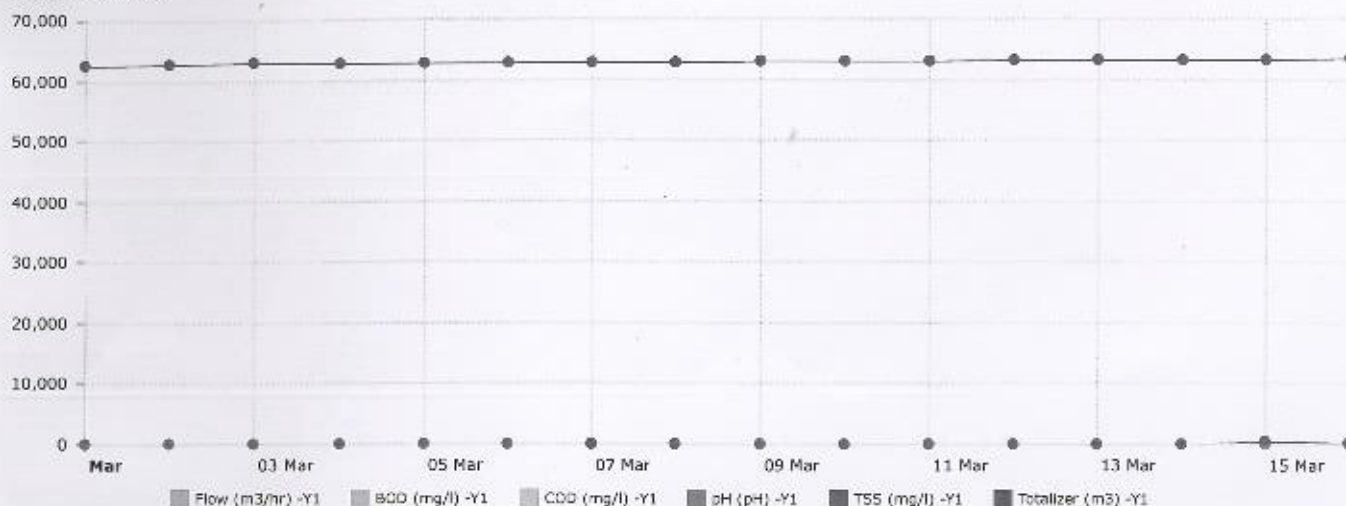
07/04/2021



## Historical Data

LOGO

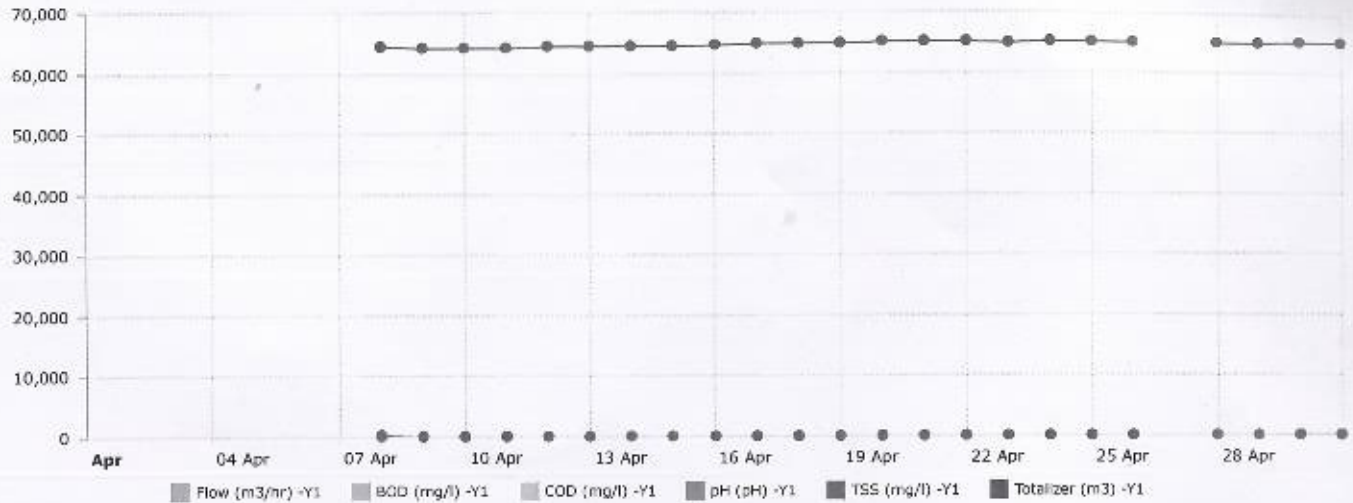
Plant Name : Allied Blenders and Distillers Pvt Ltd  
 Plant Address : Survey No: 692, Rangapur Village,, Pebberru Mandal, (TELANGANA)  
 Station Name : ETP OUTLET  
 From Date : 01-03-2021 00:00:00  
 To Date : 31-03-2021 23:55:00  
 Interval : Daily  
 Function : Average



Legends : < - Average with less data, C - Calibration mode, M - Maintenance mode, S - Data under scrutiny,  
 B - Bad data, H - High limit crossed, L - Low permissible limit crossed

Parameter	Flow	BOD	COD	pH	TSS	Totalizer
Unit	m3/hr	mg/l	mg/l	pH	mg/l	m3
Limit	0.00 - 0.00	0.00 - 100.00	0.00 - 100.00	5.50 - 8.50	0.00 - 100.00	0.00 - 0.00
01-03-2021 00:00:00	2.64 < D	0.64 < D	0.08 < D	7.47 < D	4.34 < HD	62595.71 < D
02-03-2021 00:00:00	2.05 < D	0.65 < D	0.09 < D	7.46 < D	0.10 < D	62819.03 < D
03-03-2021 00:00:00	1.44 <	0.73 <	0.23 <	7.51 <	7.60 <	62898.14 <
04-03-2021 00:00:00	2.26 <	1.41 <	1.58 <	7.28 <	0.34 <	62746.20 <
05-03-2021 00:00:00	0.17 <	0.75 <	0.27 <	7.47 <	0.48 <	62739.81 <
06-03-2021 00:00:00	0.14 <	2.05 <	2.84 <	7.38 <	62.15 < HS	62759.17 <
07-03-2021 00:00:00	0.85 <	3.59 < H	5.91 < H	7.29 <	0.91 < S	62776.15 <
08-03-2021 00:00:00	1.54 < D	2.62 < D	3.96 < D	7.51 < D	0.00 < D	62804.20 < D
09-03-2021 00:00:00	0.96 < D	6.34 < HD	11.35 < HD	7.56 < D	1.27 < HD	62926.43 < D
10-03-2021 00:00:00	1.98 <	4.09 <	7.00 <	7.54 <	0.00 <	62864.04 <
11-03-2021 00:00:00	0.81 <	1.44 <	1.64 <	7.45 <	0.00 <	62967.48 <
12-03-2021 00:00:00	2.45 <	0.68 <	0.13 <	7.52 <	6.30 < H	63134.72 <
13-03-2021 00:00:00	1.58 <	3.66 < H	8.00 < H	7.46 <	10.42 < SH	63084.33 <
14-03-2021 00:00:00	0.87 <	5.46 < H	9.70 < H	7.51 <	15.68 < HS	63224.96 <
15-03-2021 00:00:00	2.99 <	30.26 < H	60.66 < H	7.49 <	460.08 < SH	63293.89 <
16-03-2021 00:00:00	1.52 <	33.00 < H	65.26 < H	5.78 < L	213.11 < SH	63314.56 <

Plant Name : Allied Blenders and Distillers Pvt Ltd  
 Plant Address : Survey No: 692, Rangapur Village,, Peberu Mandal. (TELANGANA)  
 Station Name ETP OUTLET  
 From Date : 01-04-2021 00:00:00  
 To Date : 30-04-2021 55:05:00  
 Interval : Daily  
 Function : Average

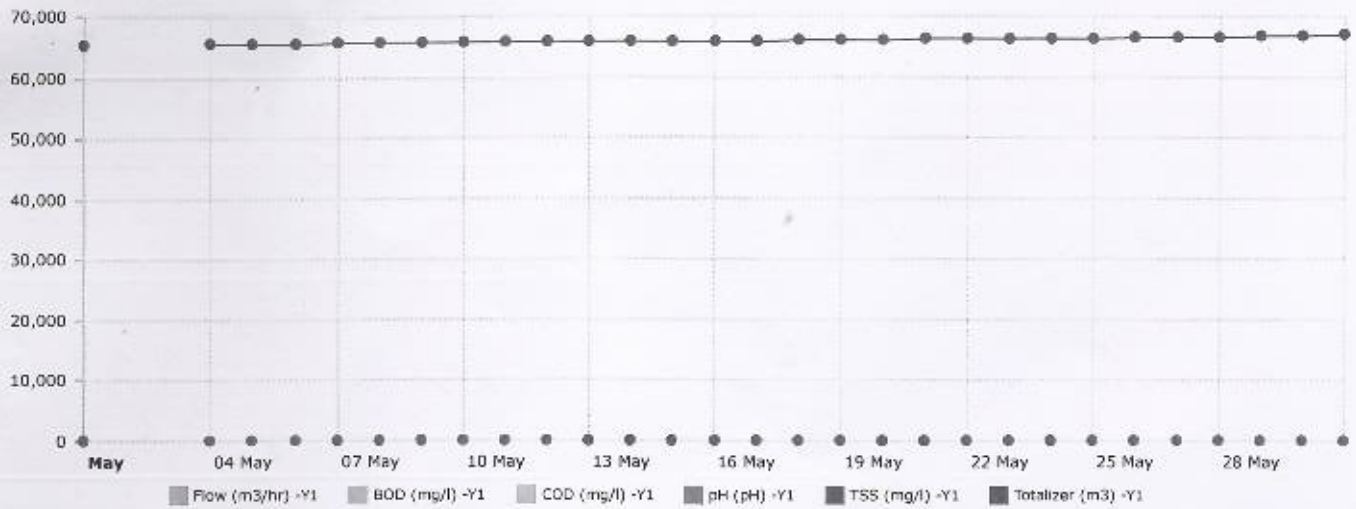


Legends : < - Average with less data, C - Calibration mode, M - Maintenance mode, S - Data under scrutiny,

B - Bad data, H - High limit crossed, L - Low permissible limit crossed

Parameter	Flow	BOD	COD	pH	TSS	Totalizer
Unit	m3/hr	mg/l	mg/l	pH	mg/l	m3
Limit	0.00 - 0.00	0.00 - 100.00	0.00 - 100.00	5.50 - 8.50	0.00 - 100.00	0.00 - 0.00
08-04-2021 00:00:00	0.19 < D	11.07 < DH	20.98 < DH	6.69 < D	238.06 < SDH	64283.24 < D
09-04-2021 00:00:00	0.16 < D	0.69 < D	0.15 < D	6.56 < D	0.00 < D	64100.30 < D
10-04-2021 00:00:00	2.13 < D	0.68 < D	0.14 < D	6.52 < D	0.00 < D	64122.27 < D
11-04-2021 00:00:00	3.50 < D	0.67 < D	0.12 < D	6.44 < D	0.00 < D	64196.91 < D
12-04-2021 00:00:00	3.62 < D	0.67 < D	0.12 < D	6.49 < D	0.00 < D	64272.74 < D
13-04-2021 00:00:00	1.20 < D	0.68 < D	0.13 < D	6.78 < DH	0.00 < D	64341.68 < D
14-04-2021 00:00:00	2.69 < D	0.66 < D	0.10 < D	6.35 < D	0.00 < D	64382.36 < D
15-04-2021 00:00:00	2.77 < D	0.67 < D	0.11 < D	6.42 < DL	0.00 < D	64451.60 < D
16-04-2021 00:00:00	2.89 < D	0.67 < D	0.12 < D	6.45 < D	0.00 < D	64704.99 < D
17-04-2021 00:00:00	3.42 < D	0.67 < D	0.12 < D	6.48 < D	0.00 < D	64756.38 < D
18-04-2021 00:00:00	0.69 < D	0.67 < D	0.10 < D	6.56 < D	0.00 < D	64857.62 < D
19-04-2021 00:00:00	6.36 <	0.71 <	0.17 <	6.69 <	0.00 <	64918.92 <
20-04-2021 00:00:00	0.03 <	0.66 <	0.09 <	6.31 <	0.00 <	65002.55 <
21-04-2021 00:00:00	0.15 <	0.67 <	0.11 <	6.21 <	0.00 <	65002.85 <
22-04-2021 00:00:00	0.20 <	0.67 <	0.11 <	6.62 <	0.00 <	65036.56 <
23-04-2021 00:00:00	1.56 <	0.67 <	0.11 <	6.67 <	0.00 <	64940.61 <
24-04-2021 00:00:00	1.91 <	0.68 <	0.13 <	6.77 <	0.00 <	64967.32 <
25-04-2021 00:00:00	2.11 <	0.70 <	0.16 <	6.40 <	0.00 <	65143.71 <
26-04-2021 00:00:00	0.93 <	1.65 <	1.57 < H	6.14 < L	0.00 <	65173.75 <
28-04-2021 00:00:00	0.01 <	0.00 <	0.00 <	0.00 < L	0.00 <	65178.95 <
29-04-2021 00:00:00	0.56 < D	8.29 < D	16.61 < HD	0.78 < LD	0.00 < D	65180.07 < D
30-04-2021 00:00:00	2.35 < D	72.03 < D	144.36 < DH	6.66 < D	0.00 < D	65225.94 < D
01-05-2021 00:00:00	1.90 < D	72.02 < D	144.36 < DH	6.04 < D	0.00 < D	65276.31 < D

Plant Name : Allied Blenders and Distillers Pvt Ltd  
 Plant Address : Survey No: 692, Rangapur Village., Peberu Mandal. (TELANGANA)  
 Station Name : ETP OUTLET  
 From Date : 01-05-2021 00:00:00  
 To Date : 31-05-2021 23:59:00:11:37:00  
 Interval : Daily  
 Function : Average

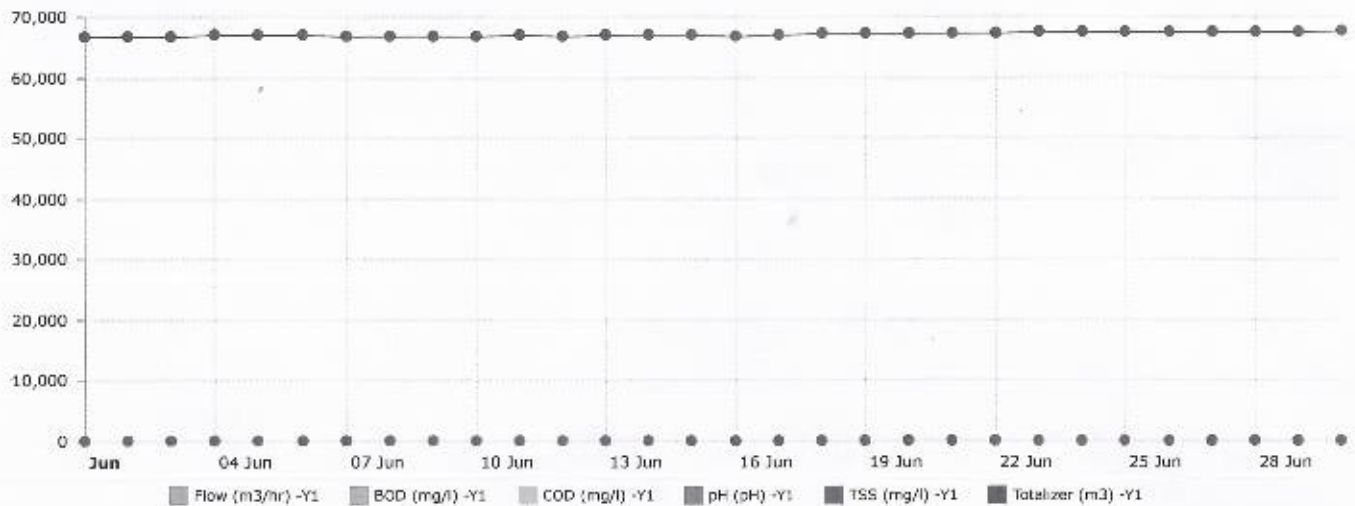


Legends : < - Average with less data, C - Calibration mode, M - Maintenance mode, S - Data under scrutiny,  
 B - Bad data, H - High limit crossed, L - Low permissible limit crossed

Parameter	Flow	BOD	COD	pH	TSS	Totalizer
Unit	m3/hr	mg/l	mg/l	pH	mg/l	m3
Limit	0.00 - 0.00	0.00 - 100.00	0.00 - 100.00	5.50 - 8.50	0.00 - 100.00	0.00 - 0.00
01-05-2021 00:00:00	1.90 < D	72.02 < D	144.36 < DH	6.04 < D	0.00 < D	65276.31 < D
04-05-2021 00:00:00	4.85 <	0.00 <	0.00 <	0.00 < L	0.00 <	65443.14 <
05-05-2021 00:00:00	2.41 <	0.00 <	0.00 <	0.00 < L	0.00 <	65507.92 <
06-05-2021 00:00:00	2.65 < D	0.00 < D	0.00 < D	0.00 < LD	0.00 < D	65562.53 < D
07-05-2021 00:00:00	5.53 < D	0.00 < D	0.00 < D	0.00 < LD	0.00 < D	65654.82 < D
08-05-2021 00:00:00	3.84 < D	0.00 < D	0.00 < D	0.00 < LD	0.00 < D	65769.24 < D
09-05-2021 00:00:00	0.07 < D	0.00 < D	0.00 < D	0.00 < LD	0.00 < D	65817.74 < D
10-05-2021 00:00:00	0.02 < D	0.00 < D	0.00 < D	0.00 < LD	0.00 < D	65819.23 < D
11-05-2021 00:00:00	0.00 < D	0.00 < D	0.00 < D	0.00 < LD	0.00 < D	65819.35 < D
12-05-2021 00:00:00	0.02 < D	0.00 < D	0.00 < D	0.00 < LD	0.00 < D	65819.73 < D
13-05-2021 00:00:00	0.04 < D	0.00 < D	0.00 < D	0.00 < LD	0.00 < D	65819.96 < D
14-05-2021 00:00:00	0.09 < D	0.00 < D	0.00 < D	0.00 < LD	0.00 < D	65822.83 < D
15-05-2021 00:00:00	0.00 < D	0.00 < D	0.00 < D	0.00 < LD	0.00 < D	65823.07 < D
16-05-2021 00:00:00	0.90 < D	0.00 < D	0.00 < D	0.00 < LD	0.00 < D	65831.73 < D
17-05-2021 00:00:00	2.05 < D	0.00 < D	0.00 < D	0.00 < LD	0.00 < D	65872.36 < D
18-05-2021 00:00:00	3.16 < D	0.00 < D	0.00 < D	0.00 < LD	0.00 < D	65924.56 < D
19-05-2021 00:00:00	3.18 < D	0.00 < D	0.00 < D	0.00 < DL	0.00 < D	66005.48 < D
20-05-2021 00:00:00	3.95 < D	0.00 < D	0.00 < D	0.00 < DL	0.00 < D	66084.33 < D
21-05-2021 00:00:00	4.66 < D	0.00 < D	0.00 < D	0.00 < LD	0.00 < D	66192.04 < D
22-05-2021 00:00:00	3.82 < D	0.00 < D	0.00 < D	0.00 < LD	0.00 < D	66286.02 < D
23-05-2021 00:00:00	2.14 < D	0.00 < D	0.00 < D	0.00 < LD	0.00 < D	66176.00 < D
24-05-2021 00:00:00	4.25 < D	0.00 < D	0.00 < D	0.00 < DL	0.00 < D	66252.59 < D
25-05-2021 00:00:00	0.53 < D	0.00 < D	0.00 < D	0.00 < LD	0.00 < D	66316.92 < D
26-05-2021 00:00:00	0.31 < D	0.00 < D	0.00 < D	0.00 < LD	0.00 < D	66389.64 < D
27-05-2021 00:00:00	4.03 <	0.00 <	0.00 <	0.00 < L	0.00 <	66375.43 <
28-05-2021 00:00:00	3.82 <	0.00 <	0.00 <	0.00 < L	0.00 <	66453.15 <
29-05-2021 00:00:00	4.68 <	0.00 <	0.00 <	0.00 < L	0.00 <	66658.85 <
30-05-2021 00:00:00	1.55 <	0.00 <	0.00 <	0.00 < L	0.00 <	66728.45 <
31-05-2021 00:00:00	0.12 <	0.00 <	0.00 <	0.00 < L	0.00 <	66866.09 <



Plant Name : Allied Blenders and Distillers Pvt Ltd  
 Plant Address : Survey No: 692, Rangapur Village,, Peberu Mandal, (TELANGANA)  
 Station Name ETP OUTLET  
 From Date : 01-06-2021 00:00:00  
 To Date : 30-06-2021 23:59:00  
 Interval : Daily  
 Function : Average



Legends : < - Average with less data, C - Calibration mode, M - Maintenance mode, S - Data under scrutiny,  
 B - Bad data, H - High limit crossed, L - Low permissible limit crossed

Parameter	Flow	BOD	COD	pH	TSS	Totalizer		
Unit	m3/hr	mg/l	mg/l	pH	mg/l	m3		
Limit	0.00 - 0.00	0.00 - 100.00	0.00 - 100.00	5.50 - 8.50	0.00 - 100.00	0.00 - 0.00		
01-06-2021 00:00:00	0.01	< D	0.00	< D	0.00	< D	66771.18	< D
02-06-2021 00:00:00	0.08	< D	0.00	< D	0.00	< D	66772.09	< D
03-06-2021 00:00:00	0.42	< D	0.00	< D	0.00	< D	66675.99	< D
04-06-2021 00:00:00	0.00	< D	0.00	< D	0.00	< D	66879.58	< D
05-06-2021 00:00:00	0.01	< D	0.00	< D	0.00	< D	66879.66	< D
06-06-2021 00:00:00	0.04	< D	0.00	< D	0.00	< D	66879.75	< D
07-06-2021 00:00:00	0.18	< D	0.00	< D	0.00	< D	66785.13	< D
08-06-2021 00:00:00	0.29	< D	0.00	< D	0.00	< D	66793.78	< D
09-06-2021 00:00:00	1.06	< D	0.00	< D	0.00	< D	66713.48	< D
10-06-2021 00:00:00	0.06	< D	0.00	< D	0.00	< D	66821.21	< D
11-06-2021 00:00:00	0.07	< D	0.00	< D	0.00	< D	66918.01	< D
12-06-2021 00:00:00	0.03	< D	0.00	< D	0.00	< D	66772.16	< D
13-06-2021 00:00:00	0.06	< D	0.00	< D	0.00	< D	66922.45	< D
14-06-2021 00:00:00	1.54	< D	0.00	< D	0.00	< D	66838.25	< D
15-06-2021 00:00:00	2.17	< D	0.00	< D	0.00	< D	66864.61	< D
16-06-2021 00:00:00	0.63	< D	0.00	< D	0.00	< D	66825.32	< D
17-06-2021 00:00:00	2.04	< D	1.30	< D	3.62	< D	67040.85	< D
18-06-2021 00:00:00	1.89	< D	1.99	< D	2.54	< D	67080.29	< D
19-06-2021 00:00:00	3.42	< D	1.93	< D	2.21	< D	67152.49	< D
20-06-2021 00:00:00	0.66	< D	1.95	< D	2.31	< D	67205.83	< D
21-06-2021 00:00:00	2.70	< D	1.96	< D	3.34	< D	67246.30	< D
22-06-2021 00:00:00	1.00	< D	1.96	< D	4.26	< D	67292.75	< D
23-06-2021 00:00:00	2.57	< D	2.70	< D	5.88	< D	67333.07	< D
24-06-2021 00:00:00	0.90	< D	3.84	< D	6.33	< D	67375.28	< D
25-06-2021 00:00:00	0.64	< D	3.65	< D	5.96	< D	67394.38	< D
26-06-2021 00:00:00	0.76	< D	3.45	< D	5.58	< D	67402.20	< D
27-06-2021 00:00:00	1.99	< D	3.22	< D	5.11	< D	67440.07	< D
28-06-2021 00:00:00	2.00	< D	2.96	< D	4.62	< D	67488.68	< D
29-06-2021 00:00:00	0.99	< D	2.41	< D	3.53	< D	67524.34	< D
30-06-2021 00:00:00	1.29	< D	2.70	< D	4.13	< D	67543.77	< D

Plant Name : Allied Blenders and Distillers Pvt Ltd

Plant Address : Survey No: 692, Rangapur Village., Peberu Mandal. (TELANGANA)

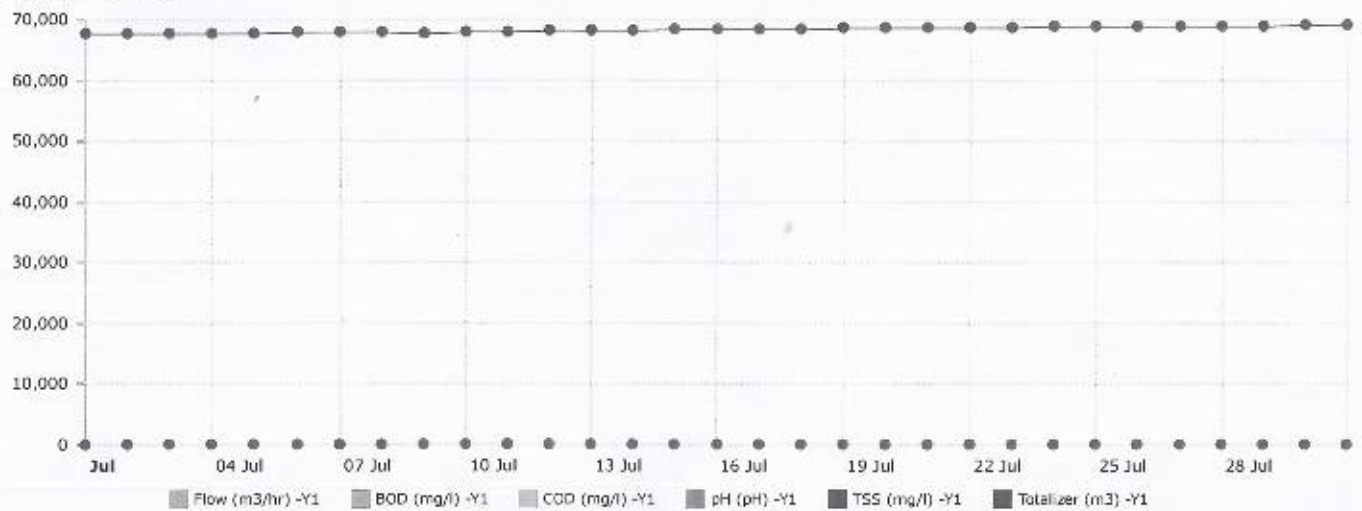
Station Name : ETP OUTLET

From Date : 01-07-2021 00:00:00

To Date : 31-07-2021 12:36:00

Interval : Daily

Function : Average



Legends : &lt; - Average with less data, C - Calibration mode, M - Maintenance mode, S - Data under scrutiny,

B - Bad data, H - High limit crossed, L - Low permissible limit crossed

Parameter	Flow	BOD	COD	pH	TSS	Totalizer
Unit	m <sup>3</sup> /hr	mg/l	mg/l	pH	mg/l	m <sup>3</sup>
Limit	0.00 - 0.00	0.00 - 100.00	0.00 - 100.00	5.50 - 8.50	0.00 - 100.00	0.00 - 0.00
01-07-2021 00:00:00	2.53 <D	2.59 <D	3.89 <D	6.85 <D	0.00 <D	67592.00 <D
02-07-2021 00:00:00	0.68 <D	3.07 <D	4.80 <D	6.79 <D	0.00 <D	67632.51 <D
03-07-2021 00:00:00	1.60 <D	3.27 <D	5.20 <D	6.81 <D	0.00 <D	67654.82 <D
04-07-2021 00:00:00	1.05 <D	2.27 <D	3.27 <D	7.55 <D	0.00 <D	67713.97 <D
05-07-2021 00:00:00	0.59 <D	3.19 <D	5.06 <D	7.09 <D	0.00 <D	67747.13 <D
06-07-2021 00:00:00	2.80 <D	3.15 <D	4.99 <D	7.10 <D	0.00 <D	67780.14 <D
07-07-2021 00:00:00	2.67 <D	2.40 <D	3.54 <D	7.07 <D	0.00 <D	67848.56 <D
08-07-2021 00:00:00	1.61 <D	4.00 <D	6.66 <D	6.81 <D	0.00 <D	67899.70 <D
09-07-2021 00:00:00	2.11 <D	4.18 <D	7.02 <D	7.15 <D	0.00 <D	67762.39 <D
10-07-2021 00:00:00	2.56 <D	4.03 <D	6.72 <D	7.28 <D	0.00 <D	67901.22 <D
11-07-2021 00:00:00	2.43 <D	3.96 <D	6.59 <D	7.12 <D	0.00 <D	67963.89 <D
12-07-2021 00:00:00	3.50 <D	3.52 <D	5.71 <D	6.91 <D	0.00 <D	68137.89 <D
13-07-2021 00:00:00	1.37 <D	3.63 <D	5.93 <D	6.85 <D	0.00 <D	68190.26 <D
14-07-2021 00:00:00	1.54 <D	3.58 <D	5.81 <D	6.94 <D	0.00 <D	68219.72 <D
15-07-2021 00:00:00	3.40 <D	3.48 <D	5.62 <D	6.90 <D	0.00 <D	68285.58 <D
16-07-2021 00:00:00	2.79 <D	3.48 <D	5.62 <D	7.08 <D	0.00 <D	68361.79 <D
17-07-2021 00:00:00	3.08 <D	3.36 <D	5.38 <D	6.93 <D	0.00 <D	68322.34 <D
18-07-2021 00:00:00	1.78 <D	3.65 <D	5.97 <D	6.92 <D	0.00 <D	68384.24 <D
19-07-2021 00:00:00	2.90 <D	3.46 <D	5.59 <D	7.33 <D	0.00 <D	68544.38 <D
20-07-2021 00:00:00	4.00 <D	3.40 <D	5.47 <D	7.26 <D	0.00 <D	68622.11 <D
21-07-2021 00:00:00	2.43 <	3.45 <	5.58 <	7.17 <	0.00 <	68581.25 <
22-07-2021 00:00:00	1.94 <	3.68 <	6.03 <	7.11 <	0.00 <	68542.58 <
23-07-2021 00:00:00	3.28 <	3.74 <	6.13 <	7.27 <	0.00 <	68577.00 <
24-07-2021 00:00:00	0.00 <	3.35 <	5.33 <	7.46 <	0.00 <	68885.29 <
25-07-2021 00:00:00	0.78 <	3.31 <	5.30 <	7.46 <	0.00 <	68774.96 <
26-07-2021 00:00:00	0.19 <	3.06 <	4.79 <	7.52 <	0.00 <	68788.29 <
27-07-2021 00:00:00	0.00 <	3.08 <	4.84 <	7.42 <	0.00 <	68786.47 <
28-07-2021 00:00:00	0.12 <	2.77 <	4.23 <	7.29 <	0.00 <	68912.78 <
29-07-2021 00:00:00	1.09 <	1.61 <	1.99 <	7.28 <	0.00 <	68920.68 <
30-07-2021 00:00:00	0.53 <	2.43 <	3.60 <	7.23 <	0.00 <	68943.08 <
31-07-2021 00:00:00	1.81 <	3.48 <	5.62 <	7.09 <	0.00 <	68973.49 <

Plant Name : Allied Blenders and Distillers Pvt Ltd

Plant Address : Survey No. 692, Rangapur Village., Pebberu Mandal. (TELANGANA)

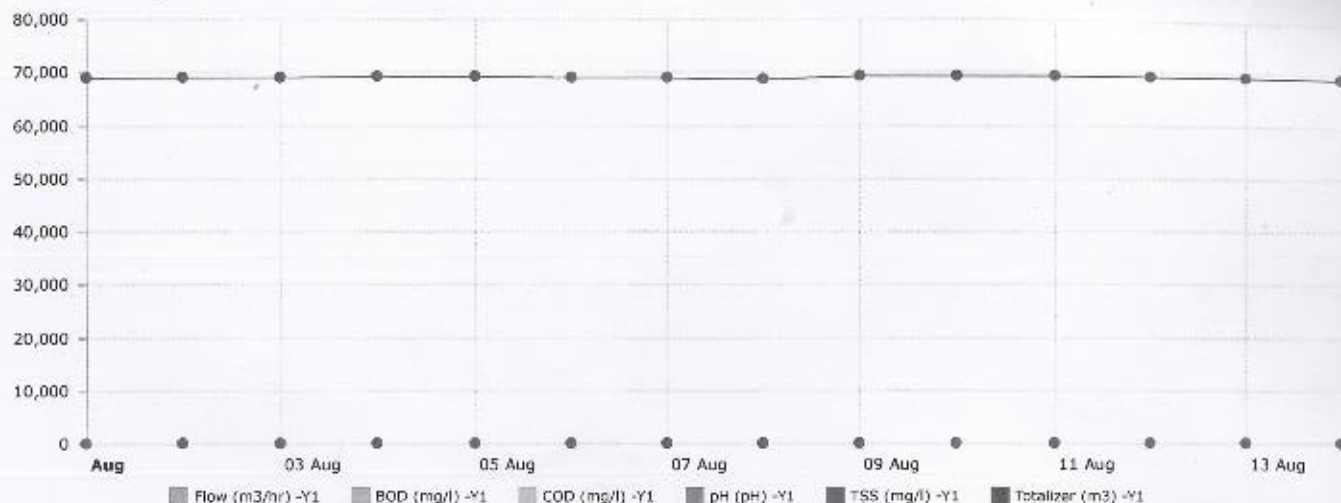
Station Name : ETP OUTLET

From Date : 01-08-2021 00:00:00

To Date : 31-08-2021 23:55:00

Interval : Daily

Function : Average



Legends : &lt; - Average with less data, C - Calibration mode, M - Maintenance mode, S - Data under scrutiny,


B - Bad data, H - High limit crossed, L - Low permissible limit crossed

Parameter	Flow	BOD	COD	pH	TSS	Totalizer
Unit	m3/hr	mg/l	mg/l	pH	mg/l	m3
Limit	0.00 - 0.00	0.00 - 100.00	0.00 - 100.00	5.50 - 8.50	0.00 - 100.00	0.00 - 0.00
01-08-2021 00:00:00	2.36 <D	2.19 <D	3.11 <D	7.45 <D	0.00 <D	69039.05 <D
02-08-2021 00:00:00	1.34 <D	3.94 <D	6.52 <D	7.55 <D	0.00 <D	68977.95 <D
03-08-2021 00:00:00	1.49 <D	2.95 <D	4.62 <D	7.66 <D	0.00 <D	69117.58 <D
04-08-2021 00:00:00	0.88 <D	1.79 <D	2.38 <D	7.69 <D	0.00 <D	69140.60 <D
05-08-2021 00:00:00	0.57 <D	1.86 <D	2.48 <D	7.82 <D	0.00 <D	69157.44 <D
06-08-2021 00:00:00	0.92 <D	2.93 <D	4.54 <D	7.66 <D	0.00 <D	69076.93 <D
07-08-2021 00:00:00	0.75 <D	3.95 <D	6.54 <D	7.23 <D	0.00 <D	69082.90 <D
08-08-2021 00:00:00	0.91 <D	3.89 <D	6.41 <D	6.85 <D	0.00 <D	68702.11 <D
09-08-2021 00:00:00	1.10 <D	4.22 <D	4.29 <D	6.69 <D	0.00 <D	69237.04 <D
10-08-2021 00:00:00	0.32 <D	3.98 <D	6.63 <D	6.86 <D	0.00 <D	69264.03 <D
11-08-2021 00:00:00	2.03 <D	4.12 <D	6.58 <D	6.88 <D	0.00 <D	69279.99 <D
12-08-2021 00:00:00	0.87 <D	4.24 <D	5.09 <D	6.88 <D	0.00 <D	69324.19 <D
13-08-2021 00:00:00	0.92 <D	4.24 <D	4.88 <D	5.99 <DL	0.00 <D	69338.57 <D
14-08-2021 00:00:00	0.45 <D	5.14 <DH	8.71 <DH	5.07 <LDB	0.00 <D	69360.70 <D

## WATER CONSUMPTION DURING THE MONTH OF MARCH-21 TO AUGUST-21

Name & Address of the consumer : M/s .Allied Blenders & Distillers Private Limited,, Rangapur Village.  
Pebbair Mandal wanaparthy Dist.

Month	For cooling tower makeup (KL/M)	For boiler feed (KL/M)	For Domestic use (KL/M)	Process Use (KL/M)	Total Raw Water (KL/M)
Mar-21	40381	11393	279	18755	70808
Apr-21	14060	6300	188	8020	28568
May-21	21090	9450	282	12030	42852
Jun-21	30300	9450	282	12435	52467
Jul-21	31465	8000	295	12927	52687
Aug-21	29640	7920	285	14291	52136

  
Allied Blenders And Distillers Pvt. Ltd.  
Sy.No. 692, RANGAPUR (V),  
Pebbair (M), Wanaparthy (D) - 509 104.

SPENTWASH, MEE & EFFLUENT WATER DETAILS DURING THE MONTH OF MARCH-21 TO AUGUST-21

Name & Address of the consumer: M/s. Allied Blenders & Distillers Private Limited,.

Rangapur Village. Pebbair Mandal Wanaparthy Dist.

Month	MEE FEED(M3)	MEE CONDENSATE			MEE SYRUP (M3)	Effluent Water			
		Qty. Generated (M3)	Qty. Treated (M3)	Qty. Used in process (M3)		ETP FEED (M3)	Qty. Used for Ash quenching (M3)	Qty. Used for Cooling tower make up (M3)	RO REJECT (M3)
Mar-21	20149	17618	17618	17618	2531	6306	1288	4657	361
Apr-21	13478	11240	11240	11240	2238	6596	1245	4990	361
May-21	20127	17691	17691	17691	2436	6317	1581	4279	457
Jun-21	11494	9982	9982	9982	1512	6052	713	5134	205
Jul-21	15740	13759	13759	13759	1981	7285	1454	5118	713
Aug-21	13636	11935	11935	11935	1701	7316	1581	4997	738


  
 Allied Blenders And Distillers Pvt. Ltd.  
 Sy.No. 692, RANGAPUR (V),  
 Pebbair (M), Wanaparthy (D) - 509 104.

GOVERNMENT OF TELANGANA  
ABSTRACT

Irrigation & CAD Department - Industrial Water Supply - Permission to M/s Allied Blenders and Distillers Private Limited for drawl of 2760 KLPD from Krishna River - Orders - Issued

G.O.Ms.No 54

IRRIGATION AND CAD (I&CAD) DEPARTMENT

Dated 09-05-2018  
Read the following

- 1. G.O.MS No.53, I&CAD(Reforms) Department Dt: 06-08-2016
- 2. G.O.MS No.62, I&CAD(Reforms) Department Dt: 29-07-2017
- 3. From the ENC(I), Lt.No ENC(I)/DCE-IOT/EE5/Shasta Bio/2017 dt: 19-01-2018
- 4. From the Engineer-in-Chief (I) Lt.No ENC(I)/DCE-IOT/EE5/Shasta Bio/2017 dt: 12-04-2018

ORDER:

The Government vide reference 1<sup>st</sup> cited have accorded permission for drawl of 260 KL per day of water from Krishna River to M/s Allied Blenders and Distillers Private Limited. Similarly, in the reference 2<sup>nd</sup> cited the Government have accorded permission for drawl of 2500 KL per day from Krishna River to M/s Shasta Bio Fuels Private Ltd, with a stipulated time period of 5 years at the same drawl point.

2. Further the Engineer-in-Chief (Irrigation) vide reference 3<sup>rd</sup> cited had informed that M/s Allied Blenders and Distillers Private Limited have communicated merger of M/s Shasta Bio Fuels Private Ltd with M/s Tracstar Investments Pvt Ltd on 04.08.2016 by the order of Honourable High Court at Hyderabad and subsequently as per Order dated 06.04.2017 passed by the Hon'ble National Company Law Tribunal, Mumbai Bench with effect from the appointed date i.e. 1<sup>st</sup> April, 2016 M/s Tracstar Investments Pvt., Ltd got demerged into Allied Blenders and Distillers Private Limited. As per the above M/s Shasta Bio-Fuels Private Ltd had demerged into M/s Allied Blenders and Distillers Private Limited.

3. In the reference 4<sup>th</sup> read above, the ENC (I), Hyderabad has further requested to accord permission for change of name i.e. M/s Shasta Bio-Fuels Private Ltd., to M/s Allied Blenders and Distillers Private Limited and permission to club both the agreements as a single agreement, and draw water within their allotted 2760 KL per day (260 KL +2500KL) instead of 2500KLPD. However, the firm has to obtain the renewal permission for drawl of 2760 KL per day after expiry of its time period of 5 years.

4. Government after careful examination of the proposal hereby accord permission to M/s Allied Blenders and Distillers Private Limited to draw 2760 KL per day of water from the Krishna River at the same point upto the period of 5 years as stipulated in G.O. 2<sup>nd</sup> read above. The firm has to obtain the renewal permission for drawl of 2760 KL per day after expiry of the time period of 5 years stipulated in the above G.O.

5. The Engineer-in-Chief (Irrigation), is directed to enter into Agreement afresh with M/s Allied Blenders and Distillers Private Limited to draw 2760 KL per day of water from the Krishna River at the same drawl point with the time frame as specified in G.O. 2<sup>nd</sup> read above duly closing the earlier two Agreements.

6. The Engineer-in-Chief (Irrigation), I&CAD Department, Hyderabad shall take further necessary action accordingly.

(BY ORDER AND IN THE NAME OF THE GOVERNOR OF TELANGANA)

Dr. SHAILENDRA KUMAR JOSHI  
SPECIAL CHIEF SECRETARY TO GOVERNMENT (FAC)

To  
The Engineer-in-Chief (Irrigation), I&CAD Department,  
Jafasoudha, Errummanal, Hyderabad.

The Collector & District Magistrate, Wanaparthy District.

Copy to:  
The Commissioner of Industries, Chandrababu Naidu, Telangana State, Hyderabad

The Pollution Control Board, Telangana State, Hyderabad

The P.S. to Hon'ble Minister, I&CAD Department

The P.S. to Special Chief Secretary to Government (FAC), I&CAD Department

The P.S. to Secretary to Government, Irrigation Department

The P.S. to Secretary to Government, Industries Department

P. V. S. Kishore  
SECTION OFFICER

SF/ST (C.No 685)

Annexure

**ALLIED BLENDERS AND DISTILLERS PVT LTD**  
**Rangapur(V), Pebbair(Madali), Wanaparthi(Dt.)**  
**Occupational Health Surveillance Programme Attendance List**

Sr. No.	Lab. No.	Emp ID	Contractor	Unit	Name	Gen	DOB	Work Area	Test Date
1	1	JBD-154	JAGABANDUDAS	Distillery	NIRANJAN BEHERA	Male	23/05/1997	Milling	12/03/2021
2	2	JBD-14	JAGABANDUDAS	Distillery	KADAM SHIVA NARAYAN	Male	21/04/1994	Excise	13/03/2021
3	3	JBD-268	JAGABANDUDAS	Distillery	SUDAM KULESIKA	Male	02/02/1996	Driver	12/03/2021
4	4	JBD-197	JAGABANDUDAS	Distillery	BUBU SINGH	Male	01/01/1999	Lab	12/03/2021
5	5	JBD-275	JAGABANDUDAS	Distillery	DHABALA KULESIKA	Male	18/05/2002	Fermentation	12/03/2021
6	6	JBD-196	JAGABANDUDAS	Distillery	HARIPADA SINGH	Male	13/09/1998	Lab	13/03/2021
7	7	JBD-04	JAGABANDUDAS	Distillery	PRABHAT GANGEI	Male	02/05/1994	Fermentation	13/03/2021
8	9	JBD-50	JAGABANDUDAS	Distillery	GUPTA MINYAKA	Male	01/01/1988	Fermentation	12/03/2021
9	10	JBD-274	JAGABANDUDAS	Distillery	MANIA KULESIKA	Male	01/01/1992	Milling	11/03/2021
10	11	JBD-271	JAGABANDUDAS	Distillery	DALAJA KULESIKA	Male	14/03/2001	House keeping	12/03/2021
11	12	JBD-289	JAGABANDUDAS	Distillery	RAGHUNATH BEHERA	Male	26/02/1994	Fermentation	11/03/2021
12	13	JBD-32	JAGABANDUDAS	Distillery	AJAYA MINYAKA	Male	05/03/1993	Fermentation	12/03/2021



13	14	JBD-311	JAGABANDUDAS	Distillery	BISHAL PREPEKA	Male	17/12/2001	Decanter	12/03/2021
14	15	JBD-290	JAGABANDUDAS	Distillery	NATABAR BEHERA	Male	01/08/1995	Distillation	11/03/2021
15	17	JBD-198	JAGABANDUDAS	Distillery	SANJAY BHUVAN	Male	24/06/1998	Distillation	11/03/2021
16	18	JBD-13	JAGABANDUDAS	Distillery	ARJU MINYAKA	Male	01/01/1994	Decanter	13/03/2021
17	19	JBD-40	JAGABANDUDAS	Distillery	KAMBU MANDINGA	Male	05/02/1990	Fermentation	12/03/2021
18	20	JBD-03	JAGABANDUDAS	Distillery	DIPAK GANGAI	Male	18/05/1997	Distillation	11/03/2021
19	21	JBD-270	JAGABANDUDAS	Distillery	JUJI KULESIKA	Male	16/02/2000	Driver	13/03/2021
20	22	JBD-99	JAGABANDUDAS	Distillery	SANKAR GANGAI	Male	01/01/1995	Milling	13/03/2021
21	24	JBD-222	JAGABANDUDAS	Distillery	DIBAKAR NAYAK	Male	18/09/2001	Milling	11/03/2021
22	25	JBD-225	JAGABANDUDAS	Distillery	KALASH CHANDRA DALAPATHI	Male	20/05/1971	House keeping	13/03/2021
23	26	JBD-108	JAGABANDUDAS	Distillery	SANJAY BEHERA	Male	07/11/1995	Milling	11/03/2021
24	27	JBD-48	JAGABANDUDAS	Distillery	NARENDRA PRADHAN	Male	24/09/1998	Lab	13/03/2021
25	30	JBD-291	JAGABANDUDAS	Distillery	DIPAK KUMAR	Male	15/12/1994	House keeping	13/03/2021
26	31	JBD-295	JAGABANDUDAS	Distillery	MEENA MANDING	Male	11/12/1980	Driver	13/03/2021
27	32	JBD-294	JAGABANDUDAS	Distillery	SALA KULESIKA	Male	15/03/1990	House keeping	11/03/2021
28	33	JBD-293	JAGABANDUDAS	Distillery	MANJAN PREPAKA	Male	05/07/2000	Decanter	13/03/2021

29	34	JBD-229	JAGABANDUDAS	Distillery	GOLEKHA BEHERA	Male	04/06/1995	House Keeping	11/03/2021
30	35	JBD-273	JAGABANDUDAS	Distillery	KISTANA KULESIKA	Male	04/03/2002	House keeping	13/03/2021
31	36	JBD-264	JAGABANDUDAS	Distillery	PALTU GANGAI	Male	07/05/2000	Lab	12/03/2021
32	39	JBD-257	JAGABANDUDAS	Distillery	NILAMBAR MANDING	Male	10/05/1993	Grain Godown	12/03/2021
33	40	JBD-258	JAGABANDUDAS	Distillery	GOPINATH KANJAKA	Male	01/01/1981	House keeping	12/03/2021
34	41	JBD-279	JAGABANDUDAS	Distillery	RAMACHANDRA GANGAI	Male	26/06/1991	Decanter	13/03/2021
35	43	JBD-262	JAGABANDUDAS	Distillery	APADA MANDING	Male	20/08/1979	Fermentation	12/03/2021
36	45	JBD-277	JAGABANDUDAS	Distillery	UDAY MINYAKA	Male	01/06/1997	Driver	13/03/2021
37	46	JBD-278	JAGABANDUDAS	Distillery	SIPUN KUMAR JENA	Male	20/01/2000	House keeping	12/03/2021
38	47	JBD-307	JAGABANDUDAS	Distillery	PRABIR BAR	Male	19/03/1998	House keeping	11/03/2021
39	48	JBD-281	JAGABANDUDAS	Distillery	SARBESWAR BAR	Male	02/08/1974	Milling	11/03/2021
40	49	JBD-282	JAGABANDUDAS	Distillery	SANJAY GANGAI	Male	16/04/1986	Milling	12/03/2021
41	50	JBD-283	JAGABANDUDAS	Distillery	MANAS KUMAR JENA	Male	28/12/1996	Milling	12/03/2021
42	51	JBD-284	JAGABANDUDAS	Distillery	TAPAN KUMAR MOHANTY	Male	14/02/1985	House keeping	11/03/2021
43	52	JBD-285	JAGABANDUDAS	Distillery	SUBASH CHANDRA DEHURI	Male	05/03/2000	Ware House	11/03/2021
44	53	JBD-286	JAGABANDUDAS	Distillery	SHUBASH JENA	Male	04/06/1998	Lab	12/03/2021

45	54	JBD-287	JAGABANDUDAS	Distillery	SHUSHANTA KUMAR JENA	Male	15/03/1998	Lab	12/03/2021
46	55	JBD-288	JAGABANDUDAS	Distillery	JAGANNATH JENA	Male	15/12/2001	House keeping	12/03/2021
47	56	JBD-292	JAGABANDUDAS	Distillery	MANDALA VENKANNA BABU	Male	01/01/1984	House keeping	12/03/2021
48	57	JBD-305	JAGABANDUDAS	Distillery	DIPAK KUMAR MINYAKA	Male	02/05/1995	Grain Godown	12/03/2021
49	59	JBD-303	JAGABANDUDAS	Distillery	BAUDHU CHAUDHARY	Male	01/01/1970	House keeping	11/03/2021
50	60	JBD-296	JAGABANDUDAS	Distillery	NARENDRA KULESIKA	Male	02/01/2000	Driver	13/03/2021
51	63	JBD-299	JAGABANDUDAS	Distillery	NANDA KULESIKA	Male	20/03/1980	Driver	13/03/2021
52	64	JBD-300	JAGABANDUDAS	Distillery	JEI KULESIKA	Male	18/11/1998	Driver	12/03/2021
53	65	JBD-301	JAGABANDUDAS	Distillery	BAMBIRA KULESIKA	Male	12/02/1998	Driver	13/03/2021
54	66	JBD-302	JAGABANDUDAS	Distillery	JITENDRA CHOUDHARY	Male	01/01/1987	House keeping	11/03/2021
55	67	JBD-310	JAGABANDUDAS	Distillery	NARESH BEHERA	Male	02/06/1995	House keeping	12/03/2021
56	68	JBD-309	JAGABANDUDAS	Distillery	AKSHAYA KUMAR SAHOO	Male	24/06/1992	Milling	11/03/2021
57	69	JBD-312	JAGABANDUDAS	Distillery	KAILAS MINYAKA	Male	03/04/1996	Driver	13/03/2021
58	70	JBD-313	JAGABANDUDAS	Distillery	SUSHANTA MINYAKA	Male	01/01/1995	Decanter	12/03/2021
59	71	JBD-314	JAGABANDUDAS	Distillery	RAVISHANKAR KUMAR	Male	04/07/1977	House keeping	11/03/2021
60	72	JBD-315	JAGABANDUDAS	Distillery	SURESH MINYAKA	Male	10/04/1998	House keeping	11/03/2021

61	73		JAGABANDUDAS	Distillery	Bapuji Setty	Male	24 yrs		11/03/2021
62	74		JAGABANDUDAS	Distillery	Kabir Pulaskar	Male	21 Yrs		11/03/2021
63	75		JAGABANDUDAS	Distillery	Pradeep Shetti	Male	19/02/1985		11/03/2021
64	76	GCIND036	JAGABANDUDAS	Distillery	Vishal Tripodi	Male	22/10/1996		12/03/2021
65	77	GCIND030	JAGABANDUDAS	Distillery	Avidesh Ponde	Male	01/05/1986		12/03/2021
66	78	JBD-276	JAGABANDUDAS	Distillery	Routh Miniyaka	Male	36 yrs		12/03/2021
67	79	JBD-297	JAGABANDUDAS	Distillery	Radda mandal	Male	40 yrs		12/03/2021
68	83	ABD136	AIMISION - DISTILLERY	Distillery	G Rajesh	Male	11/05/1987	LAB	12/03/2021
69	84	ABD137	AIMISION - DISTILLERY	Distillery	Boya Ramachandhra	Male	13/03/1989	Purchase	12/03/2021
70	85	ABD146	AIMISION - DISTILLERY	Distillery	Vellankani A	Male	19/03/1979	Safety	13/03/2021
71	86	ABD147	AIMISION - DISTILLERY	Distillery	S Parushu Ramudu	Male	04/03/1979	Safety	15/03/2021
72	87	ABD150	AIMISION - DISTILLERY	Distillery	Naganji E S	Male	07/09/1993	Safety	15/03/2021
73	88	ABD172	AIMISION - DISTILLERY	Distillery	Guvvali Anjan Kumar	Male	20/01/1985	Godown	13/03/2021
74	89	ABD173	AIMISION - DISTILLERY	Distillery	Chapala Shiva Krishna	Male	16/04/1992	Webridge	12/03/2021
75	90	ABD174	AIMISION - DISTILLERY	Distillery	Midde Ratnakar	Male	16/04/1997	Milling	11/03/2021
76	91	ABD175	AIMISION - DISTILLERY	Distillery	N Kartheek	Male	17/07/1996	Fermentation	12/03/2021

77	92	ABD176	AIMISION - DISTILLERY	Distillery	Venu J B	Male	10/04/1992	Milling	11/03/2021
78	93	ABD178	AIMISION - DISTILLERY	Distillery	Addakula Rajesh	Male	01/01/1992	Webridge	12/03/2021
79	94	ABD179	AIMISION - DISTILLERY	Distillery	Sandhyapaga Jagadishwar	Male	17/04/1996	Webridge	13/03/2021
80	95	ABD180	AIMISION - DISTILLERY	Distillery	Siddi Balakrishna	Male	05/01/1993	Webridge	13/03/2021
81	96	ABD181	AIMISION - DISTILLERY	Distillery	R N Pavan Kumar	Male	15/06/1995	NEW ETP	11/03/2021
82	97	ABD182	AIMISION - DISTILLERY	Distillery	K Nagarjun	Male	06/06/1988	NEW ETP	13/03/2021
83	98	ABD183	AIMISION - DISTILLERY	Distillery	Nandi Ravi Kumar	Male	04/05/1987	LAB	12/03/2021
84	99	ABD184	AIMISION - DISTILLERY	Distillery	Gandam Prem Kumar	Male	16/07/1988	Fermentation	13/03/2021
85	100	ABD304	AIMISION - DISTILLERY	Distillery	N Prem kumar	Male	04/02/1998		12/03/2021
86	107	22	BALAJI POWERTRONICS	Distillery	DEVA REDDY	Male	01/01/1991	MW Fitter	12/03/2021
87	108	1	BALAJI POWERTRONICS	Distillery	Ramesh Kumar Gupta	Male	05/01/1991	Fitter	12/03/2021
88	109	32	BALAJI POWERTRONICS	Distillery	Arun Gupta	Male	04/02/1980	Fitter	12/03/2021
89	110	86	BALAJI POWERTRONICS	Distillery	SAMEER KUMAR JENA	Male	06/05/1986	Fitter	12/03/2021
90	111	15	BALAJI POWERTRONICS	Distillery	G-NARASIMHULLU	Male	16/05/1998	Helper	11/03/2021
91	112	27	BALAJI POWERTRONICS	Distillery	ASKANI VINOD	Male	06/08/1993	Shift Helper	13/03/2021
92	113	16	BALAJI POWERTRONICS	Distillery	KASHAPOGU SUDHAHKAR	Male	26/07/1994	Shift Helper	13/03/2021

93	114	28	AIMISION - DISTILLERY	Distillery	T-ANJAN KUMAR	Male	04/01/1995	Helper	12/03/2021
94	117	43	BALAJI POWERTRONICS	Distillery	SANTOSH SAHANI	Male	21/07/1995	Helper	13/03/2021
95	118	2	BALAJI POWERTRONICS	Distillery	CHHATHILAL SINGH	Male	02/01/1988	Welder	13/03/2021
96	119	46	BALAJI POWERTRONICS	Distillery	DEEPOK MAJHI	Male	28/04/1996	Welder	12/03/2021
97	120	29	BALAJI POWERTRONICS	Distillery	SUKHBELAS	Male	01/01/1988	Welder	12/03/2021
98	121	5	BALAJI POWERTRONICS	Distillery	PULLMAMIDI SURESH	Male	20/03/1992	ELECTICIAN	12/03/2021
99	122	26	BALAJI POWERTRONICS	Distillery	MOHAMMAD SHAHEED	Male	16/02/1990	ELECTICIAN	12/03/2021
100	123	47	BALAJI POWERTRONICS	Distillery	SURAGOUNI NARESH GOUD	Male	14/03/1991	ELECTICIAN	12/03/2021
101	124	52	BALAJI POWERTRONICS	Distillery	MEEDIKERI SHIVA KUMAR	Male	25/05/1992	ELECTICIAN	11/03/2021
102	125	88	BALAJI POWERTRONICS	Distillery	M KASANNA	Male	12/05/1987	ELECTICIAN	12/03/2021
103	126	92	BALAJI POWERTRONICS	Distillery	VEERA BHASKAR	Male	01/07/1993	ELECTICIAN	12/03/2021
104	127	20	BALAJI POWERTRONICS	Distillery	K-RAJANARSIMHULU	Male	13/07/1992	Instrumentation	11/03/2021
105	128	83	BALAJI POWERTRONICS	Distillery	NARASIMHULU	Male	07/08/1992	Instrumentation	13/03/2021
106	129	90	BALAJI POWERTRONICS	Distillery	SIVA KARUMURI	Male	16/08/1989	Instrumentation	11/03/2021
107	130	19	BALAJI POWERTRONICS	Distillery	NAGARJUNA REDDY	Male	18/07/1985	DRYER OPR	15/03/2021
108	131	35	BALAJI POWERTRONICS	Distillery	U SHEKHAR	Male	10/05/1986	DRYER OPR	13/03/2021

109	132	80	BALAJI POWERTRONICS	Distillery	GODUGU SHIVUDU	Male	01/01/1988	DRYER OPR	13/03/2021
110	133	4	BALAJI POWERTRONICS	Distillery	K CHANTENNA	Male	19/03/1993	Decanter Opr	13/03/2021
111	134	14	BALAJI POWERTRONICS	Distillery	NETHULA RAGHAVENDAR	Male	28/05/1994	Decanter Opr	12/03/2021
112	135	54	BALAJI POWERTRONICS	Distillery	ANJANEYULU	Male	24/04/1995	Decanter Opr	12/03/2021
113	136	81	BALAJI POWERTRONICS	Distillery	M RATNAM	Male	03/02/1977	Decanter Opr	12/03/2021
114	138	25	BALAJI POWERTRONICS	Distillery	MALAPALLE SATHISH	Male	12/05/1995	Milling OPR	13/03/2021
115	139	8	BALAJI POWERTRONICS	Distillery	VENKATESWAR REDDY GOPANNAGARI	Male	15/10/1972	W/bridge OPR	13/03/2021
116	140	73	BALAJI POWERTRONICS	Distillery	K GOVINDU	Male	24/02/1998	Store Asst	12/03/2021
117	141	11	BALAJI POWERTRONICS	Distillery	BALA KRISHNA	Male	22/03/1990	NEW ETP OPR	12/03/2021
118	142	84	BALAJI POWERTRONICS	Distillery	T G RAKESH	Male	16/02/2002	Fermentation OPR	13/03/2021
119	143	89	BALAJI POWERTRONICS	Distillery	M- BHASKAR REDDY	Male	10/05/1983	PUMP HOUSE OPR	12/03/2021
120	144	42	BALAJI POWERTRONICS	Distillery	B RAVI	Male	16/04/1989	PUMP HOUSE OPR	12/03/2021
121	145	44	BALAJI POWERTRONICS	Distillery	N RAVI KUMAR	Male	20/07/1988	PUMP HOUSE OPR	11/03/2021
122	146	69	BALAJI POWERTRONICS	Distillery	G ESHWAR	Male	25/01/1994	Hr Executive	13/03/2021
123	147	93	BALAJI POWERTRONICS	Distillery	SIVA KRISHNA	Male	21/08/1992	PUMP HOUSE OPR	12/03/2021
124	148	95	BALAJI POWERTRONICS	Distillery	U NAGARAJU	Male	16/08/1989	PUMP HOUSE OPR	11/03/2021

125	157	606609	G4S SECURITY	Distillery	Jallu Narsimha	Male	09/02/1980	PLANT	15/03/2021
126	158	601950	G4S SECURITY	Distillery	Gondi David	Male	06/04/1987	PLANT	12/03/2021
127	159	583269	G4S SECURITY	Distillery	H Yerranna	Male	09/09/1985	PLANT	11/03/2021
128	160	548000	G4S SECURITY	Distillery	Macherla Srinivas	Male	26/01/1987	PLANT	13/03/2021
129	161	808605	G4S SECURITY	Distillery	Singa Moni Mahesh	Male	28/07/1994	PLANT	11/03/2021
130	162	549499	G4S SECURITY	Distillery	Golla Ravi	Male	25/09/1991	PLANT	13/03/2021
131	163	545830	G4S SECURITY	Distillery	Jangam Ravi	Male	12/06/1984	PLANT	12/03/2021
132	164	551795	G4S SECURITY	Distillery	Vadde Parushuramudu	Male	05/05/1996	PLANT	11/03/2021
133	165	545835	G4S SECURITY	Distillery	Pabitra Kumar Bal	Male	04/04/1997	PLANT	11/03/2021
134	166	545301	G4S SECURITY	Distillery	Khageshwar Jena	Male	06/04/1991	PLANT	11/03/2021
135	167	545806	G4S SECURITY	Distillery	Pradeep Kumar Bal	Male	10/01/1994	PLANT	11/03/2021
136	168	551794	G4S SECURITY	Distillery	D Tirupathaiah	Male	21/06/1989	PLANT	12/03/2021
137	169	808946	G4S SECURITY	Distillery	G Ramakrishna	Male	05/02/1983	PLANT	13/03/2021
138	170	551589	G4S SECURITY	Distillery	Repalle Devanna	Male	06/07/1990	PLANT	13/03/2021
139	171	544879	G4S SECURITY	Distillery	Dasari Mallesh	Male	06/04/1994	PLANT	13/03/2021
140	172	547999	G4S SECURITY	Distillery	Gandham Shiva Kumar	Male	22/09/1994	PLANT	13/03/2021



141	174	551796	GAS SECURITY	Distillery	M Srikanth	Male	06/07/1994	PLANT	13/03/2021
142	175	548005	GAS SECURITY	Distillery	AT Raghavendra	Male	08/05/1997	PLANT	13/03/2021
143	176	808947	GAS SECURITY	Distillery	Hakeem Ramesh	Male	01/01/1985	PLANT	13/03/2021
144	177	808834	GAS SECURITY	Distillery	Telugu Parmesh	Male	06/06/1990	PLANT	13/03/2021
145	179	842137	GAS SECURITY	Distillery	G PARUSHARAM	Male	06/04/1991	PLANT	13/03/2021
146	181	551782	GAS SECURITY	Distillery	B Shekar	Male	16/12/1991	PLANT	13/03/2021
147	182	850260	GAS SECURITY	Distillery	NARASIMHULU	Male	20/06/1991	Intrumentation	11/03/2021
148	183	850256	GAS SECURITY	Distillery	B MADDILETY	Male	02/06/1981	PLANT	11/03/2021
149	184	552892	GAS SECURITY	Distillery	Tulugu China Babu	Male	27/08/1991	PLANT	12/03/2021
150	185	582725	GAS SECURITY	Distillery	K Bichapolly	Male	01/01/1992		11/03/2021
151	186	738394	GAS SECURITY	Distillery	M Manikonda	Male	28/05/1993		13/03/2021
152	189	2694	SRD	Distillery	Parashuramulu M	Male	25/06/1991		12/03/2021
153	190	OHC STAFF	DHC	Distillery	D Diya	Female	25/06/1995		13/03/2021
154	191		SSIP	Distillery	G Prasad	Male	08/04/1997		15/03/2021
155	192		SSIP	Distillery	B Kurmanna	Male	42 yrs		15/03/2021
156	193		SSIP	Distillery	Maragala Ramudu	Male	06/08/1987		15/03/2021

157	194		SSIP	Distillery	N Chandrasekar	Male	12/06/1996		15/03/2021
158	195	2697	SSIP	Distillery	G Rajashekar	Male	10/06/1992		15/03/2021
159	196		SSIP	Distillery	P Ashok	Male	28/07/1995		15/03/2021
160	197	ABD-SKE0077	SSIP	Distillery	G Santoshamma	Female	47 yrs		15/03/2021
161	198	857	ABD EXECUTIVES	Dist/ABD Exe	COLLIN PALL	Male	12/08/1961		11/03/2021
162	199	673	ABD EXECUTIVES	Dist/ABD Exe	SUJIT KUMAR SRIVASTAVA	Male	15/04/1977		15/03/2021
163	200	629	ABD EXECUTIVES	Dist/ABD Exe	K S. RAO	Male	30/09/1966		15/03/2021
164	201	1418	ABD EXECUTIVES	Dist/ABD Exe	M.SRINU BABU	Male	19/04/1977		15/03/2021
165	202	1343	ABD EXECUTIVES	Dist/ABD Exe	J.SRINATH KUMAR	Male	17/08/1974		08/03/2021
166	203	748	ABD EXECUTIVES	Dist/ABD Exe	RAMPRASAD GOUD	Male	16/08/1985		12/03/2021
167	204	1274	ABD EXECUTIVES	Dist/ABD Exe	B.RAVINDRANATH	Male	24/10/1971		12/03/2021
168	205	816	ABD EXECUTIVES	Dist/ABD Exe	A.RAGHU RAM	Male	17/08/1978		12/03/2021
169	206	920	ABD EXECUTIVES	Dist/ABD Exe	SHASHIKANT S	Male	14/05/1992		15/03/2021
170	207	711	ABD EXECUTIVES	Dist/ABD Exe	C.NARAYAN MOTHERAO	Male	10/09/1983		13/03/2021
171	208	1062	ABD EXECUTIVES	Dist/ABD Exe	RAMESH CHAVA	Male	53 yrs		09/03/2021
172	209	939	ABD EXECUTIVES	Dist/ABD Exe	SUKRAM SINGH	Male	15/02/1978		11/03/2021

173	210	730	ABD EXECUTIVES	Dist/ABD Exe	SATISH DESHMUKH	Male	06/07/1981		12/03/2021
174	211	947	ABD EXECUTIVES	Dist/ABD Exe	M.VENKARRESWAR REDDY	Male	05/02/1973		08/03/2021
175	212	652	ABD EXECUTIVES	Dist/ABD Exe	SHAMSUDDIN KHAN	Male	01/01/1985		11/03/2021
176	214	946	ABD EXECUTIVES	Dist/ABD Exe	B.KAPIL DAS	Male	25/08/1970		12/03/2021
177	215	945	ABD EXECUTIVES	Dist/ABD Exe	DEEPAK GUPTHA	Male	11/07/1984		12/03/2021
178	216	943	ABD EXECUTIVES	Dist/ABD Exe	M.D.JAFFROODDIN	Male	26/07/1986		12/03/2021
179	217	723	ABD EXECUTIVES	Dist/ABD Exe	J.RAMAKRISHNA	Male	10/06/1985		12/03/2021
180	218	740	ABD EXECUTIVES	Dist/ABD Exe	P.CHAKRAPANI KUMAR	Male	15/06/1972		11/03/2021
181	219	944	ABD EXECUTIVES	Dist/ABD Exe	M.VENKATA RAMANA	Male	11/05/1979		15/03/2021
182	220	949	ABD EXECUTIVES	Dist/ABD Exe	S.VEERA BABU	Male	09/04/1971		13/03/2021
183	221	948	ABD EXECUTIVES	Dist/ABD Exe	U.C.BINISH	Male	24/08/1987		12/03/2021
184	222	953	ABD EXECUTIVES	Dist/ABD Exe	R.N.V.KOTESHWARA RAO	Male	18/05/1971		11/03/2021
185	223	950	ABD EXECUTIVES	Dist/ABD Exe	P.MADHU BABU	Male	02/05/1990		12/03/2021
186	224	940	ABD EXECUTIVES	Dist/ABD Exe	S.HUSSAINIAHA	Male	03/06/1978		15/03/2021
187	225	951	ABD EXECUTIVES	Dist/ABD Exe	S.KHAJA HUSAIN	Male	15/06/1986		12/03/2021
188	226		ABD EXECUTIVES	Dist/ABD Exe	N.KISHORE KUMAR	Male	14/06/1987		13/03/2021

189	227	1287	ABD EXECUTIVES	Dist/ABD Exe	NITTIN KALDHONE	Male	25/12/1987	12/03/2021
190	228	195	ABD EXECUTIVES	Dist/ABD Exe	J.JAYA PRAKASH	Male	26/04/1982	12/03/2021
191	229	1391	ABD EXECUTIVES	Dist/ABD Exe	SHUBHAM CHAVAN	Male	09/12/1997	12/03/2021
192	230	1523	ABD EXECUTIVES	Dist/ABD Exe	CHHV.SATYANARAYANA	Male	05/03/1983	12/03/2021
193	231	408	ABD EXECUTIVES	Dist/ABD Exe	K.APPA RAO	Male	23/06/1981	12/03/2021
194	232	1536	ABD EXECUTIVES	Dist/ABD Exe	P.B.OBULA REDDY	Male	25/06/1986	11/03/2021
195	233	1730	ABD EXECUTIVES	Dist/ABD Exe	T.PRAVEEN KUMAR	Male	25/02/1990	13/03/2021
196	234	1752	ABD EXECUTIVES	Dist/ABD Exe	DHIRENDRA PATHNAIK	Male	30/05/1981	13/03/2021

  
 Allied Brewers And Distillers Pvt. Ltd.  
 Sy.No. 692, RANGAPUR (V),  
 Pehair (M), Wangarthy (D) - 509 104.



**PANCHASHEEL**  
**MEDICAL SERVICES PVT. LTD.,**  
INSTITUTE OF INDUSTRIAL & OCCUPATIONAL HEALTH



ISO 9001:2015  
Certified Company



Accredited Lab

# 401 A & B, Navketan Complex, Clock Tower, Secunderabad-500 003, T.S. INDIA.

Cell: 90001 44488, 99634 17491 | Email: drraj@hotmail.com | Website: www.panchasheel.co.in

	<b>FORMAT FOR MEDICAL FITNESS CERTIFICATE FOR FOOD HANDLERS</b>	Document No.	ABD181/96
		Date of Issue	11/03/2021

PROFORMA FOR MEDICAL FITNESS CERTIFICATE FOR FOOD HANDLERS  
(FOR THE YEAR 2021)

(See Para No. 10.1.2, Part- II, Schedule - 4 of FSS Regulation, 2011)

It is certified that Mr.R N Pavan Kumar employed with M/s.**Allied blenders and distillers Pvt.Ltd.** coming in direct contact with food items has been carefully examined\* by me on date 11/03/2021 Based on the medical examination conducted, he/she is found free from any infectious or communicable diseases and the person is fit to work in the above mentioned food establishment.

Name and Signature with Seal  
of Registered Medical Practitioner /  
Civil Surgeon

**Dr. RAJA VOJJALA**  
MD(Path)AFIH(OLI)  
Physician Industrial Medicine  
Regd.No.13057

\*Medical Examination to be conducted:

1. Physical Examination
2. Eye Test
3. Skin Examination
4. Compliance with schedule of Vaccine to be inoculated against enteric group of diseases
5. Any test required to confirm any communicable or infectious disease which the person suspected to be suffering from on clinical examination.

*Diagnosis Makes the Difference*

**"Exclusive NABL Accredited Lab for Industrial & Occupational Health"**



**PANCHASHEEL**  
**MEDICAL SERVICES PVT. LTD.,**  
INSTITUTE OF INDUSTRIAL & OCCUPATIONAL HEALTH



ISO 9001:2015  
Certified Company



Accredited Lab

# 401 A & B, Navketan Complex, Clock Tower, Secunderabad-500 003. T.S. INDIA.

Cell: 90001 44488, 99634 17491 | Email: drraaj@hotmail.com | Website: www.panchasheel.co.in

**Allied blenders and distillers Pvt. Ltd**  
**Rangapur Village, Pebbair - Mandal, Wanaparthy - Dist.**  
**Annual Medical Examination – 2021**

Employee Name : Mr.R N Pavan Kumar Age : 15/06/1995  
Emp ID/ Lab.No : ABD181/96 Gender : Male  
Staff/ Contractor : AIMISION - DISTILLERY Date : 11/03/2021  
ID Marks: A Mole on Righthand Work Area:NEW ETP

**Present Health Complaints** : Nil

**Past History of Health** : Nil Particular

**Personal History:**

Diabetes : No Hypertension : No Allergic Drugs : No  
Alcohol : No Tobacco : No Pan/Gutka : No  
Tuberculosis: No Epilepsy : No Psychiatric Illness : No  
Medication : No Primary Vaccination: Yes Operation : No

**Family History:**

Diabetes : No Hypertension : No Tuberculosis : No  
Asthama : No H/o Epilepsy : No Allergic Drugs : No  
Psychiatric Illness : No IHD : No

**Physical Examination:**

Built ; Moderate Deformities : No Operative Scars: No  
Height : 167 cms Weight : 65 kgs BMI : 23.3 kg/m<sup>2</sup>  
Pulse : 70 per min. BP : 124/77 mm Hg Chest Insp: 64 cms  
Anemia : No Jaundice : No Chest Exp: 62 cms  
Hernia : No Varicose Veins : No Clubbing/Koilonychia : No  
Temperature : Normal

**Skin Diseases:** 1) Infections : No 2) Allergies : No  
3) Leprosy : No



**PANCHASHEEL**  
**MEDICAL SERVICES PVT. LTD.,**  
**INSTITUTE OF INDUSTRIAL & OCCUPATIONAL HEALTH**



ISO 9001:2015  
Certified Company



Accredited Lab

# 401 A & B, Navketan Complex, Clock Tower, Secunderabad-500 003. T.S. INDIA.

Cell: 90001 44488, 99634 17491 | Email: drraj@hotmail.com | Website: www.panchasheel.co.in

**Hearing** : Right Ear : Normal Left Ear : Normal

**Systemic Examination:**

**Cardiovascular system :** S<sub>1</sub> & S<sub>2</sub> - Normal

**Respiratory System :** Respiratory sounds - Clear

**Abdomen :** Liver - Not Palpable Spleen - Not Palpable

**CNS :** Pupillary Reaction - Normal Romberg's Sign - Negative

Plantars - Normal Jerks - Normal

**ENT :** Normal

**CERTIFICATE OF FITNESS**

This is to certify that Mr. R N Pavan Kumar is free from any Infectious and contagious diseases including Tuberculosis. (After Physical examination and investigations)  
He is healthy and physically fit to work in the Company.

Remarks: Nil

Medical Officer

**DR. RAJA VOJJALA**  
MD(Path) AFIH (CLI)  
Physician Industrial Medicine  
Regd.No. 13057

*Diagnosis Makes the Difference*



**PANCHASHEEL**  
**MEDICAL SERVICES PVT. LTD.,**  
**INSTITUTE OF INDUSTRIAL & OCCUPATIONAL HEALTH**



ISO 9001:2015  
Certified Company



Accredited Lab

# 401 A & B, Navketan Complex, Clock Tower, Secunderabad-500 003. T.S. INDIA.

Cell: 90001 44488, 99634 17491 | Email: drraaj@hotmail.com | Website: www.panchasheel.co.in

Employee Name : Mr.R N Pavan Kumar

Age : 15/06/1995

Emp ID/ Lab.No : ABD181/96

Gender : Male

Contractor : AIMISION - DISTILLERY

Date : 11/03/2021

**ID Marks: A Mole on Righthand**

Work Area:NEW ETP

**Vision Testing**

	Rt.EYE				Lt.EYE			
	SPH	CYL	Axis	VA	SPH	CYL	Axis	VA
Distant Vision	-	-	-	6/9	-	-	-	6/9
Near Vision	-	-	-	N6	-	-	-	N6

With Glass

Colour Vision : Normal

Remarks : Normal Vision

Ophthalmic Asst.

*Diagnosis Makes the Difference*

**"Exclusive NABL Accredited Lab for Industrial & Occupational Health"**





**PANCHASHEEL**  
**MEDICAL SERVICES PVT. LTD.,**  
INSTITUTE OF INDUSTRIAL & OCCUPATIONAL HEALTH



# 401 A & B, Navketan Complex, Clock Tower, Secunderabad-500 003. T.S. INDIA.

Cell: 90001 44488, 99634 17491 | Email: drraj@hotmai.com | Website: www.panchasheel.co.in

Employee Name : Mr.R N Pavan Kumar Age : 15/06/1995  
Emp ID/ Lab.No : ABD181/96 Gender : Male  
Contractor : AIMISION - DISTILLERY Date : 11/03/2021  
ID Marks: A Mole on Righthand Work Area:NEW ETP

**DEPARTMENT OF HAEMATOLOGY**

**\*Haemogram**

(Sample Type: Whole Blood- EDTA)

**INVESTIGATION**

	<b>RESULT</b>	<b>Biological Reference Interval</b>
Haemoglobin	15.4	Male : 13.0 - 18.0 g/dL Female : 12.0 - 16.0 g/dL
Red Blood Cells	5.0	4.0 - 6.0 mill/cu.mm
White Blood Cells	6700	4000 - 11000 cells/cumm
Platelet Count	218	150 - 450*10 <sup>3</sup> /uL

**RBC INDICES:**

HCT	45	36 - 54 %
MCV	93	78 - 94 fl
MCH	27	27 - 32 pg
MCHC	33	32 - 36 g/dl

**DIFFERENTIAL COUNT**

Neutrophils	61	40 - 70 %
Lymphocytes	32	20 - 40 %
Eosinophils	03	02 - 06 %
Monocytes	04	02 - 08 %

**PERIPHERAL SMEAR**

RBC:	Normocytic Normochromic
WBC:	Within normal limits
Platelets:	Adequate

-----End of the Report-----

**DR.RAJA VOJJALA, MD**  
Pathologist  
Regd.No. 13057

Note: Tests marked with (\*) are included in the scope of NABL accreditation

*Diagnosis Makes the Difference*

**"Exclusive NABL Accredited Lab for Industrial & Occupational Health"**



**PANCHASHEEL**  
**MEDICAL SERVICES PVT. LTD.,**  
 INSTITUTE OF INDUSTRIAL & OCCUPATIONAL HEALTH



ISO 9001:2015  
 Certified Company



Accredited Lab

# 401 A & B, Navketan Complex, Clock Tower, Secunderabad-500 003. T.S. INDIA.

Cell: 90001 44488, 99634 17491 | Email: drraaj@hotmail.com | Website: www.panchasheel.co.in

Employee Name	: Mr.R N Pavan Kumar	Age	: 15/06/1995
Emp ID/ Lab.No	: ABD181/96	Gender	: Male
Contractor	: AIMISION - DISTILLERY	Date	: 11/03/2021
<b>ID Marks: A Mole on Righthand</b>		Work Area:	NEW ETP

**DEPARTMENT OF BIOCHEMISTRY**

<u>INVESTIGATION</u>	<u>RESULT</u>	<u>Biological Reference Interval</u>
*Random Blood Sugar (Sample Type: NaF Plasma)	70	70 – 160 mg/dl

**DEPARTMENT OF SEROLOGY**

<u>INVESTIGATION</u>	<u>RESULT</u>	<u>Biological Reference Interval</u>
*Blood Group & Rh Type (Sample Type: Whole Blood- EDTA)	"A" Positive	
HIV – I&II (Sample Type : (SERUM))	Non Reactive	Non Reactive
HBsAg (Sample Type : (SERUM))	Negative	Negative
<b>WIDAL TEST</b> (Sample Type : (SERUM))		
"O"	< 1:20	< 1: 20 dilutions
"H"	< 1:20	< 1: 20 dilutions
"AH"	< 1:20	< 1: 20 dilutions
"BH"	< 1:20	< 1: 20 dilutions

-----End of the Report-----

**DR.RAJA VOJJALA, MD**  
 Pathologist  
 Regd.No. 13057

*Diagnosis Makes the Difference*



**PANCHASHEEL**  
**MEDICAL SERVICES PVT. LTD.,**  
INSTITUTE OF INDUSTRIAL & OCCUPATIONAL HEALTH



# 401 A & B, Navketan Complex, Clock Tower, Secunderabad-500 003. T.S. INDIA.

Cell: 90001 44488, 99634 17491 | Email: drraj@hotmail.com | Website: www.panchasheel.co.in

Employee Name : Mr.R N Pavan Kumar Age : 15/06/1995  
Emp ID/ Lab.No : ABD181/96 Gender : Male  
Contractor : AIMISION - DISTILLERY Date : 11/03/2021  
ID Marks: A Mole on Righthand Work Area:NEW ETP

**DEPARTMENT OF CLINICAL PATHOLOGY**

**\* Complete Urine Examination**  
(Sample Type : *Urine*)

<u>INVESTIGATION</u>	<u>RESULT</u>	<u>Biological Reference Interval</u>
<b><u>Physical Examination</u></b>		
Quantity	10 ml	10 – 15 ml
Appearance	Clear	Clear
Reaction	Acidic	Acidic
<b><u>Chemical Examination</u></b>		
Albumin	Nil	Nil
Sugar	Nil	Nil
Bile Salts	Negative	Negative
Bile Pigments	Negative	Negative
<b><u>Microscopic Examination</u></b>		
Pus cells	Nil	0 – 3 /Hpf
Epithelial Cells	Occasional	0 – 4 /Hpf
R.B.C	Nil	Nil
Crystals	Nil	Nil
Casts	Nil	Nil
Others	Nil	Nil

-----End of the Report-----

**DR. RAJA VOJJALA, MD**  
Pathologist  
Regd.No. 13057

Note: Tests marked with (\*) are included in the scope of NABL accreditation

*Diagnosis Makes the Difference*

**“Exclusive NABL Accredited Lab for Industrial & Occupational Health”**



**PANCHASHEEL**  
**MEDICAL SERVICES PVT. LTD.,**  
INSTITUTE OF INDUSTRIAL & OCCUPATIONAL HEALTH



ISO 9001:2015  
Certified Company



Accredited Lab

# 401 A & B, Navketan Complex, Clock Tower, Secunderabad-500 003. T.S. INDIA.

Cell: 90001 44488, 99634 17491 | Email: drraj@hotmail.com | Website: www.panchasheel.co.in

Employee Name : Mr.R N Pavan Kumar  
Emp ID/ Lab.No. : ABD181/96  
Contractor : AIMISION - DISTILLERY  
ID Marks: A Mole on Righthand

Age : 15/06/1995  
Gender : Male  
Date : 11/03/2021  
Work Area:NEW ETP

**RESTING E.C.G. REPORT**

**ELECTRO CARDIOGRAPHIC OBSERVATIONS**

HR : 56 Per Min  
Rhythm : Normal Sinus  
P Wave : Normal  
Q Wave : Nil  
PR : 146 ms  
QRS : 107 ms  
ST Wave : No Significant Changes  
Axis : Normal  
IMPRESSION : Sinus Bradycardia

-----End of the Report-----

Dr. MN. Shyam Sunder, MD  
Physician/Cardiologist  
Regd.No. 11104

*Diagnosis Makes the Difference*

**"Exclusive NABL Accredited Lab for Industrial & Occupational Health"**



**PANCHASHEEL**  
**MEDICAL SERVICES PVT. LTD.,**  
INSTITUTE OF INDUSTRIAL & OCCUPATIONAL HEALTH



ISO 9001:2015  
Certified Company



Accredited Lab

# 401 A & B, Navketan Complex, Clock Tower, Secunderabad-500 003. T.S. INDIA.

Cell: 90001 44488, 99634 17491 | Email: drraaj@hotmail.com | Website: www.panchasheel.co.in

Employee Name : Mr.R N Pavan Kumar

Age : 15/06/1995

Emp ID/ Lab.No : ABD181/96

Gender : Male

Contractor : AIMISION - DISTILLERY

Date : 11/03/2021

ID Marks: A Mole on Righthand

Work Area:NEW ETP


**X-RAY CHEST PA VIEW**

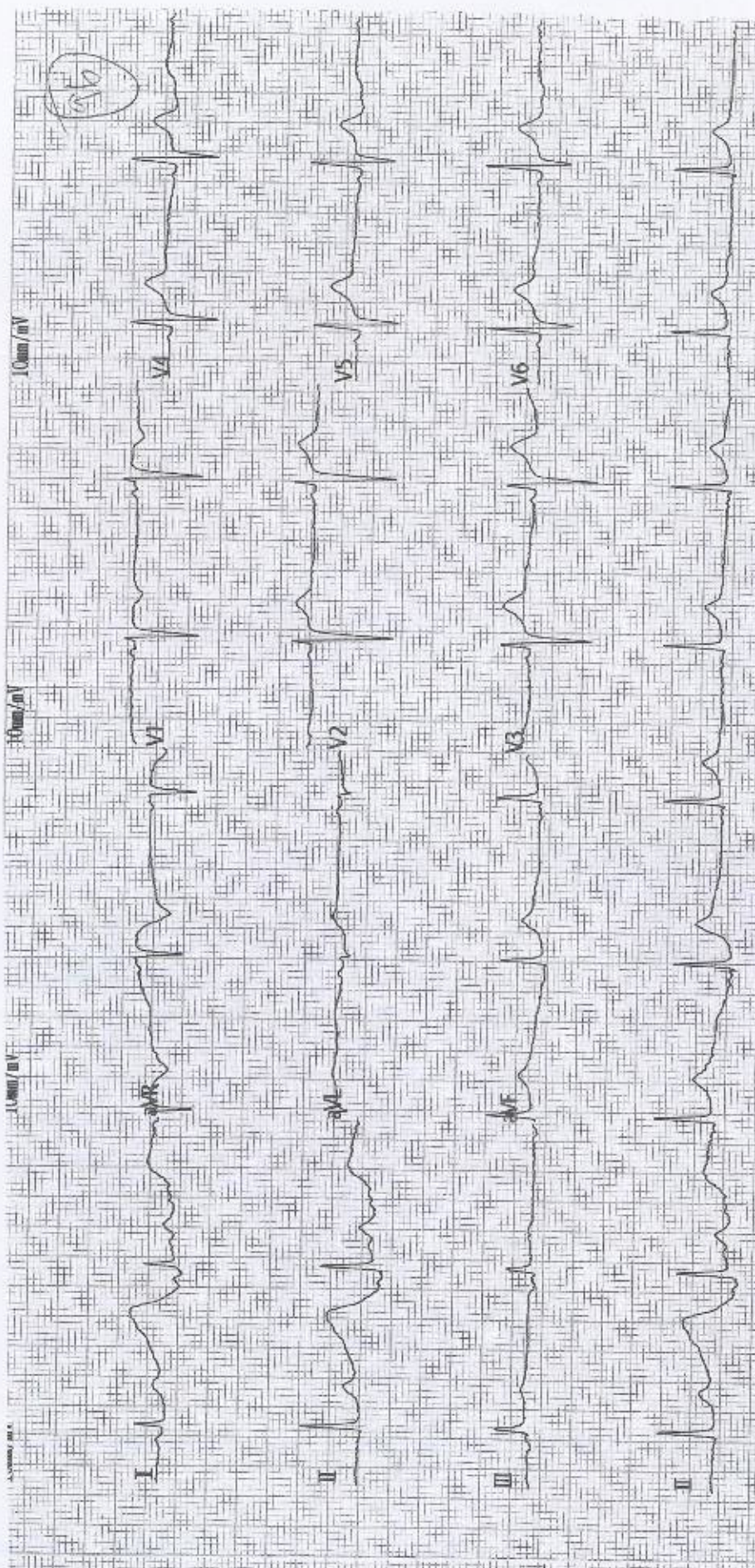
**X-RAY CHEST PA VIEW**

1. Bony cage and soft tissues are normal
2. Lung parenchyma and vasculature is normal
3. Heart size and contour is normal.
4. Both domes of diaphragm are normal.
5. CP angles are normal.
6. No evidence of Tuberculosis

**IMPRESSION** : Normal Chest Radiograph

-----End of the Report-----

  
Dr. E. Rajesh Kumar  
M.B.B.S., D.M.R.D  
Consultant Radiologist  
Regd.No. 33959



(ECG Analysis Result)

Vent. Rate (bpm): 56

PR Int. (ms): 146  
 P/QRS/T Int. (ms): 113 107 167  
 QT/QTc Int. (ms): 377 366  
 P/QRS/T Axis (Deg.): -80 69 -41  
 RV1/SV5 Amp. (mV): 0.17 0.59  
 RV5/SV1 Amp. (mV): 0.79 1.09

ST LEVEL (mV)						
I	II	III	aVR	aVL	aVF	
+0.00	+0.03	+0.03	-0.01	-0.01	+0.03	
V1	V2	V3	V4	V5	V6	
+0.02	+0.04	+0.05	+0.05	+0.05	+0.04	

Note: Unconfirmed Report! Need to Review.

V2.71 Technician



# PANCHASHEEL MEDICAL SERVICES PVT. LTD., INSTITUTE OF INDUSTRIAL & OCCUPATIONAL HEALTH



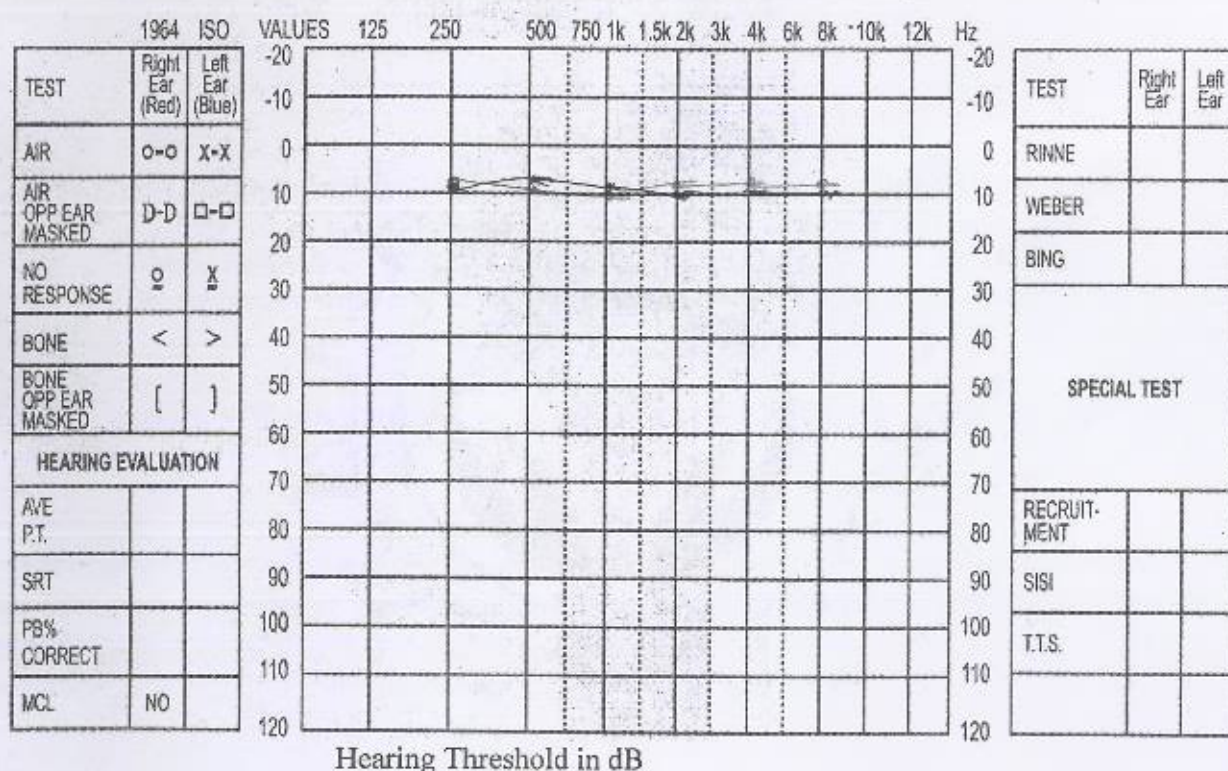
# 401 A & B, Navketan Complex, Clock Tower, Secunderabad-500 003. T.S. INDIA.

Cell: 90001 44488, 99634 17491 | Email: drraqj@hotmail.com | Website: www.panchasheel.co.in

Employee Name : Mr.R N Pavan Kumar      Age : 15/06/1995  
Emp ID/ Lab.No : ABD181/96      Gender : Male  
Staff / Contractor : AIMISION - DISTILLERY      Date : 11/03/2021

Allied blenders and distillers Pvt. Ltd

## AUDIOGRAM



Audiological Interpretation : Right Ear :

Left Ear :

*Bilateral abnormal hearing*

Audiologist

*Diagnosis Makes the Difference*

**"Exclusive NABL Accredited Lab for Industrial & Occupational Health"**



**PANCHASHEEL**  
**MEDICAL SERVICES PVT. LTD.,**  
INSTITUTE OF INDUSTRIAL & OCCUPATIONAL HEALTH



ISO 9001:2015  
Certified Company



Accredited Lab

# 401 A & B, Navketan Complex, Clock Tower, Secunderabad-500 003. T.S. INDIA.

Cell: 90001 44488, 99634 17491 | Email: drraaj@hotmail.com | Website: www.panchasheel.co.in

<b>FORMAT FOR MEDICAL FITNESS CERTIFICATE FOR FOOD HANDLERS</b>	Document No.	ABD304/100
	Date of Issue	12/03/2021

**PROFORMA FOR MEDICAL FITNESS CERTIFICATE FOR FOOD HANDLERS  
(FOR THE YEAR 2021)**

(See Para No. 10.1.2, Part- II, Schedule - 4 of FSS Regulation, 2011)

It is certified that Mr.N Prem kumar employed with M/s.**Allied blenders and distillers Pvt.Ltd.** coming in direct contact with food items has been carefully examined\* by me on date 12/03/2021 Based on the medical examination conducted, he/she is found free from any infectious or communicable diseases and the person is fit to work in the above mentioned food establishment.

Name and Signature with Seal  
of Registered Medical Practitioner /  
Civil Surgeon

DR. RAJA VOJJA  
MD(Path)AFIH(CSI)  
Physician Industrial Medicine  
Regd.No.13057

\*Medical Examination to be conducted:

1. Physical Examination
2. Eye Test
3. Skin Examination
4. Compliance with schedule of Vaccine to be inoculated against enteric group of diseases
5. Any test required to confirm any communicable or infectious disease which the person suspected to be suffering from on clinical examination.

*Diagnosis Makes the Difference*

**"Exclusive NABL Accredited Lab for Industrial & Occupational Health"**





**Allied Blenders  
& Distillers**

ABD/RANGAPUR/DISTILLERY/TSPCB/2021-22/03

Date: 20.05.2021

To

**The Environmental Engineer.**

**Regional Office, Telangana State Pollution Control Board,  
4<sup>th</sup> Floor, Collectorate Building, Nampally,  
Hyderabad - 500001.**

**Subject:** Allied Blenders and Distilleries Pvt Ltd (TSPCB/14748/RO-HYD/CFO/HO/2017 - 2876  
(Auto renewal) Dated: 06.12.2017) - April - 2021 monthly Environmental  
monitoring reports - Submission - Regarding.

Dear Sir,

With reference to the above subject, we are herewith submitting the Environmental  
monitoring reports for the month of April - 2021 for the Distillery (ENA) Rangapur plant.  
Details are given below,

1. Water Consumption for the Month of April'21
2. Spent Wash, MEE & Effluent Details.
3. Effluent/pollution control equipment Energy consumption details.
4. Ambient Air Quality Monitoring data. (Real time & Third Party reports)
5. 1500 KVA DG Set Stack Monitoring Data.
6. Boiler 50 TPH Stack Monitoring Data (Real time data)
7. Waste water Influent analysis data (third-party)
8. Treated water analysis data (Real time data)
9. Ambient Noise Level data.

Kindly acknowledge the receipt of the same.

Thanking you.

Yours faithfully,

For M/s. Allied Blenders & Distilleries Private Limited.

(Authorized Signatory)



Encl: 1. All reports.

**Allied Blenders and Distillers Pvt. Ltd.,**

Distillery : Survey No : 692, Rangapur Village, Pebbair Mandal, Wanaparthy District, Telangana - 509 104.

Bottling : Survey No : 700, Rangapur Village, Pebbair Mandal, Wanaparthy District, Telangana - 509 104.

Office : Sreenivasam, H.No. 1-11-220/2, First Floor, Brundavan Colony, Begumpet, Hyderabad - 500 016.

Website : www.abdindia.com info@abdindia.com CIN No. : U15511MH2008PTC187368



**Allied Blenders  
& Distillers**

ABD/RANGAPUR/DISTILLERY/TSPCB/2021-22/05

Date: 12.06.2021

To

**The Environmental Engineer,  
Regional Office, Telangana State Pollution Control Board,  
4<sup>th</sup> Floor, Collectorate Building, Nampally,  
Hyderabad – 500001.**

**Subject:** Allied Blenders and Distilleries Pvt Ltd (TSPCB/14748/RO-HYD/CFO/HO/2017 – 2876  
(Auto renewal) Dated: 06.12.2017) – May - 2021 monthly Environmental  
monitoring reports - Submission - Regarding.

Dear Sir,

With reference to the above subject, we are herewith submitting the Environmental monitoring reports for the month of May - 2021 for the Distillery (ENA) Rangapur plant. Details are given below,


1. Water Consumption for the Month of May'21
2. Spent Wash, MEE & Effluent Details.
3. Effluent/pollution control equipment Energy consumption details.
4. Ambient Air Quality Monitoring data. (Real time & Third Party reports)
5. 1500 KVA DG Set Stack Monitoring Data.
6. Boiler 50 TPH Stack Monitoring Data (Real time data)
7. Waste water Influent analysis data (third-party)
8. Treated water analysis data (Real time data)
9. Ambient Noise Level data.

Kindly acknowledge the receipt of the same.

Thanking you.

Yours faithfully,

**For M/s. Allied Blenders & Distilleries Private Limited.**

  
Sujit Kumar Brivastava

(Manager Distillery-Operations)

Encl: 1. all reports.

**Allied Blenders and Distillers Pvt. Ltd.,**

Distillery : Survey No : 692, Rangapur Village, Pebbair Mandal, Wanaparthy District, Telangana - 509 104.

Bottling : Survey No : 700, Rangapur Village, Pebbair Mandal, Wanaparthy District, Telangana - 509 104.

Office : Sreenivasam, H.No. 1-11-220/2, First Floor, Brundavan Colony, Begumpet, Hyderabad - 500 016.

Website : www.abdindia.com info@abdindia.com CIN No. : U15511MH2008PTC187368





**Allied Blenders  
& Distillers**

ABD/RANGAPUR/DISTILLERY/TSPCB/2021-22/07

Date: 12.07.2021

To

The Environmental Engineer,  
Regional Office, Telangana State Pollution Control Board,  
4<sup>th</sup> Floor, Collectorate Building, Nampally,  
Hyderabad - 500001.

**Subject:** Allied Blenders and Distilleries Pvt Ltd (TSPCB/14748/RO-HYD/CFO/HO/2017 - 2876  
(Auto renewal) Dated: 06.12.2017) - June - 2021 monthly Environmental  
monitoring reports - Submission - Regarding.

Dear Sir,

With reference to the above subject, we are herewith submitting the Environmental  
monitoring reports for the month of June - 2021 for the Distillery (ENA) Rangapur plant.  
Details are given below,


1. Water Consumption for the Month of June'21
2. Spent Wash, MEE & Effluent Details.
3. Effluent/pollution control equipment Energy consumption details.
4. Ambient Air Quality Monitoring data. (Real time & Third Party reports)
5. 1500 KVA DG Set Stack Monitoring Data.
6. Boiler 50 TPH Stack Monitoring Data (Real time data)
7. Waste water Influent analysis data (third-party)
8. Treated water analysis data (Real time data)
9. Ambient Noise Level data.

Kindly acknowledge the receipt of the same.

Thanking you.

Yours faithfully,

For M/s. Allied Blenders & Distillers Private Limited.

  
Sujit Kumar Srivastava  
(Lead Distillery Operations)

Encl: 1. all reports.

**Allied Blenders and Distillers Pvt. Ltd.,**

Distillery : Survey No : 692, Rangapur Village, Pebbair Mandal, Wanaparthy District, Telangana - 509 104.

Bottling : Survey No : 700, Rangapur Village, Pebbair Mandal, Wanaparthy District, Telangana - 509 104.

Office : Sreenivasam, H.No. 1-11-220/2, First Floor, Brundavan Colony, Begumpet, Hyderabad - 500 016.

Website : www.abdindia.com info@abdindia.com CIN No. : U15511MH2008PTC187368





**Allied Blenders  
& Distillers**

ABD/RANGAPUR/DISTILLERY/TSPCB/2021-22/09

Date: 10.08.2021

To

**The Environmental Engineer.**  
Regional Office, Telangana State Pollution Control Board,  
4<sup>th</sup> Floor, Collectorate Building, Nampally.  
Hyderabad – 500001.

**Subject:** Allied Blenders and Distilleries Pvt Ltd (TSPCB/14748/RO-HYD/CFO/HO/2017 – 2876  
(Auto renewal) Dated: 06.12.2017) – July - 2021 monthly Environmental Monitoring  
Reports - Submission - Regarding.

Dear Sir,

With reference to the above subject, we are herewith submitting the Environmental monitoring reports for the month of July - 2021 for the Distillery (ENA) Rangapur plant. Details are given below,


1. Water Consumption for the Month of July'21
2. Spent Wash, MEE & Effluent Details.
3. Effluent/pollution control equipment Energy consumption details.
4. Ambient Air Quality Monitoring data. (Real time & Third Party reports)
5. 1500 KVA DG Set Stack Monitoring Data.
6. Boiler 50 TPH Stack Monitoring Data (Real time data)
7. Waste water Influent analysis data (third-party)
8. Treated water analysis data (Real time data)
9. Ambient Noise Level data.

Kindly acknowledge the receipt of the same.

Thanking you.


Yours faithfully,

For M/s. Allied Blenders & Distilleries Private Limited.

  
Sujit Kumar Srivastava

(Lead Distillery Operations)

Encl: 1. all reports.



**Allied Blenders and Distillers Pvt. Ltd.,**

Distillery : Survey No : 692. Rangapur Village, Pebbair Mandal, Wanaparthy District, Telangana - 509 104.

Bottling : Survey No : 700, Rangapur Village, Pebbair Mandal, Wanaparthy District, Telangana - 509 104.

Office : Sreenivasam, H.No. 1-11-220/2, First Floor, Brundavan Colony, Begumpet, Hyderabad - 500 016.

Website : www.abdindia.com info@abdindia.com CIN No. : U15511MH2008PTC187368



**Allied Blenders  
& Distillers**

ABD/RANGAPUR/DISTILLERY/TSPCB/2021-22/12

Date: 04.09.2021

To

**The Environmental Engineer.**  
Regional Office, Telangana State Pollution Control Board,  
4<sup>th</sup> Floor, Collectorate Building, Nampally.  
Hyderabad – 500001.

**Subject:** Allied Blenders and Distilleries Pvt Ltd (TSPCB/14748/RO-HYD/CFO/HO/2017 – 2876  
(Auto renewal) Dated: 06.12.2017) – August - 2021 monthly Environmental  
Monitoring Reports - Submission - Regarding.

Dear Sir,

With reference to the above subject, we are herewith submitting the Environmental monitoring reports for the month of August - 2021 for the Distillery (ENA) Rangapur plant. Details are given below,

1. Water Consumption for the Month of August-2021
2. Spent Wash, MEE & Effluent Details.
3. Effluent/pollution control equipment Energy consumption details.
4. Ambient Air Quality Monitoring data. (Real time & Third Party reports)
5. 1500 KVA DG Set Stack Monitoring Data.
6. Boiler 50 TPH Stack Monitoring Data (Real time data)
7. Waste water Influent analysis data (third-party)
8. Treated water analysis data (Real time data)
9. Ambient Noise Level data.

Kindly acknowledge the receipt of the same.

Thanking you.

Yours faithfully,

For M/s. Allied Blenders & Distilleries Private Limited.

**Sujit Kumar Srivastava**  
(Lead Distillery Operations)



Encl: 1. all reports.

**Allied Blenders and Distillers Pvt. Ltd.,**

Distillery : Survey No : 692, Rangapur Village, Pebbair Mandal, Wanaparthy District, Telangana - 509 104.  
Bottling : Survey No : 700, Rangapur Village, Pebbair Mandal, Wanaparthy District, Telangana - 509 104.  
Office : Sreenivasam, H.No. 1-11-220/2, First Floor, Brundavan Colony, Begumpet, Hyderabad - 500 016.  
Website : [www.abdindia.com](http://www.abdindia.com) [info@abdindia.com](mailto:info@abdindia.com) CIN No. : U15511MH2008PTC187368

## ALLIED BLENDERS AND DISTILLERS PVT LTD


Rangapur(V), Pebbair (Madal), Wanaparthy (Dt.)

Ambient Noise Values

Units: dB(A)

Month	Day time									
	Milling Section	Fermentation Area	Security Area	Boiler-DCS	Boiler Turbine Hall	ETP Area	WTP Area	Dryer Section	CO2 Plant	Near DG Set
Mar-21	70.7	67.5	65.2	67.6	70.2	67.3	69.4	70.5	68.2	70.6
Apr-21	70.6	68.9	67.3	69.2	71.8	67.5	68.1	70.8	69.9	70.5
May-21	70.2	68.3	67.2	68.5	69.8	65.6	68.1	70.3	69.7	70.4
Jun-21	70.7	69.5	68.2	69.4	68.2	67.3	67.5	70.8	70.2	70.1
Jul-21	70.2	69.4	65.8	68.7	70.5	67.3	68.7	70.2	68.5	70
Aug-21	70.5	68.3	67.7	70.8	69.8	NA	NA	69.7	68.6	NA
Night time										
Month	Milling Section	Fermentation Area	Security Area	Boiler-DCS	Boiler Turbine Hall	ETP Area	WTP Area	Dryer Section	CO2 Plant	Near DG Set
	65.6	62.3	58.4	57.8	63.2	59.6	58.2	61.6	57.3	60.7
Apr-21	67.5	66	59.2	59.4	68.7	63.9	60.4	64.3	63	62.5
May-21	64.2	63.7	56.3	59.6	58.5	60.2	61.8	62.3	62.5	64.4
Jun-21	62.6	60.8	54.7	57.3	59.6	56.2	54.3	56.2	60.8	61.5
Jul-21	64.8	63.5	58.2	58.5	65.3	60.7	58.6	61.5	60.2	61.7
Aug-21	63.7	64.9	62.5	63.2	60.4	NA	NA	60.3	63.8	NA

Zone	Day Time 6.00 am to 10.00pm	Night Time 10.00 to 6.00 am
Industrial and mixed use	75 dB(A)	70 dB(A)

  
 Sankar Allied Blenders And Distillers Pvt. Ltd.  
 Sy.No. 692, RANGAPUR (V),  
 Pebbair (MD), Wanaparthy (D) - 509 104.

ALLIED BLENDERS AND DISTILLERS PVT LTD		
Rangapur(V),Pebbair (Madal),Wanaparathi(Dt.)		
Expenditure for the March'2021 to August'2021		
Sr. No.	Description	Cost (Rs.)
1	Chemicals Cost (Lab & ETP)	3751905.69
2	Power Cost	1028737
3	Online monitoring at AAQMS, EQMS, Boiler Stack	687000
4	ETP Plant O & M Cost	2217600
5	Third Party Monitoring Cost	96000
6	Repair and Maintenance (R&M) costs	5000000
7	CFO Compliance Fees	90000
8	Training Cost	80000
9	Waste Disposal Cost	24000
10	Books/stationary /computer cost	4500
	<b>Total</b>	<b>12979743</b>


  
 Allied Blenders And Distillers Pvt. Ltd.  
 Sy.No. 692, RANGAPUR (V),  
 Pebbair (M), Wanaparthy (D) - 509 104.



**Allied Blenders  
& Distillers**

ABD/RANGAPUR/DISTILLERY/TSPCB/2021-22/14

Date: 28.09.2021

To

**The Environmental Engineer,  
Regional Office, Telangana State Pollution Control Board,  
4<sup>th</sup> Floor, Collectorate Building, Nampally,  
Hyderabad – 500001.**

**Subject:** Allied Blenders and Distilleries Pvt. Ltd – Environment Statement in Form- V  
(April'2020 - March' 2021) Submission - Regarding.

**Reference:** Consent Order No. 210822768023 Dated: 24.03.2021 valid upto 31.03.2026


Dear Sir,

With reference to the above subject, we are herewith submitting the Environment Statement in FORM – V for the period of April'2020 - March' 2021.

This is for your information and acknowledge the same.

Thanking you.

Yours Faithfully,

  
Sujit Kumar Srivastava

(Lead Distillery Operations)

Allied Blenders and Distilleries Pvt. Ltd.



Encl: Form V for 2020-2021

**Allied Blenders and Distillers Pvt. Ltd.,**

Distillery : Survey No : 692, Rangapur Village, Pebbair Mandal, Wanaparthy District, Telangana - 509 104.

Bottling : Survey No : 700, Rangapur Village, Pebbair Mandal, Wanaparthy District, Telangana - 509 104.

Office : Sreenivasam, H.No. 1-11-220/2, First Floor, Brundavan Colony, Begumpet, Hyderabad - 500 016.

Website : [www.abdindia.com](http://www.abdindia.com) [info@abdindia.com](mailto:info@abdindia.com) CIN No. : U15511MH2008PTC187368